



THE CAR BOOK 4

THE CAR BOOK 4

EN

Silca Library	VI
Glossary	VIII
Key identification	IX
Technical information	X
Uses	XII
Transponder information	XIII
Nationality	XIII
Key types	XIV

Vehicles guide legend	3
Car keys guide	8
Motorcycle keys guide	378
Truck keys guide	418
Vehicle related keys	427
General index	438

IT

Libreria Silca	VI
Terminologia	VIII
Identificazione chiave	IX
Informazioni tecniche	X
Utilizzi	XII
Informazioni transponder	XIII
Nazionalità	XIII
Tipi di chiave	XIV

Legenda guida veicoli	3
Guida chiavi auto	8
Guida chiavi moto	378
Guida chiavi camion	418
Chiavi veicoli - utilizzi vari	427
Indice generale	438

DE

Datenarchiv Silca	VI
Terminologie	VIII
Schlüsselidentifikation	IX
Technische Auskünfte	X
Verwendungen	XII
Transponder Auskünfte	XIII
Nationalität	XIII
Schlüsseltypen	XIV

Autoschlüssel Erläuterung	3
Führer für Autoschlüssel	8
Führer für Motorräderschlüssel	378
Führer für LKW Schlüssel	418
Fahrzeugschlüssel - verschiedene Verwendungen	427
Generalverzeichnis	438

**FR**

Bibliothèque Silca	VI
Terminologie	VIII
Identification clé	IX
Informations techniques	X
Utilisations	XII
Informations transpondeur	XIII
Nationalité	XIII
Types de clé	XIV

Légende guide véhicules	3
Guide clés pour voitures	8
Guide clés pour motocyclettes	378
Guide clés pour camions	418
Clés véhicules pour différentes utilisations	427
Index général	438

ES

Librería Silca	VI
Terminología	VIII
Identificación de la llave	IX
Informaciones técnicas	X
Utilizaciones	XII
Informaciones transponder	XIII
Nacionalidad	XIII
Tipos de llave	XIV

Leyenda guía para vehículos	3
Guía llaves para coches	8
Guía llaves para motocicletas	378
Guía llaves para camiones	418
Llaves vehículos para diferentes utilizaciones	427
Índice general	438

PT

Livraria Silca	VI
Terminologia	VIII
Identificação de uma chave	IX
Informações técnicas	X
Utilizações	XII
Informações transponder	XIII
Nacionalidade	XIII
Tipos de chave	XIV

Legenda guia para veículos	3
Guia chaves para carros	8
Guia chaves para motocicletas	378
Guia chaves para camiões	418
Chaves veículos para utilizações várias	427
Índice geral	438



EN

You have chosen technology and innovation. You have chosen Silca. Thank you.

Our keys are produced exclusively with selected and certified raw materials.

Every single work phase is also controlled and carried out with highly advanced machinery. Severe product quality control certifies dimensions, aesthetics and respond to the original product and/or to the customers specific requests. Using the SPC (Statistic Process Control) control procedure to every single working phase we guarantee the quality our customers expect from us.

IT

Avete scelto tecnologia e innovazione. Avete scelto Silca. Grazie.

Le nostre chiavi vengono prodotte esclusivamente con materie prime selezionate e certificate.

Ogni singola fase di lavorazione, effettuata con macchinari all'avanguardia e attrezzature di progettazione esclusiva, viene certificata in base a severi controlli su tutte le variabili qualitative di prodotto: dimensioni, estetica, perfetta rispondenza del materiale e del prodotto alle specifiche dell'originale o del cliente. L'adozione di procedure di controllo SPC (Statistic Process Control) ad ogni fase di produzione garantisce inoltre la qualità che i nostri clienti si aspettano da noi.

DE

Sie haben Technologie und Innovation gewählt. Sie haben Silca gewählt. Danke.

Unsere Schlüssel sind nur mit gewählten und zertifizierten Rohmaterialien hergestellt.

Jede einzelne Arbeitsphase, die mit modernen Maschinen und exklusiven Entwicklungs- und Projektierungsmittel gemacht wurde, ist durch strenge Kontrolle zertifiziert. Masse, Ästhetik, Produkte und Materialien sind nach den technischen Spezifikation garantiert. Die SPC (Statistic Process Control) Verfahren versichern die Kontrolle auf jede einzelne Arbeitsphase und die Qualität, die unsere Kunden von uns erwarten.

GTI - GLASS TRANSPONDER INNOVATION



Silca shakes up vehicle keys duplication thanks to the first worldwide multifunctional glass transponder.

Silca apre una nuova era nella duplicazione chiavi veicolo grazie al primo transponder multifunzione in vetro.

Silca öffnet den Weg in ein neues Zeitalter für das Kopieren von Fahrzeugschlüsseln dank des ersten multifunktionalen Transponders aus Glas.

Silca ouvre une nouvelle ère dans la reproduction de clés pour véhicules grâce au premier transpondeur multifonction en verre.

Silca abre una nueva era en la duplicación de las llaves vehículo gracias al primer transponder multifunción de cristal.

A Silca abre uma nova era na duplicação das chaves para veículo, graças ao primeiro transponder multi-função em vidro.



GTI THE 1ST WORLDWIDE

FR

Vous avez choisi technologie et innovation. Vous avez choisi Silca. Merci.

Nos clés sont produites exclusivement sur la base de matières premières sélectionnées et certifiées.

Chaque phase du processus de fabrication de nos produits est effectuée au travers de machines d'avant-garde et d'outillages exclusifs et, après des contrôles sévères de toutes les variables qualitatives du produit, comme dimensions, aspect esthétique, correspondance du matériel et du produit-même aux caractéristiques spécifiques originales et/ou demandées par le client, est ensuite certifiée. Le choix d'adopter un processus de contrôle SPC (Statistic Process Control) pour chaque phase de fabrication garantit la qualité que nos clients attendent de nous.

ES

Usted ha elegido tecnología y innovación. Usted ha elegido Silca. Gracias.

Nuestras llaves se fabrican exclusivamente con materia prima seleccionada y certificada.

Cada fase de fabricación, efectuada con maquinaria de última generación y herramientas de proyecto exclusivo, es certificada en base a severos controles de todas las variables cualitativas del producto: tamaño, estética, perfecta correspondencia del material con el producto original o la solicitud del cliente. La adopción de procedimientos de control SPC (Statistic Process Control) en cada fase de producción garantiza además la calidad que nuestros clientes esperan de nosotros.

PT

Você escolheu tecnologia e inovação. Você escolheu Silca. Obrigado.

As nossas chaves são fabricadas exclusivamente com matérias-primas seleccionadas e certificadas.

Cada fase do fabrico, realizada com máquinas de vanguarda e equipamento de projecto exclusivo, é certificada com base em rigorosos controlos de todas as variáveis qualitativas do produto: dimensões, estética, correspondência perfeita do material e do produto com as especificações do original ou do cliente. A adopção de procedimentos de controlo SPC (Statistic Process Control) em cada fase da produção também garante a qualidade que os nossos clientes esperam de nós.

SILCA: FIRST WORLDWIDE FOR AUTHENTIC TRANSPONDER KEYS INNOVATION

GTI is compatible with Silca's latest transponder key ranges, guarantees a constantly updated automotive keys service and is the ideal solution in case of original key loss.

GTI è compatibile con le chiavi transponder Silca, garantisce un servizio chiavi automotive sempre aggiornato ed è la soluzione ideale in caso di perdita della chiave originale.


GTI ist kompatibel mit den neuen Silca Transponderschlüssel, versichert einen hochmodernen Fahrzeugschlüsseldienst und ist die ideale Lösung, wenn der Originalschlüssel verloren wird.

GTI est compatible avec les nouvelles clés transpondeur Silca, garantit d'être à l'avant-garde dans votre service clés pour véhicules et est la solution parfaite en cas de perte de la clé originale.


GTI es compatible con las nuevas llaves transponder Silca, asegura un servicio llaves vehículo a la vanguardia y es la solución perfecta en caso de que se pierda la llave original.

GTI é compatível com as novas chaves transponder Silca, assegura um serviço chaves para veículos na vanguarda e a solução perfeita em caso de perda da chave original.

THE CAR BOOK 4



THE CAR BOOK 4 CATALOGUE



MONTHLY SILCA NEWS BULLETINS

EN

SILCA LIBRARY

This Catalogue updates and completes the information regarding all the vehicle keys produced by Silca. If you would like to keep your catalogues always updated, visit www.silca.biz. Every month you can find out what new keys have been produced consulting and printing the "Silca News" Bulletins.

ELECTRONIC KEY CATALOGUE

Silca also makes its electronic key catalogue available to you, also on your smartphone. The Silca electronic catalogue will be updated in real time with all the new keys making it the ideal assistant for all office activities, the management of stock references, automatic creation of orders, printing packing lists and much more.

IT

LIBRERIA SILCA

Questo catalogo aggiorna e completa le informazioni relative a tutte le chiavi veicolo prodotte da Silca. Se desiderate mantenere sempre aggiornati i vostri cataloghi, collegatevi al sito www.silca.biz. Ogni mese saprete quali nuove chiavi sono state prodotte consultando e stampando i Bollettini "Silca News".

CATALOGO CHIAVI ELETTRONICO

Silca mette a vostra disposizione il catalogo elettronico chiavi, consultabile anche tramite smartphone. Il catalogo elettronico Silca è aggiornato in tempo reale con tutte le ultime novità ed è l'assistente ideale per le attività di ufficio, per la gestione delle referenze a stock, per la creazione automatica di ordini, la stampa di bindelli e molto altro ancora.

DE

DATENARCHIV SILCA

Mit Hilfe dieses Informationswerkzeuges erhalten Sie aktualisierte und vervollständigte Informationen in Bezug auf alle von Silca produzierten Fahrzeugschlüssel. Damit Ihre Kataloge immer auf dem neuesten Stand sind, können Sie Neuheiten auf der Webseite www.silca.de abrufen. Jeden Monat erfahren Sie, welche neuen Schlüssel produziert werden, wenn Sie den monatlichen Newsletter "Silca News" aufrufen und ausdrucken.

ELEKTRONISCHER SCHLÜSSELKATALOG

Silca stellt Ihnen einen elektronischen Schlüsselkatalog zur Verfügung, der auch über das Smartphone verfügbar ist. Damit werden Sie in Echtzeit über alle Neuheiten auf dem Laufenden gehalten. Der elektronische Katalog von Silca ist das ideale Hilfsmittel für die Arbeit im Büro, die Verwaltung des Lagerbestands, die automatische Erstellung von Bestellungen, den Ausdruck von Verpackungslabels und vieles andere mehr.

WWW.SILCA.BIZ

To update The Car Book 4 catalogue, visit our website and download the "Silca News" Bulletins, issued monthly.
Per aggiornare il catalogo The Car Book 4, visitate il nostro sito e scaricate i Bollettini "Silca News", pubblicati mensilmente.
Um den Katalog The Car Book 4 zu aktualisieren, rufen Sie unsere Webseite auf und laden Sie die Newsletter "Silca News" herunter, die monatlich veröffentlicht werden.
Pour mettre le catalogue The Car Book 4 à jour, visitez notre site et téléchargez les Bulletins "Silca News", mis à jour une fois par mois.
Para actualizar el catálogo The Car Book 4, consulte nuestro sitio web y descargue los Boletines "Silca News", actualizados mensualmente.
Para atualizar o catálogo The Car Book 4 consulte nosso site e baixe os Boletins "Silca News", atualizados mensalmente.



SILCA ELECTRONIC KEY CATALOGUE



SILCA EKC WEB MOBILE

FR

BIBLIOTHÈQUE SILCA

Ce catalogue actualise et complète les informations fournies sur toutes les clés pour véhicules produites par Silca.

Si vous souhaitez que vos catalogues soient toujours à jour, visitez notre site Internet www.silca.biz. Tous les mois, vous serez informés sur les nouvelles clés produites en consultant et en imprimant les Bulletins "Silca News".

CATALOGUE DE CLÉS ÉLECTRONIQUES

Silca met à votre disposition un catalogue électronique clés, qui est disponible aussi sur votre Smartphone.

Le catalogue électronique Silca, actualisé en temps réel avec toutes les dernières nouveautés, est l'assistant idéal des activités administratives comme la gestion des références en stock, mais également pour la création automatique des commandes, l'impression des news et bien plus encore.

ES

LIBRERÍA SILCA

Este catálogo actualiza y completa la información relativa a todas las llaves para vehículos fabricadas por Silca.

Si desea que sus catálogos siempre estén actualizados, conéctese al sitio www.silca.biz. Cada mes le será posible conocer qué llaves nuevas se han fabricado consultando e imprimiendo los Boletines "Silca News".

CATÁLOGO DE LLAVES ELECTRÓNICO

Silca pone a su disposición un catálogo electrónico llaves, disponible también en su smartphone.

El catálogo electrónico Silca, actualizado en tiempo real sobre todas las novedades, es el asistente ideal para las actividades de la oficina, gestionar las referencias en stock, crear automáticamente los pedidos, imprimir etiquetas y mucho más.

PT

LIVRARIA SILCA

Este catálogo atualiza e completa as informações sobre todas as chaves para veículos produzidas pela Silca.

Desejando manter os catálogos sempre atualizados, entre no nosso site www.silca.biz. Cada mês você saberá quais são as novas chaves produzidas consultando e imprimindo os Boletins "Silca News".

CATÁLOGO ELETRÔNICO CHAVES

Silca coloca à sua disposição um catálogo eletrônico chaves, também disponível em seu smartphone.

O catálogo eletrônico Silca, atualizado em tempo real com todas as novidades, é o assistente ideal para o escritório, para a gestão das referências de estoque, para a criação automática de pedidos, imprimir etiquetas e muito mais.

EKC.SILCA.BIZ - ELECTRONIC KEY CATALOGUE

EKC contains all of the new keys produced by Silca and is always updated.
 EKC contiene tutte le nuove chiavi prodotte da Silca ed è sempre aggiornato.
 EKC, der elektronische Schlüsselkatalog, enthält alle neue Silca Schlüssel und wird immer aktualisiert.
 EKC contient toutes les nouvelles clés produites par Silca et est toujours mis à jour.
 EKC contiene todas las nuevas llaves producidas por Silca y se actualiza siempre.
 EKC contém todas as novas chaves produzidas pela Silca e é atualizado sempre.

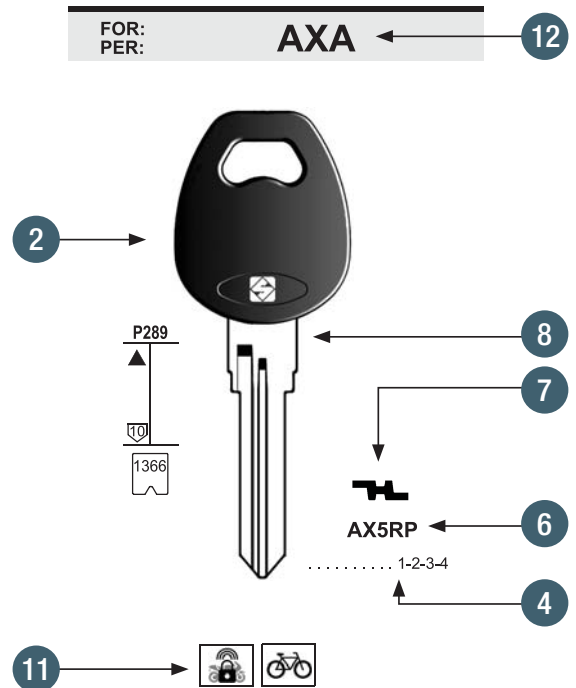
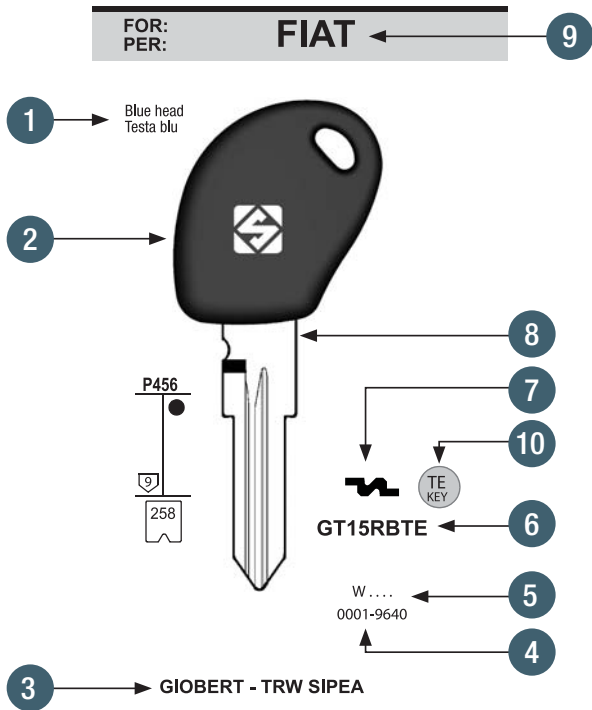


THE CAR BOOK 4

GLOSSARY - TERMINOLOGIA - TERMINOLOGIE - TERMINOLOGIE - TERMINOLOGÍA - TERMINOLOGIA

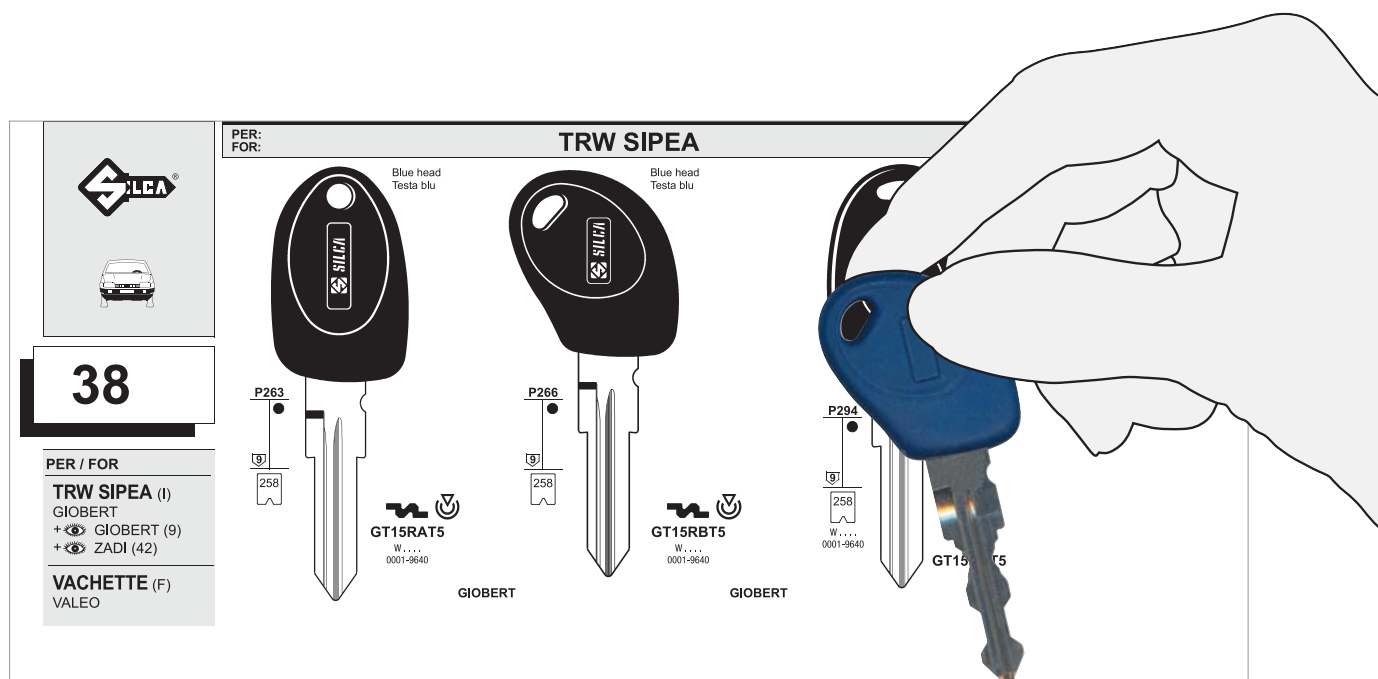
Vehicle keys guide (page 8) • Guida chiavi veicolo (pag. 8)
 Führer für Fahrzeugschlüssel (Seite 8) • Guide clés pour véhicules (page 8)
 Guía llaves para vehículos (pág. 8) • Guia chaves para veículos (pág. 8)

Vehicle related keys (page 427) • Chiavi veicoli - Utilizzi vari (pag. 427)
 Fahrzeugschlüssel für verschiedene Verwendungen (Seite 427) • Clés véhicules pour différentes utilisations (page 427) • Llaves vehículos para diferentes utilizaciones (pág. 427) • Chaves veículos para utilizações várias (pág. 427)



	EN	IT	DE	FR	ES	PT
1	Head Colour	Colore testa	Kopf-Farbe	Couleur tête	Color cabeza	Cor da cabeça
2	Head	Testa	Kopf	Tête	Cabeza	Cabeça
3	Secondary brands	Marche secondarie	Nebenmarke	Marques secondaires	Marcas secundarias	Marcas secundárias
4	Code	Serie	Serie	Code	Serie	Códigos
5	Original profile	Profilo originale	Originalprofil	Profil original	Perfil original	Perfil original
6	Silca reference	Referenza Silca	Silca-Artikel	Article Silca	Artículo Silca	Artigo Silca
7	Profile	Profilo	Profil	Profil	Perfil	Perfil
8	Blade (stem)	Canna	Schaft	Canne	Caña	Cana
9	Vehicle brand	Marca veicolo	Fahrzeuge-Marke	Marque véhicule	Marca vehículo	Marca do veículo
10	Key type	Tipo di chiave	Schlüsseltyp	Type de clé	Tipo de llave	Tipo de chave
11	Key uses	Utilizzi chiave	Verwendungen	Utilisations clé	Utilizaciones llave	Utilizações chave
12	Lock brand	Marca serratura	Schloß-Marke	Marque serrure	Marca cerradura	Marca da fechadura

KEY IDENTIFICATION - IDENTIFICAZIONE CHIAVE - SCHLÜSSELIDENTIFIKATION - IDENTIFICATION CLÉ - IDENTIFICACIÓN DE LA LLAVE - IDENTIFICAÇÃO DE UMA CHAVE



EN

Keys are drawn to a 1:1 scale

The key profile (section of the blade) is viewed from the head. To identify a key you may simply lay the key sample on the drawing, paying particular attention to the blade and to the profile.

Alternative head shapes are indicated by a dashed line around the standard head.

IT

I disegni delle chiavi sono in scala 1:1

I profili (sezione della canna) sono visti dalla testa. Per identificare una chiave basta sovrapporre il campione al disegno, prestando particolare attenzione alla canna (gambo) e alla sezione (profilo).

Teste originali diverse sono rappresentate con linea tratteggiata.

DE

Die Zeichnungen der Schlüssel sind in Skala 1:1

Die Profile (Schnitt des Schaftes) werden vom Kopf ab gesehen. Für die Identifikation eines Schlüssels genügt es den Musterschlüssel mit der angegebenen Zeichnung zu vergleichen, aber wir empfehlen, besonders den Schaft und das Profil zu überprüfen.

Verschiedene Originalköpfe sind durch gestrichelte Linien dargestellt.

FR

Les dessins des clés sont à échelle 1:1

Les profils (section de la canne) sont vus de la tête. Pour l'identification d'une clé il suffira de superposer la clé échantillon au dessin en examinant tout particulièrement la canne (tige) et la section (profil).

Têtes originales différentes sont représentées par des lignes en tirets.

ES

Los dibujos de las llaves son en escala 1:1

Los perfiles (sección de la caña) son vistos de la cabeza. Para la identificación de una llave basta sobreponer la llave de muestra al dibujo, examinando con particular atención la caña y la sección (perfil).

Las cabezas originales diferentes están representadas con una línea punteada.

PT


Os desenhos das chaves estão em escala 1:1

Os perfis (secção da cana) são vistos da cabeça. Para identificar uma chave basta sobrepor a chave original por cima do desenho e examinar atentamente a cana da chave e o perfil.

Cabeças originais diferentes estão representadas com uma linha tracejada.

THE CAR BOOK 4

TECHNICAL INFORMATION - INFORMAZIONI TECNICHE - TECHNISCHE AUSKÜNFTE - INFORMATIONS TECHNIQUES - INFORMACIONES TÉCNICAS - INFORMAÇÕES TÉCNICAS




66

FOR / PER
MERIT (D)
MERONI (I)
MONACOR (PRC/CN) ALPHA (63)
NEIMAN (D) (F) + HUF (65)


FOR:
PER:

MERIT

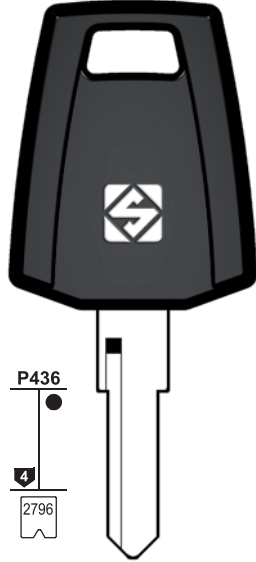


P436
2796

MRT2RAP
... C/D 001-050



NEIMAN



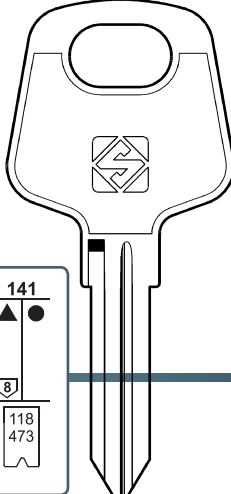


P83
122

141
118
473

NE76AP
... 0/9 ... 0/90/9
M-N-P-R-S

NE19
GM ... 2001-3000
... 2001-4949

Uses (page XII)
 Utilizzi (pag. XII)
 Verwendungen (Seite XII)
 Utilisations (page XII)
 Utilizaciones (pág. XII)
 Utilizações (pág. XII)

FOR / PER	Main brand (Nationality)	Marca principale (Nazionalità)	Hauptmarke (Nationalität)	Marque principale (Nationalité)	Marca principal (Nacionalidad)	Marca principal (Nacionalidade)
MERIT (D)	Refer to main brand on the page indicated in brackets	Rinvio alla marca principale alla pagina indicata tra parentesi	Verweisung der Hauptmarke auf den angezeigten Seiten in Klammer	Renvoi à la marque principale à la page indiquée entre parenthèses	Reenvio a la marca principal en la paginas indicadas entre parentesis	Reenvia-se a marca principal em página indicada entre parênteses
MERONI (I)		Rinvio alle chiavi di altre marche alle pagine indicate tra parentesi	Verweisung auf die Schlüssel anderer Marken auf den angezeigten Seiten in Klammer	Renvoi aux clés d'autres marques aux pages indiquées entre parenthèses	Reenvio a las llaves de otras marcas en las paginas indicadas entre parentesis	Reenvia-se para chaves de outras marcas em páginas indicadas entre parênteses
MONACOR (PRC) ALPHA (63)		Nationality (page XIII)	Nazionalità (pag. XIII)	Nationalität (Seite XIII)	Nationalité (page XIII)	Nacionalidad (pág. XIII)
NEIMAN (D) (F) + HUF (65)	Secondary brands		Marche secondarie	Nebenmarke	Marques secondaires	Marca secundarias
PK (F) CESSNA (64) LAS (66)						
POS (D) SISPA (67)						
SISPA (I) POS						

TECHNICAL INFORMATION - INFORMAZIONI TECNICHE - TECHNISCHE AUSKÜNFTE - INFORMATIONS TECHNIQUES - INFORMACIONES TÉCNICAS - INFORMAÇÕES TÉCNICAS

123 Information including material type is shown beside each key

A fianco di ogni chiave sono specificate alcune caratteristiche tecniche e varianti disponibili
 Neben jedem Schlüssel sind einige technische Daten und mögliche Varianten angegeben
 A côté de chaque clé sont indiqués les caractéristiques techniques et matériaux disponibles
 Al lado de cada llave se especifican datos técnicos y variantes disponibles
 Ao lado de cada chave esta indicado as características técnicas e a matéria prima em que a chave pode ser fornecida

	EN	IT	DE	FR	ES	PT
	Standard production material:	Materiale di normale produzione:	Material von normaler Produktion:	Matériel standard:	Material de producción corriente:	Matéria-prima standard:
▲	Steel	Acciaio	Stahl	Acier	Acero	Aço
●	Brass	Ottone	Messing	Laiton	Latón	Latão
■	Nickel silver	Alpacca	Neusilber	Maillechort	Alpaca	Alpaca
◆	Iron	Ferro	Eisen	Fer	Hierro	Ferro
I 23	Head-shape code of each key to easily identify customized coining	Codice testa per facilitare la scelta di conii personalizzati	Kopf-Code, um die Auswahl der Prägungen zu erleichtern	Code de la tête pour faciliter le choix des frappes personnalisées	Código de la cabeza para facilitar la elección de acuñaciones personalizadas	Código da cabeça para facilitar a escolha dos cunhos, no caso dos pedidos de chaves personalizadas
©	Available in SILCA COLOR / SLIM COLOR	Disponibile in SILCA COLOR / SLIM COLOR	Lieferbar in SILCA COLOR / SLIM COLOR	Disponible en SILCA COLOR / SLIM COLOR	Disponible en SILCA COLOR / SLIM COLOR	Disponível em SILCA COLOR / SLIM COLOR
U	Available in ULTRALITE	Disponibile in ULTRALITE	Lieferbar in ULTRALITE	Disponible en ULTRALITE	Disponible en ULTRALITE	Disponível em ULTRALITE
5	No. of big pins	Nr. spine grandi	Nr. grosse Dornen	Nr. grands pistons	Nr. de agujas grandes	Nr. de pivos grandes
5	No. of small pins	Nr. spine piccole	Nr. kleinen Dornen	Nr. petits pistons	Nr. de agujas pequeñas	Nr. de pivos pequenos
▷	Back milled profile	Profilo dorsato	Rückengefrästes Profil	Profil à chiffrage dorsal	Perfil lomeado	Perfil boleado no dorso
456	Card Number for cutting by code on Silca electronic machines for flat keys	Numero scheda per riproduzione a codice con duplicatrici elettroniche Silca per chiavi piatte	Kartenummer für die Kopierung nach Code auf Silca Elektronische Schlüsselkopiermaschine für Flachschlüssel	Numéro de fiche pour la reproduction à code sur machines électroniques Silca pour clés plates	Número de la ficha para la reproducción en base a código con duplicadoras electrónicas Silca para llaves planas	Número de ficha técnica para a duplicação pelo código nas máquinas electrónicas Silca (chaves planas)
S56	Silca Serial Number for cutting by code on Silca electronic machines for dimple and laser keys	Silca Serial Number per riproduzione a codice con duplicatrici elettroniche Silca per chiavi punzonate e laser	Silca Serial Number für die Kopierung nach Code auf Silca Elektronische Schlüsselkopiermaschine für Bohrmulden- und Bahnschlüssel	Silca Serial Number pour la reproduction à code sur machines électroniques Silca pour clés a points et clés avec taille de type laser	Silca Serial Number para la reproducción en base a código con duplicadoras electrónicas Silca para llaves de regata y de seguridad	Silca Serial Number para a duplicação pelo código nas máquinas electrónicas Silca (chaves de pontos e tipo laser)
P47	Silca Serial Number for cutting by code on the Prima Laser and Idea Machines	Silca Serial Number per riproduzione a codice su Prima Laser e Idea	Silca Serial Number für die Kopierung nach Code auf Prima Laser und Idea Maschinen	Silca Serial Number pour la reproduction à code avec machines Prima Laser et Idea	Silca Serial Number para la reproducción en base a código con Prima Laser y Idea	Silca Serial Number para a duplicação pelo código nas máquinas Prima Laser e Idea

THE CAR BOOK 4

USES - UTILIZZI - VERWENDUNGEN - UTILISATIONS - UTILIZACIONES - UTILIZAÇÕES

	EN	IT	DE	FR	ES	PT
	Ignition and steering wheel lock	Avviamento / Bloccasterzo	Zünd-und Lenkradschloß	Mise en marche et antivol	Arranque seguro de dirección	Ignição, bloqueio da direcção
	Door lock	Portiera	Wagentür	Portière	Puerta	Porta de carro
	Boot/Hatchback	Bagagliaio/Portiera posteriore	Kofferraum/Hecktür	Coffre/Portière postérieure	Maletero/Puerta trasera	Bagageira/Porta traseira
	Petrol cap	Tappo benzina	Benzintankverschluß	Bouchon réservoir	Tapa de gasolina	Tampão de gasolina
	Vehicle drawer	Vano portaoggetti	Schublade	Tiroir	Gaveta	Porta luvas
	Cycle seat	Sella	Sattel	Selle	Silla	Selím
	Helmet holder	Porta casco	Helm-Stütze	Porte-casque	Porta-casco	Porta-capacete
	Bicycle	Bicicletta	Fahrrad	Vélo	Bicicleta	Bicicleta
	Truck	Camion	LKW	Camion	Camión	Caminhão
	Van	Furgone	Lastwagen	Fourgon	Furgón	Furgão
	Mini-bus	Pulmino	Kleinbus	Minibus	Minibus	Mini-ônibus
	Pick-up truck	Camioncino/Pick-up	Kleinlasttransporter/Pick-up	Camionette/Pick-up	Camión ligero/Pick-up	Furgoneta/Pick-up
	Car	Auto	Auto	Voiture	Coche	Carro
	Motorcycle	Motocicletta	Motorrad	Motocyclette	Motocicletta	Motocicleta
	Airplane	Aereo	Flugzeug	Avion	Avión	Avião
	Caravan	Caravan	Caravan	Caravanne	Caravana	Caravana
	Boat engine	Motore marino	Schiffsmotor	Moteur de bateaux	Motor marino	Motor marítimo
	Ski holder	Portasci	Skiträger	Porte skis	Portaesquis	Porta-esquis
	Forklift	Muletto	Gabelstapler	Clark	Carretilla elevadora	Empilhadore
	Garage door	Porta garage	Garagentür	Portes de garages	Puerta garage	Porta de garagem
	Lawn-mower	Rasaerba	Rasenmäher	Tondeuse	Corta-cesped	Corta-relvas
	Tractor	Trattore	Traktor	Tracteur	Tractor	Trator
	Earth moving machine	Macchina movimento terra	Raupenschlepper	Machine pour déplacement de terre	Máquina para movimiento de tierra	Máquina de terraplenagem
	Anti-theft device for motor-cycles	Antifurto per ciclomotori e motociclette	Diebstahlschutz für Motorfahrrad und Motorräder	Anti-vol pour cyclomoteurs et motocyclettes	Antihurto para ciclomotores y motocicletas	Anti-roubo para scooters e motocicletas
	Remote Control	Telecomando	Fernbedienung	Commande à distance	Mando a distancia	Comando remoto
	Snowmobile	Motoslitta	Schneemobil	Motoluge	Trineo de motor	Trenó de motor
	Ski box	Baule portasci	Skiträger	Porte skis	Portaesquis	Porta-esquis
	Alarm	Allarme	Alarm	Alarme	Alarma	Alarme
	Motor heater	Riscaldatore motore	Motor Heizappart	Réchauffeur moteur	Calentador motor	Aquecedor de motor



TRANSPONDER INFORMATION - INFORMAZIONI TRANSPONDER - TRANSPONDER AUSKÜNFTTE - INFORMATIONS TRANSPONDEUR - INFORMACIONES TRANSPONDER - INFORMAÇÕES TRANSPONDER

EN

TRANSPONDER. An electronic chip with a non-volatile memory which contains an ELECTRONIC CODE. The transponder has an antenna with which it can interface with an external electronic control device. Through the antenna the device emits a fixed frequency signal; the transponder receives the signal and then transmits its electronic code by means of special modulation techniques to the control device, which is able to process the code. The transponder has no external input of power supply (passive system); it receives the energy necessary to work from the signal emitted by the external control device (inductive coupling between the control device antenna and that of the transponder).

IMMOBILIZER. An electronic antitheft system which interfaces with the engine control device, and often also with the starter, that allows the engine to start only when the electronic code in the transponder is recognized.

DE

TRANSPONDER. Es handelt sich um einen mit einem nicht flüchtigen Speicher ausgestatteten elektronischen Chip, der einen ELEKTRONISCHEN CODE enthält. Der Transponder ist mit einer Lesespule versehen, die es ermöglicht, sich an ein externes elektronisches Steuergerät anzuschließen. Dieses Steuergerät gibt über eine Lesespule ein Signal mit einer bestimmten Frequenz (fix) ab; der Transponder nimmt dieses Signal auf und sendet unter Verwendung von spezifischen Modulationstechniken einen eigenen elektronischen Code an das Steuergerät, das ihn dann ausarbeitet. Der Vorteil des Transponders ist, daß keine äußere Versorgung notwendig ist (passives System), sondern daß die für den Betrieb nötige Energie dem vom externen Steuergerät gesendeten Signal entnommen wird (induktive Kopplung zwischen Lesespule des Steuergeräts und Antenne des Transponders).

IMMOBILIZER. Es handelt sich dabei um eine elektronische Diebstahlsicherung, die an das elektronische Steuergerät des Motors und oft auch an den Anlasser angeschlossen werden kann. Der Anlasser erteilt die Starterlaubnis, wenn der elektronische Code im Transponder erkannt wird.

ES

TRANSPONDER. Chip electrónico provisto de memoria no volátil que contiene un CÓDIGO ELECTRÓNICO. El transponder está provisto de antena que permite interactuar con una central electrónica exterior. Esta central emite, por medio de una antena, una señal a frecuencia fija; el transponder, después de recibir la señal y utilizando técnicas particulares de modulación, envía su propio código electrónico a la central, que de esta manera está en condiciones de procesarlo. El transponder no necesita ningún suministro de corriente desde el exterior, sino que saca la energía necesaria a su propio funcionamiento de la señal que le llega de la central exterior (acoplamiento por inducción entre la antena de la central y la del transponder).

SISTEMA IMMOBILIZADOR. Es un sistema antirrobo de tipo electrónico que, al interactuar con la central de control del motor y a menudo incluso con el motor de arranque, da el consentimiento al encendido del motor, cuando reconozca el código electrónico presente en el transponder.

IT

TRANSPONDER. Chip elettronico dotato di memoria non volatile contenente un CODICE ELETTRONICO. Il transponder è dotato di antenna che permette di interfacciarsi con una centralina elettronica. La centralina emette tramite un'antenna un segnale a frequenza fissa; il transponder, ricevuto tale segnale, invia il proprio codice elettronico tramite particolari tecniche di modulazione alla centralina, che è in grado di elaborarlo e riconoscerlo. Il transponder non ha nessun tipo di alimentazione esterna (è un sistema passivo); ricava l'energia necessaria al suo funzionamento dal segnale inviato dalla centralina (ACCOPIAMENTO INDUTTIVO fra antenna della centralina e del transponder).

SISTEMA IMMOBILIZZATORE. Sistema antifurto di tipo elettronico in grado di interfacciarsi con la centralina di controllo motore e spesso anche con il motorino d'avviamento, che dà il consenso di accensione motore nel caso in cui venga riconosciuto il codice elettronico presente nel transponder.

FR

TRANSPONDEUR. Chip électronique doté de mémoire non volatile contenant un CODE ELECTRONIQUE. Le transpondeur est doté d'une antenne permettant l'interface avec une unité de contrôle. Cette unité de contrôle émet un signal à fréquence fixe; le transpondeur, reçoit ce signal, en appliquant des techniques de modulations spéciales, il envoie son propre code électronique à l'unité de contrôle qui est ainsi en mesure d'en effectuer le traitement. Le transpondeur n'a besoin d'aucune alimentation externe (système passif); prélevant l'énergie qu'il lui faut pour fonctionner du signal envoyé par l'unité de contrôle (couplage inductif entre l'antenne de l'unité de contrôle et celle du transponder).

SYSTEME D'IMMOBILISATION. C'est un antivol de type électronique qui, interfacé avec l'unité de contrôle du moteur et la plupart des cas avec le démarreur, donne le consentement au démarrage du moteur après identification du code électronique présent dans le transponder.

PT

TRANSPONDER. Chip electrónico dotado de memória não volátil que contém um CÓDIGO ELECTRÓNICO (número). O transponder está provisto de uma antena que permite a ligação em interface com uma central electrónica. A central emite, por meio de uma antena, um sinal com frequência fixa; recebido esse sinal, o transponder, por meio de técnicas especiais de modulação, envia o próprio código electrónico para a central, que o pode processar e reconhecer. O transponder não tem algum tipo de alimentação externa (é um sistema passivo); tira a energia necessária para o seu funcionamento do sinal enviado pela central (ACOPLAMENTO INDUTIVO entre a antena da central e do transponder).

SISTEMA DE IMOBILIZAÇÃO. Sistema anti-roubo de tipo electrónico que pode ser ligado em interface com a centralina de controlo do motor e frequentemente até com o motor de arranque, e que habilita a ignição do motor no caso em que seja reconhecido o código electrónico presente no transponder.

NATIONALITY - NAZIONALITÀ - NATIONALITÄT - NATIONALITÉ - NACIONALIDAD - NACIONALIDADE

A Austria	CZ Czech Republic	GR Greece	LT Lithuania	RCH Chile	USA United States of America
AUS Australia	D Germany	H Hungary	LV Latvia	RNR Zambia	UA Ukraine
AZ Azerbaijan	DK Denmark	HK Hong-Kong	MD Republic of Moldova	RO Romania	WAN Federal Republic of Nigeria
B Belgium	DZ Algeria	HR Croatia	N Norway	RUS Russia	YV Venezuela
BG Bulgaria	E Spain	I Italy	NL The Netherlands	S Sweden	ZA Republic of South Africa
BR Brazil	EST Estonia	IL Israel	P Portugal	SRB Serbia	
BY Belarus	ET Egypt	IND India	PL Poland	SLO Slovenia	
CDN Canada	F France	IRL Ireland	PRC/CN China	SU ex-URSS	
CH Switzerland	FIN Finland	J Japan	RA Argentina	TN Tunisia	
CO Colombia	GB Great Britain	KSA Saudi Arabia	RC/TW Taiwan	TR Turchia	

KEY TYPES - TIPI DI CHIAVE - SCHLÜSSELTYPEN - TYPES DE CLÉ - TIPOS DE LLAVE - TIPOS DE CHAVE

SYMBOLS - SIMBOLI - SYMBOLE - SYMBOLES - SÍMBOLOS - SÍMBOLOS	
	<p>TRANSPONDER KEYS</p>  <p>TRANSPONDER KEYS. Keys endowed with specific fixed or crypto code transponder depending on the application.</p> <p>CHIAVI TRANSPONDER. Chiavi dotate di transponder a codice fisso o crypto specifico in base all'applicazione.</p> <p>TRANSPONDERSCHLÜSSEL. Schlüssel mit spezifischem Fixer oder Crypto Code Transponder gemäß der Anwendung.</p> <p>CLÉS TRANSPONDEUR. Clés dotées d'un transpondeur à code fixe ou crypto spécifique selon l'application.</p> <p>LLAVES TRANSPONDER. Llaves dotadas de transponder de código fijo o crypto específico en función de la aplicación.</p> <p>CHAVES TRANSPONDER. Chaves dotadas de um transponder de código fixo ou crypto específico dependendo da aplicação.</p>
	<p>FLIP KEYS</p>  <p>FLIP KEYS. Metallic blade for Flip Keys, Silca's vehicle keys reproducing the original key's flip mechanism. Key reference ending in FH (Flip Head). The blade must be assembled with the Flip plastic head.</p> <p>CHIAVI FLIP. Canna metallica per Chiavi Flip, la chiave veicolo Silca che riproduce il meccanismo "flip" della chiave originale. Referenza chiave terminante in FH (Flip Head). La canna deve essere assemblata alla testa in plastica Flip.</p> <p>KLAPPSCHLÜSSEL. Metall-Schaft für Klappschlüssel, Silcas Autonachschlüssel mit dem gleichen Klappmechanismus wie das Original. FH (Flip Head) Buchstabe am Ende der Artikelnummer. Der Schaft muss mit der Plastik-Klappschlüssel-Kopf montiert werden.</p> <p>CLÉS FLIP. Insert en metal pour Clés Flip, les clés de véhicule Silca capables de reproduire le mécanisme original d'une clé pliable. Référence terminant en FH (Flip Head). L'insert doit être assemblé avec la tête en plastique Flip.</p> <p>LLAVES PLEGABLES. Espadín metálico para Llaves Plegables, las llaves de vehículo Silca que reproducen el mecanismo de despliegue de la llave original. Referencia que termina por FH (Flip Head). El espadín debe ser ensamblado con el cabezal de plástico de la Llave Plegable.</p> <p>CHAVES FLIP. Perfil metálico para Chaves Flip, as chaves para reposição das chaves veículos de canivete originais. Referência que acaba em FH (Flip Head). O perfil deve ser montado com a cabeça de plástico Flip.</p>
	<p>MH KEYS</p>  <p>MH KEYS. Silca MH Keys include both the electronic keys range with MH head containing the electronic card, and the MH-TA keys range with GTI compatible transponder adapter. The MH-TA keys do not include the transponder.</p> <p>CHIAVI MH. Le Chiavi MH comprendono sia la gamma di chiavi elettroniche con testa MH dotata di scheda elettronica, sia la gamma di chiavi MH-TA, dotate di adattatore transponder in grado di ospitare il GTI. Le chiavi MH-TA non includono il transponder.</p> <p>MH-SCHLÜSSEL. Die MH-Schlüssel bestehen aus sowohl die Palette der elektronischen Schlüssel mit MH Kopf mit elektronischer Karte, als auch die Palette der MH-TA Schlüssel mit Transponderadapter, der den GTI aufnehmen kann. Die MH-TA Schlüssel enthalten nicht den Transponder.</p> <p>CLÉS MH. Les Clés MH comprennent à la fois la gamme de clés électroniques avec tête MH avec carte électronique, à la fois la gamme de clés MH-TA dotées d'adaptateur pour transpondeurs pouvant accueillir le GTI. Les clés MH-TA ne incluent pas le transpondeur.</p> <p>LLAVES MH. Las Llaves MH incluyen tanto la gama de llaves electrónicas con cabeza MH con ficha electrónica, tanto la gama de llaves MH-TA dotadas de adaptador transponder que puede acomodar el GTI. Las llaves MH-TA no incluyen el transponder.</p> <p>CHAVES MH. As Chaves MH incluem tanto a gama de chaves eletrónicas com cabeça MH com ficha eletrónica, tanto a gama de chaves MH-TA equipadas com adaptador para transponder que pode acomodar o GTI. As chaves MH-TA não incluem o transponder.</p>
	<p>LOOK A-LIKE KEYS</p>  <p>LOOK A-LIKE KEYS. GTI compatible transponder keys with key head design identical to the original and key reference ending in TE (Transponder Empty). Key with adapter, without transponder.</p> <p>CHIAVI LOOK A-LIKE. Chiavi transponder compatibili con il GTI caratterizzate da design della testa identico alla chiave originale e referenza terminante in TE (Transponder Empty). Chiave con adattatore, senza transponder.</p> <p>LOOK A-LIKE SCHLÜSSEL. Kompatibel mit GTI Transponder Schlüssel mit Kopf-Design entsprechend dem Original-Schlüssel und TE (Transponder Empty) Buchstabe am Ende der Artikelnummer. Schlüssel mit Adapter, ohne Transponder.</p> <p>CLÉS LOOK A-LIKE. Clés transpondeur compatibles avec le GTI caractérisées par design de la tête identique à la clé originale et référence terminant en TE (Transponder Empty). Clé avec adaptateur, sans transpondeur.</p> <p>LLAVES LOOK A-LIKE. Llaves transponder compatibles con el GTI caracterizadas por el mismo diseño de la llave original y por la referencia que termina por TE (Transponder Empty). Llaves con adaptador, sin transponder.</p> <p>CHAVES LOOK A-LIKE. Chaves transponder compatíveis com o GTI caracterizadas por o formato da cabeça igual às chaves originais e a referência que acaba em TE (Transponder Empty). Chave com adaptador, sem transponder.</p>
	<p>KEYLESS KEYS KIT</p>  <p>KEYLESS KEYS KIT. Silca Keyless Keys kit includes: plastic key with GTI compatible transponder adapter; metallic key with plastic head to open the vehicle doors; metallic ring. The transponder is not included in the kit.</p> <p>KIT CHIAVI KEYLESS. Il kit Chiavi Silca Keyless comprende: chiave in plastica con adattatore transponder compatibile con il GTI; chiave in metallo con testa in plastica per l'apertura delle portiere; anello metallico. Il transponder non è incluso nel kit.</p> <p>KEYLESS SCHLÜSSEL SET. Das Silca Keyless Schlüssel Set enthält: Plastik-Schlüssel mit Transponderadapter kompatibel mit GTI; Metallschlüssel mit Plastik-Kopf zum Öffnen der Türen; Metallring. Das Set enthält nicht den Transponder.</p> <p>KIT CLÉS KEYLESS. Le kit Clés Silca Keyless inclut: clé en plastique avec adaptateur pour transpondeur compatible avec le GTI; clé en métal avec tête en plastique pour le déverrouillage des portières; anneau en métal. Le kit n'inclut pas le transpondeur.</p> <p>KIT LLAVES KEYLESS. El kit Llaves Keyless incluye: llave de plástico con adaptador transponder compatible con el GTI; llave metálica con cabeza de plástico para abrir las puertas; anilla metálica. El transponder no está incluido en el kit.</p> <p>KIT CHAVES KEYLESS. O kit Chaves Keyless inclui: chave de plástico com adaptador transponder compatível com o GTI; chave metálica com cabeça em plástico para a abertura das portas; anel metálico. O transponder não está incluído no kit.</p>



Car keys guide
Guida chiavi auto
Führer für Autoschlüssel
Guide clés pour voitures
Guía llaves para coches
Guia chaves para carros




VEHICLES GUIDE LEGEND - LEGENDA GUIDA VEICOLI - AUTOSCHLÜSSEL ERLÄUTERUNG - LÉGENDE GUIDE VÉHICULES - LEYENDA GUÍA PARA VEHÍCULOS - LEGENDA GUIA PARA VEÍCULOS

	<p>Make and model Marca e modello Marke und Modell Marque et modèle Marca y modelo Marca e modelo</p>
<p>FROM</p>	<p>In production from... Fabbricata dal... Hergestellt seit... Fabriquée à partir du... Fabricada desde... Fabricada desde...</p>
<p>TO</p>	<p>In production until... Fabbricata fino al... Hergestellt bis... Fabriquée jusqu'au... Fabricada hasta... Fabricada até...</p>
<p> REF.</p>	<p>Silca key reference Referenza chiave Silca Silca-Schlüssel-Referenz Référence clé Silca Referencia llave Silca Referência chave Silca</p>
<p> TE</p> <p>"TE" SILCA REF.</p>	<p>Silca TE key reference Referenza chiave Silca TE Silca TE Schlüssel-Referenz Référence clé Silca TE Referencia llave Silca Referência chave Silca TE</p>
<p> FLIP</p> <p>"FLIP KEYS" SILCA REF.</p>	<p>Silca Flip Key reference Referenza Chiave Flip Silca Silca Klappschlüssel-Referenz Référence Clé Flip Silca Referencia Llave Plegable Silca Referência Chave Flip Silca</p>
	<p>Type of transponder on the original key (1) Tipo di transponder presente nella chiave originale (1) Transpondertyp im Originalschlüssel (1) Type de transpondeur présent dans la clé originale (1) Tipo de transponder presente en la llave original (1) Tipo de transponder presente na chave original (1)</p>

<p>COPY</p> <p>GTI</p>	<p>Indicates the possibility to copy the original key on GTI transponder using RW4 + P-BOX, FAST COPY + P-BOX, RW4 PLUS and FAST COPY PLUS devices.</p> <p>Indica la possibilità di copiare la chiave originale su transponder GTI utilizzando i dispositivi RW4 + P-BOX, FAST COPY + P-BOX, RW4 PLUS e FAST COPY PLUS.</p> <p>Zeigt die Möglichkeit an, dass Sie die Originalschlüssel auf dem Transponder GTI mit folgenden Geräten RW4 + P-BOX, FAST COPY + P-BOX, RW4 PLUS und FAST COPY PLUS kopieren können.</p> <p>Indique qu'il est possible de copier la clé originale sur le transpondeur GTI avec les dispositifs RW4 + P-BOX, FAST COPY + P-BOX, RW4 PLUS et FAST COPY PLUS.</p> <p>Indica la posibilidad de copiar la llave original en el transponder GTI con los dispositivos RW4 + P-BOX, FAST COPY + P-BOX, RW4 PLUS y FAST COPY PLUS.</p> <p>Indica a capacidade de copiar a chave original no transponder GTI Silca usando os dispositivos RW4 + P-BOX, FAST COPY + P-BOX, RW4 PLUS e FAST COPY PLUS.</p>
<p>GEN.</p> <p>GTI</p>	<p>Indicates the possibility to generate a crypto transponder code on GTI transponder using TRP SETTING program with RW4 + P-BOX, FAST COPY + P-BOX, RW4 PLUS and FAST COPY PLUS devices.</p> <p>Indica la possibilità di generare il codice per transponder crypto su transponder GTI utilizzando il programma TRP SETTING con i dispositivi RW4 + P-BOX, FAST COPY + P-BOX, RW4 PLUS e FAST COPY PLUS.</p> <p>Zeigt die Möglichkeit an, den Code für Transponder Crypto auf dem Transponder GTI unter Verwendung des Programm TRP SETTING mit den Geräten RW4 + P-BOX, FAST COPY + P-BOX, RW4 PLUS und FAST COPY PLUS zu generieren.</p> <p>Indique qu'il est possible de générer le code pour transpondeur crypto sur transpondeur GTI en utilisant le programme TRP SETTING sur les dispositifs RW4 + P-BOX, FAST COPY + P-BOX, RW4 PLUS et FAST COPY PLUS.</p> <p>Indica la posibilidad de generar el código para transponder crypto en el transponder GTI utilizando el programa TRP SETTING con los dispositivos RW4 + P-BOX, FAST COPY + P-BOX, RW4 PLUS y FAST COPY PLUS.</p> <p>Indica a capacidade de gerar o código para transponders crypto no transponders GTI utilizando o programa TRP SETTING usando os dispositivos RW4 + P-BOX, FAST COPY + P-BOX, RW4 PLUS e FAST COPY PLUS.</p>
<p>ID</p> <p>FAST COPY RW4</p> <p>FAST COPY PLUS RW4 PLUS</p>	<p>Identification of transponder type by FAST COPY / FAST COPY PLUS / RW4 / RW4 PLUS (2) (4)</p> <p>Identificazione tipo di transponder tramite FAST COPY / FAST COPY PLUS / RW4 / RW4 PLUS (2) (4)</p> <p>Identifizierung des Transpondertyps mit Hilfe der FAST COPY / FAST COPY PLUS / RW4 / RW4 PLUS (2) (4)</p> <p>Identification du type de transpondeur par FAST COPY / FAST COPY PLUS / RW4 / RW4 PLUS (2) (4)</p> <p>Identificación tipo de transponder por medio de FAST COPY / FAST COPY PLUS / RW4 / RW4 PLUS (2) (4)</p> <p>Identificação do tipo de transponder por meio de FAST COPY / FAST COPY PLUS / RW4 / RW4 PLUS (2) (4)</p>

THE CAR BOOK 4

VEHICLES GUIDE LEGEND - LEGENDA GUIDA VEICOLI - AUTOSCHLÜSSEL ERLÄUTERUNG - LÉGENDE GUIDE VÉHICULES - LEYENDA GUÍA PARA VEHÍCULOS - LEGENDA GUIA PARA VEÍCULOS

<p style="text-align: center;">COPY</p>  <p style="text-align: center;">FAST COPY PLUS RW4 PLUS</p>	<p>Copy of key by FAST COPY PLUS / RW4 PLUS The symbols show:</p> <ul style="list-style-type: none"> - Y: Can be copied with FAST COPY PLUS / RW4 PLUS; - RD: You must first identify the key to know if it can be copied or not; - ID: The FAST COPY PLUS / RW4 PLUS is able to duplicate the ID (part of the electronic code) of Philips* Crypto transponders. <p>Copia della chiave tramite FAST COPY PLUS / RW4 PLUS I simboli identificano:</p> <ul style="list-style-type: none"> - Y: Copiabile con FAST COPY PLUS / RW4 PLUS; - RD: Indica che è necessario leggere la chiave per sapere se questa è duplicabile o no; - ID: FAST COPY PLUS / RW4 PLUS è in grado di duplicare l'identificatore (parte del codice elettronico) del transponder Crypto Philips*. <p>Kopie des Schlüssels mit FAST COPY PLUS / RW4 PLUS Die Symbole zeigen an:</p> <ul style="list-style-type: none"> - Y: Kopierbar mit FAST COPY PLUS / RW4 PLUS; - RD: Zeigt an, dass der Schlüssel gelesen werden muss, um festzustellen, ob er kopierbar ist oder nicht; - ID: FAST COPY PLUS / RW4 PLUS kopiert den Identifikator (Teil des elektronischen Codes) des Transponders Crypto Philips*. <p>Copie de la clé par FAST COPY PLUS / RW4 PLUS Les symboles indiquent:</p> <ul style="list-style-type: none"> - Y: Copiable avec FAST COPY PLUS / RW4 PLUS; - RD: Indique qu'il faut lire la clé pour savoir si elle est reproductible ou pas; - ID: FAST COPY PLUS / RW4 PLUS est en mesure de reproduire l'identificateur (partie du code électronique) du transpondeur Crypto Philips*. <p>Copia de la llave por medio de FAST COPY PLUS / RW4 PLUS Los símbolos identifican:</p> <ul style="list-style-type: none"> - Y: Copiable con FAST COPY PLUS / RW4 PLUS; - RD: Indica que es necesario leer la llave para saber si ésta es duplicable o no; - ID: FAST COPY PLUS / RW4 PLUS es capaz de duplicar el identificador (parte del código electrónico) del transponder Crypto Philips*. <p>Cópia da chave por meio de FAST COPY PLUS / RW4 PLUS Os símbolos identificam:</p> <ul style="list-style-type: none"> - Y: Pode ser copiada com FAST COPY PLUS / RW4 PLUS; - RD: Indica que é necessário ler a chave para saber se ela pode ou não ser duplicada. - ID: FAST COPY PLUS / RW4 PLUS pode duplicar o identificador (parte do código eletrônico) do transponder Crypto Philips*.
<p style="text-align: center;">ID</p>  <p style="text-align: center;">FAST COPY RW4</p>	<p>Identification of transponder type by FAST COPY / RW4 (2) (4)</p> <p>Identificazione tipo di transponder tramite FAST COPY / RW4 (2) (4)</p> <p>Identifizierung des Transpondertyps mit Hilfe der FAST COPY / RW4 (2) (4)</p> <p>Identification du type de transpondeur par FAST COPY / RW4 (2) (4)</p> <p>Identificación tipo de transponder por medio de FAST COPY / RW4 (2) (4)</p> <p>Identificação do tipo de transponder por meio de FAST COPY / RW4 (2) (4)</p>
<p style="text-align: center;">COPY</p>  <p style="text-align: center;">FAST COPY RW4</p>	<p>Copy of key by FAST COPY / RW4 The symbols show:</p> <ul style="list-style-type: none"> - Y: Can be copied with FAST COPY / RW4; - P-BOX: Can be copied with FAST COPY + P-BOX / RW4 + P-BOX; - RD: You must first identify the key to know if it can be copied or not; - ID: The FAST COPY / RW4 is able to duplicate the ID (part of the electronic code) of Philips* Crypto transponders. <p>Copia della chiave tramite FAST COPY / RW4 I simboli identificano:</p> <ul style="list-style-type: none"> - Y: Copiabile con FAST COPY / RW4; - P-BOX: Copiabile con FAST COPY + P-BOX / RW4 + P-BOX; - RD: Indica che è necessario leggere la chiave per sapere se questa è duplicabile o no; - ID: FAST COPY / RW4 è in grado di duplicare l'identificatore (parte del codice elettronico) del transponder Crypto Philips*. <p>Kopie des Schlüssels mit FAST COPY / RW4 Die Symbole zeigen an:</p> <ul style="list-style-type: none"> - Y: Kopierbar mit FAST COPY / RW4; - P-BOX: Kopierbar mit FAST COPY + P-BOX / RW4 + P-BOX; - RD: Zeigt an, dass der Schlüssel gelesen werden muss, um festzustellen, ob er kopierbar ist oder nicht; - ID: FAST COPY / RW4 kopiert den Identifikator (Teil des elektronischen Codes) des Transponders Crypto Philips*. <p>Copie de la clé par FAST COPY / RW4 Les symboles indiquent:</p> <ul style="list-style-type: none"> - Y: Copiable avec FAST COPY / RW4; - P-BOX: Copiable avec FAST COPY + P-BOX / RW4 + P-BOX; - RD: Indique qu'il faut lire la clé pour savoir si elle est reproductible ou pas; - ID: FAST COPY / RW4 est en mesure de reproduire l'identificateur (partie du code électronique) du transpondeur Crypto Philips*. <p>Copia de la llave por medio de FAST COPY / RW4 Los símbolos identifican:</p> <ul style="list-style-type: none"> - Y: Copiable con FAST COPY / RW4; - P-BOX: Copiable con FAST COPY + P-BOX / RW4 + P-BOX; - RD: Indica que es necesario leer la llave para saber si ésta es duplicable o no; - ID: FAST COPY / RW4 es capaz de duplicar el identificador (parte del código electrónico) del transponder Crypto Philips*. <p>Cópia da chave por meio de FAST COPY / RW4 Os símbolos identificam:</p> <ul style="list-style-type: none"> - Y: Pode ser copiada com FAST COPY / RW4; - P-BOX: Pode ser copiada com FAST COPY + P-BOX / RW4 + P-BOX; - RD: Indica que é necessário ler a chave para saber se ela pode ou não ser duplicada. - ID: FAST COPY / RW4 pode duplicar o identificador (parte do código eletrônico) do transponder Crypto Philips*.

VEHICLES GUIDE LEGEND - LEGENDA GUIDA VEICOLI - AUTOSCHLÜSSEL ERLÄUTERUNG - LÉGENDE GUIDE VÉHICULES - LEYENDA GUÍA PARA VEHÍCULOS - LEGENDA GUIA PARA VEÍCULOS

<p>STP</p>	<p>Indicates the possibility to generate codes for new transponder keys using STP + RW2 or STP + RW3 or STP + RW4 or STP + FAST COPY or STP + RW4 PLUS or STP + FAST COPY PLUS (5)</p> <p>Indica la possibilità di generare il codice per nuove chiavi transponder utilizzando STP + RW2 oppure STP+ RW3 oppure STP + RW4 oppure STP + FAST COPY oppure STP + RW4 PLUS oppure STP + FAST COPY PLUS (5)</p> <p>Zeigt an, dass der Code für neue Transponderschlüssel mit dem STP + RW2 oder STP + RW3 oder STP + RW4 oder STP + FAST COPY oder STP + RW4 PLUS oder STP + FAST COPY PLUS generiert werden kann (5)</p> <p>Indique la possibilité de générer le code pour de nouvelles clés transpondeur en utilisant STP + RW2 ou STP + RW3 ou STP + RW4 ou STP + FAST COPY ou STP + RW4 PLUS ou STP + FAST COPY PLUS (5)</p> <p>Indica la posibilidad de generar el código para nuevas llaves transponder utilizando STP + RW2 o STP + RW3 o STP + RW4 o STP + FAST COPY o STP + RW4 PLUS o STP + FAST COPY PLUS (5)</p> <p>Indica a possibilidade de gerar o código para novas chaves transponder utilizando STP + RW2 ou STP + RW3 ou STP + RW4 ou STP + FAST COPY ou STP + RW4 PLUS ou STP + FAST COPY PLUS (5)</p>	<p>Boot / Hatchback Bagagliaio / Portiera posteriore Koferraum / Hecktür Coffre / Portière postérieure Maletero / Puerta trasera Bagageira / Porta traseira</p> <p>Cycle seat Sella Sattel Selle Silla Selim</p>	<p>Petrol cap Tappo benzina Benzintankverschluss Bouchon réservoir Tapa de gasolina Tampão de gasolina</p>
	<p>Key memorization procedure on the vehicle without using devices (instructions in the STP program).</p> <p>Tipo di procedura di memorizzazione della chiave sull'autovettura senza l'utilizzo di dispositivi (istruzioni all'interno del programma STP).</p> <p>Speicherung des Schlüssels im Auto ohne Verwendung der Geräten (Anleitungen im Programm STP).</p> <p>Procédure de mise en mémoire de la clé sur le véhicule sans utiliser de dispositifs (voir instructions dans le programme STP).</p> <p>Procedimiento de memorización de la llave en el vehículo sin el uso de dispositivos (instrucciones en el interior del programa STP).</p> <p>Tipo de procedimento de memorização da chave no veículo sem utilizar nenhum dispositivo (instruções no programa STP).</p>	<p>Vehicle drawer Cassetto Schublade Tiroir Gaveta Porta-luvas</p>	<p>All the following information reported in columns 6, 42+71, 72, 43/44a, 12, 15 regard car/motorcycle/truck ignition.</p> <p>Tutti i simboli e le informazioni contenute nelle colonne 6, 42+71, 72, 43/44a, 12, 15 sono relative all'accensione dell'auto/motocicletta/camion.</p> <p>Alle Symbole und Informationen in den Spalten 6, 42+71, 72, 43/44a, 12, 15 beziehen sich auf die Zündung des Autos/Motorrads/LKW.</p> <p>Tous les symboles et les informations reportées dans les colonnes 6, 42+71, 72, 43/44a, 12, 15 sont relatifs à l'allumage de la voiture/motocyclette/camion.</p> <p>Todos los símbolos y las informaciones en las columnas 6, 42+71, 72, 43/44a, 12, 15 son relativas al encendido del coche/motocicleta/camion.</p> <p>Todos os símbolos e as informações contidas nas colunas 6, 42+71, 72, 43/44a, 12, 15 dizem respeito à ignição de carro/motocicleta/camião.</p>
<p>Door lock Portiera Türe Portière Puerta Porta</p> <p>Antitheft device for motorcycles Antifurto per ciclomotori e motociclette Diebstahlschutz für Motorfahrrad und Motorräder Anti-vol pour cyclomoteurs et motocyclettes Antihurto para ciclomotores y motocicletas Anti-roubo para scooters e motocicletas</p>			

THE CAR BOOK 4

VEHICLES GUIDE LEGEND - LEGENDA GUIDA VEICOLI - AUTOSCHLÜSSEL ERLÄUTERUNG - LÉGENDE GUIDE VÉHICULES - LEYENDA GUÍA PARA VEHÍCULOS - LEGENDA GUIA PARA VEÍCULOS

(1)	<p>"PH" Transponder Philips*</p> <p>"PH / CR" Transponder Philips* Crypto</p> <p>"PH / CR2" Transponder Philips* Crypto 2</p> <p>"PH / CR3" Transponder Philips* Crypto 3</p> <p>"MEG" Transponder Megamos*</p> <p>"MEG / CR" Transponder Megamos* Crypto</p> <p>"SOK / CR" Sokymat* Crypto</p> <p>"TEXAS" Transponder Texas*</p> <p>"TEX / CR" Transponder Texas* Crypto</p> <p>"TEX / CR2" Transponder Texas* Crypto 2</p> <p>"TEX / MA" Transponder Texas* Crypto mutual authentication</p> <p>"TOMIC" Transponder Temic*</p> <p>"MOTOROLA" Transponder Motorola*</p> <p>"TEM / CR" Transponder Temic*Crypto</p> <p>"SAAB" Transponder Saab*</p>
(2)	<p>ID TRANSPONDER - FAST COPY PLUS / RW4 PLUS / FAST COPY / RW4</p> <p>11 Temic* (Fiat - fixed code) (Fiat - codice fisso) (Fiat - Fixer Code) (Fiat - code fixe) (Fiat - código fijo) (Fiat - código fixo)</p> <p>12 Temic* (Mazda - fixed code) (Mazda - codice fisso) (Mazda - Fixer Code) (Mazda - code fixe) (Mazda - código fijo) (Mazda - código fixo)</p> <p>13 Megamos* (fixed code) (codice fisso) (Fixer Code) (code fixe) (código fijo) (código fixo)</p> <p>17 Silca (fixed code - empty) (codice fisso - vuoto) (silca Fixer Code - leer) (fixe code - vide) (código fijo - vacío) (código fixo - vazio)</p> <p>21 Silca (fixed code - empty) (codice fisso - vuoto) (silca Fixer Code - leer) (fixe code - vide) (código fijo - vacío) (código fixo - vazio)</p> <p>22 Silca (fixed code - empty) (codice fisso - vuoto) (silca Fixer Code - leer) (fixe code - vide) (código fijo - vacío) (código fixo - vazio)</p> <p>23 Silca (fixed code - empty) (codice fisso - vuoto) (silca Fixer Code - leer) (fixe code - vide) (código fijo - vacío) (código fixo - vazio)</p> <p>33 Philips* (read/write - fixed code) (read/write - codice fisso) (read/write - Fixer Code) (read/write - code fixe) (read/write - código fijo) (read/write - código fixo)</p> <p>40 Philips* Crypto (Opel*-Vauxhall*)</p> <p>41 Philips* Crypto (Nissan*)</p> <p>42 Philips* Crypto (VAG*)</p> <p>44 Philips* Crypto</p> <p>45 Philips* Crypto (Peugeot*)</p> <p>46 Philips* Crypto 2</p> <p>47 Philips* Crypto 3</p>
(2)	<p>ID TRANSPONDER - FAST COPY PLUS / RW4 PLUS / FAST COPY / RW4</p> <p>48 Megamos* Crypto</p> <p>48-A Megamos* Crypto (Chevrolet - Daewoo)</p> <p>48-K Megamos* Crypto (Kia)</p> <p>49 Philips* Crypto 3</p> <p>50 Philips* Crypto 3</p> <p>53 Philips* (emulation of Megamos* for Audi*) (emulazione di Megamos* per Audi*) (simuliert Megamos* für Audi*) (émulation de Megamos* pour Audi*) (emulación de Megamos* para Audi*) (emulação de Megamos* para Audi*)</p> <p>73 Philips* (multi block - fixed code) (multi blocco - codice fisso) (multi block - Fixer Code) (multi bloc - code fixe) (multi bloque - código fijo) (multi bloco - código fixo)</p> <p>93 Philips* (emulation of Megamos* for Daewoo*) (emulazione di Megamos* per Daewoo*) (simuliert Megamos* für Daewoo*) (émulation de Megamos* pour Daewoo*) (emulación de Megamos* para Daewoo*) (emulação de Megamos* para Daewoo*)</p> <p>4C Texas* (fixed code) (codice fisso) (Fixer Code) (code fixe) (código fijo) (código fixo)</p> <p>4D Texas* Crypto</p> <p>4F Philips* Crypto (Fiat* - Alfa Romeo*)</p> <p>4M Philips* Crypto (Mitsubishi*)</p> <p>4W Philips* Crypto (VAG*)</p> <p>6A Texas* Crypto 3</p> <p>6E Texas* Crypto (with mutual authentication) (con mutua autenticazione) (mit gegenseitiger Authentisierung) (par authentication réciproque) (con autenticación mutua) (com autenticação mútua)</p> <p>6F Texas* Crypto 2</p> <p>8C Temic* Crypto</p> <p>8D Saab* (not duplicable) (non duplicabile) (nicht kopierbar) (non reproductible) (no duplicable) (não pode ser duplicado)</p> <p>8E Sokymat* Crypto</p> <p>A1 Megamos* Crypto Volkswagen*</p> <p>A2 Megamos* Crypto Audi*</p> <p>A3 Megamos* Crypto Seat*</p> <p>A4 Megamos* Crypto Skoda*</p>

(4) ID TRANSPONDER TEXAS CRYPTO (4D)

- 60 Texas* Crypto (generic) (generico) (nicht spezifiziert) (générique) (genérico) (genérico)
- 61 Texas* Crypto Mitsubishi 3
- 62 Texas* Crypto Mitsubishi 2
- 63 Texas* Crypto Ford 2
- 64 Texas* Crypto (Renault < 2000, Chrysler, Jeep)
- 65 Texas* Crypto (Suzuki)
- 66 Texas* Crypto (Suzuki 2)
- 67 Texas* Crypto (Toyota / Lexus)
- 68 Texas* Crypto (Toyota / Lexus 2)
- 69 Texas* Crypto (Yamaha)
- 70 Texas* Crypto (Toyota EU)
- 71 Texas* Crypto (Suzuki Cycles)
- 72 Texas* Crypto (Kawasaki Cycles)
- XX Texas* Crypto (new or generic) (nuovo o generico) (neu oder nicht spezifiziert) (nouveau ou générique) (nuevo o genérico) (novo ou genérico)

- (5) "MEG"** Megamos* (type of generation) (tipo di generazione) (Erzeugung Typ) (type de génération) (tipo de generación) (tipo de geração)
- "B - F"** Bosch* - Fiat* (type of generation) (tipo di generazione) (Erzeugung Typ) (type de génération) (tipo de generación) (tipo de geração)
- "S - O"** Siemens* - Opel* (type of generation) (tipo di generazione) (Erzeugung Typ) (type de génération) (tipo de generación) (tipo de geração)
- "M - V"** Megamos* - VDO* (type of generation) (tipo di generazione) (Erzeugung Typ) (type de génération) (tipo de generación) (tipo de geração)
- "T - F"** Temic* - Fiat* (type of generation) (tipo di generazione) (Erzeugung Typ) (type de génération) (tipo de generación) (tipo de geração)
- "S - V"** Siemens* - Volkswagen* (type of generation) (tipo di generazione) (Erzeugung Typ) (type de génération) (tipo de generación) (tipo de geração)
- "G - V"** PSA* - Valeo* (type of generation) (tipo di generazione) (Erzeugung Typ) (type de génération) (tipo de generación) (tipo de geração)
- "G - C"** PSA* - CPH* (type of generation) (tipo di generazione) (Erzeugung Typ) (type de génération) (tipo de generación) (tipo de geração)
- "N - N"** Nissan* (type of generation) (tipo di generazione) (Erzeugung Typ) (type de génération) (tipo de generación) (tipo de geração)

The keys must then be memorized in the vehicle central immobilizer system.
 Le chiavi devono poi essere memorizzate nella centralina immobilizer dell'auto.
 Die Schlüssel müssen anschliessend in die Steuerzentrale der Wegfahrsperre des Autos eingespeichert werden.
 Les clés doivent être mises en mémoire dans le central immobiliseur du véhicule.
 Las llaves deben memorizarse en la centralita immobilizer del vehículo.
 A seguir as chaves devem ser memorizadas na central do sistema de imobilização do veículo.

(*) IMPORTANT NOTE

The trade-marks or trade names mentioned in our catalogue are the exclusive property of authorized manufactures of lock and users, they are nominated only for the purposes of information so that any lock for which our keys are made can be rapidly identified.

I marchi o le denominazioni citate sono di proprietà esclusiva dei fabbricanti di serrature e degli utilizzatori autorizzati, e sono indicati a titolo di semplice informazione, con lo scopo di riconoscere velocemente a quali serrature le nostre chiavi sono destinate.

Die angeführten Markennamen oder Handelsmarken sind ausschließliches Eigentum der Schloßherteller und zugelassenen Fachhändlern, und sind nur zur Information angeführt, mit dem Zweck, schnell erkennen zu können, zu welchem Schloß unsere Schlüssel passen.

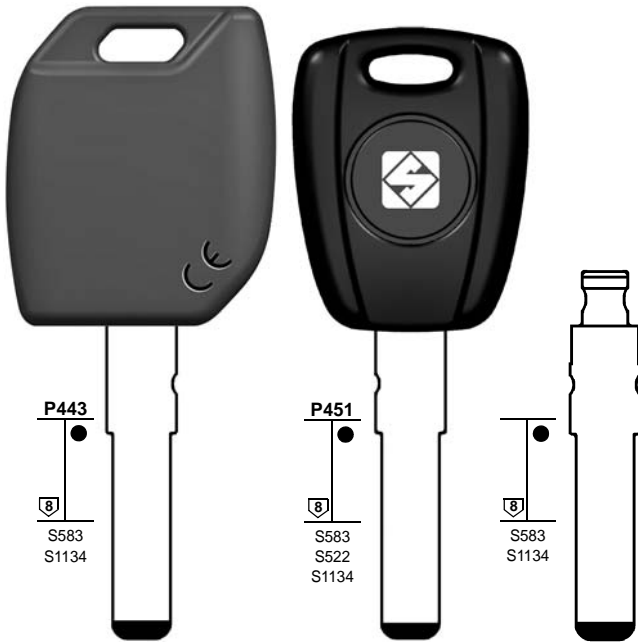
Les marques et appellations commerciales citées dans notre catalogue appartiennent exclusivement aux fabricants de serrures et aux utilisateurs autorisés, elles sont indiquées à titre d'information pure et simple pour vous permettre de déterminer rapidement les serrures auxquelles nos clés sont destinées.

Las marcas y denominaciones comerciales citadas en nuestro catálogo se declaran de propiedad exclusiva de los fabricantes de cerraduras y los utilizadores autorizados, se citan por simple información, al objeto de hacer comprender sin dificultad a qué cerraduras van destinadas nuestras llaves.

As marcas e as denominações citadas são propriedade exclusiva dos fabricantes de fechaduras e dos utilizadores autorizados, e são indicadas apenas a título de informação, a fim de reconhecer rapidamente as fechaduras a que se destinam as nossas chaves.

FOR:
PER:

ABARTH



SIP22MH
DE 1-11210

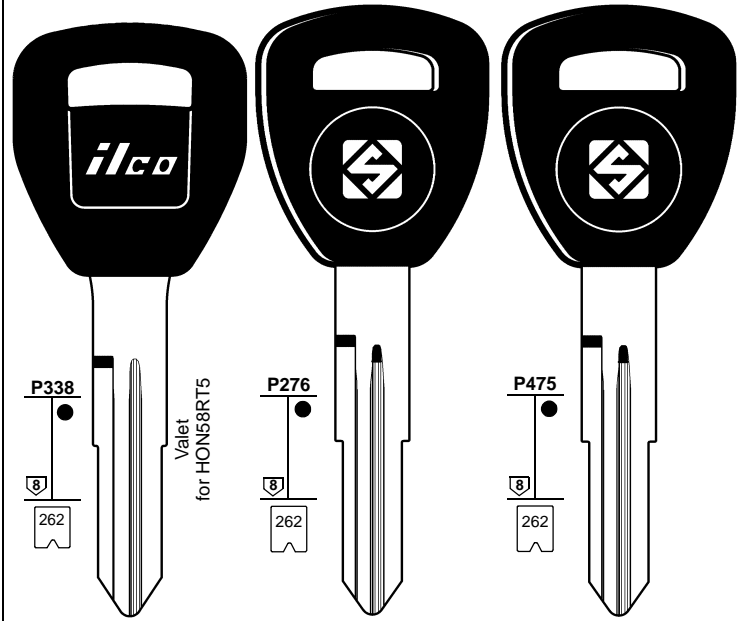
SIP22TE
DE 1-11210

SIP22FH
DE 1-11210

GIOBERT - TRW SIPEA

GIOBERT - TRW SIPEA

ACURA



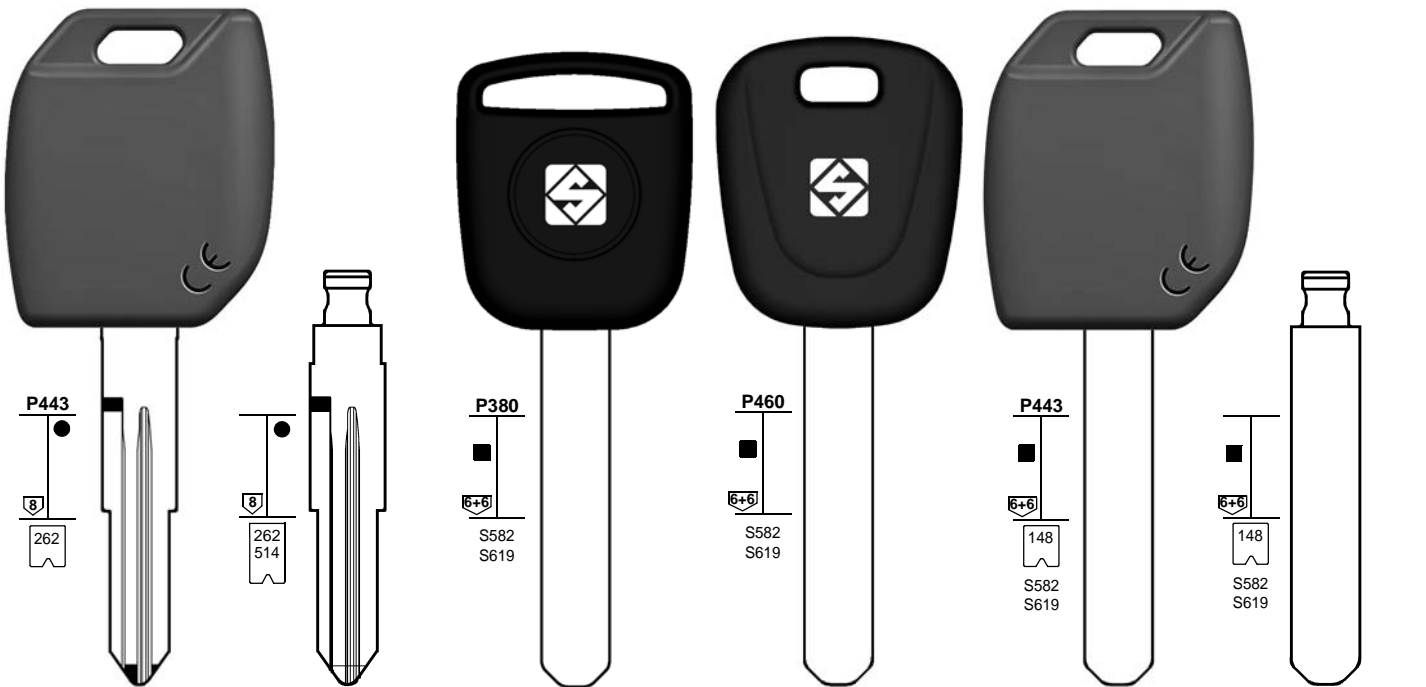
HD107-PT5
..... 5001-8442

HON58RT5
..... 5001-8442

HON58RTE
..... 5001-8442

FOR:
PER:

ACURA



HON58RMH
..... 5001-8442

HON58RFH
..... 5001-8442
..... 10001-15000

















HON66T5
..... (SUB) K001-N718
..... (MAIN) K001-N718

HON66TE
..... (SUB) K001-N718
..... (MAIN) K001-N718

HON66MH
..... (SUB) K001-N718
..... (MAIN) K001-N718
..... 5001-8442

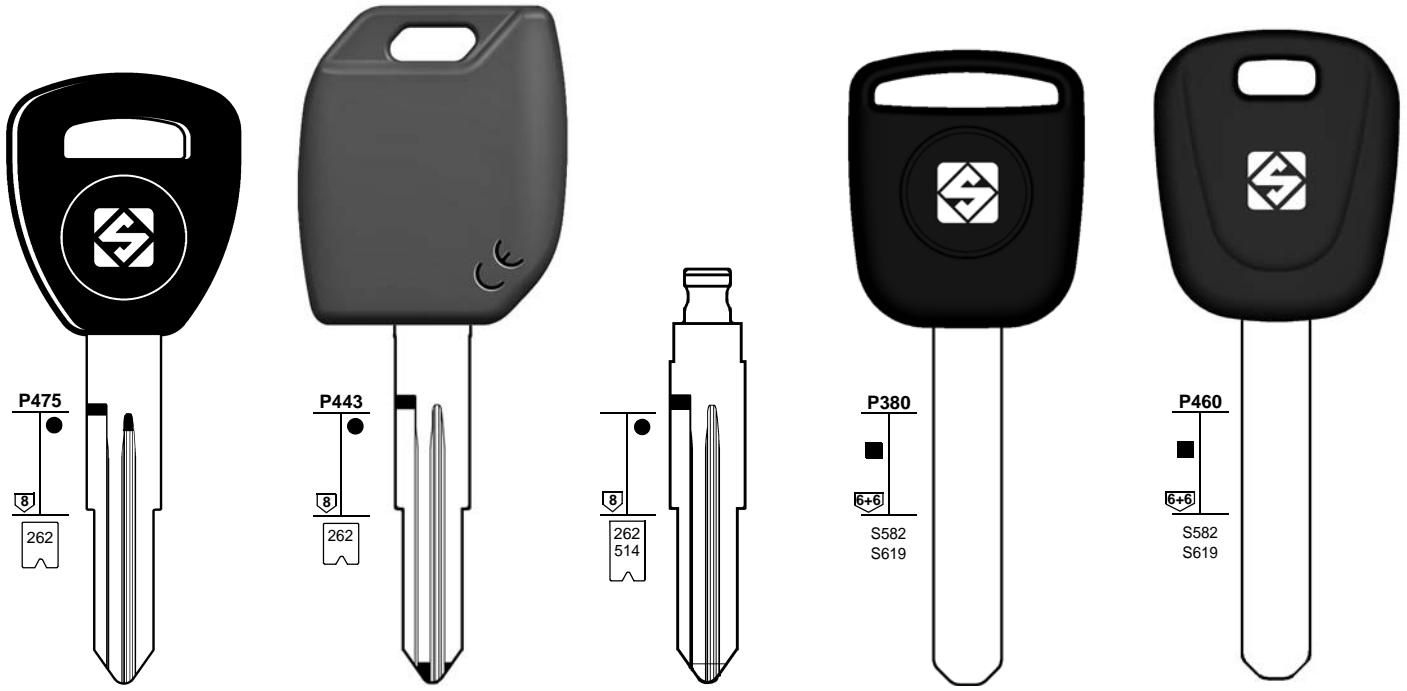
HON66FH
..... (SUB) K001-N718
..... (MAIN) K001-N718

HON66T14
..... (SUB) K001-N718
..... (MAIN) K001-N718
..... 5001-8442

1	2	2a	3	3a	3b	e1+e2	6	42+71	72	43+44a	12	15	
						GTI COMPATIBLE	IGNITION 						
CAR MAKE MODEL	FROM	TO	SILCA REF.	SILCA REF.	SILCA REF.	COPY	GEN.	TRANSP. TYPE	FAST COPY PLUS RW4 PLUS FAST COPY/RW4	FAST COPY PLUS RW4 PLUS	FAST COPY RW4	STP	
													
For more info on the uses of car keys, refer to the Silca Electronic Keys Catalogue: 													
ABARTH													
GRANDE PUNTO	2007	2010						PH / CR2	46				
GRANDE PUNTO	2007	2010	SIP22MH	SIP22TE	SIP22FH	Y		PH / CR2	46	Y	P-BOX		
PUNTO	2012							PH / CR2	46				
PUNTO	2012		SIP22MH	SIP22TE	SIP22FH	Y		PH / CR2	46	Y	P-BOX		
PUNTO EVO	2010	2012						PH / CR2	46				
PUNTO EVO	2010	2012	SIP22MH	SIP22TE	SIP22FH	Y		PH / CR2	46	Y	P-BOX		
500	2008							PH / CR2	46				
500	2008		SIP22MH	SIP22TE	SIP22FH	Y		PH / CR2	46	Y	P-BOX		
ACURA													
CL	1998	2003						MEG	13				
CL	1998	2003	HON58RT5		HON58RFH			MEG	13	Y	Y		
CL	1998	2003	HD107-PT5					MEG	13	Y	Y		
CSX	2006	2011	HON66T14					PH / CR2	46				
CSX	2006	2011	HON66MH	HON66TE	HON66FH	Y	Y	PH / CR2	46	Y	P-BOX		
EL	2001	2002	HON58RT5		HON58RFH			MEG	13	Y	Y		
EL	2001	2002						MEG	13				
EL	2003	2005	HON66T5		HON66FH			MEG	13	Y	Y		
EL	2003	2005						MEG	13				
ILX	2013		SMARTKEY					PH / CR2	46				
INTEGRA	2000	2001	HD107-PT5					MEG	13	Y	Y		
INTEGRA	2000	2001	HON58RT5		HON58RFH			MEG	13	Y	Y		
MDX	2001	2006	HD107-PT5					MEG	13	Y	Y		
MDX	2001	2006	HON58RT5		HON58RFH			MEG	13	Y	Y		
MDX	2007	2013	HON66T14					PH / CR2	46				
MDX	2007	2013	HON66MH	HON66TE	HON66FH	Y	Y	PH / CR2	46	Y	P-BOX		
MDX	2014		SMARTKEY					PH / CR2	46				
NSX	1997	2005	HD107-PT5					MEG	13	Y	Y	(Meg)	
NSX	1997	2005	HON58RT5		HON58RFH			MEG	13	Y	Y	(Meg)	
RDX	2007	2012	HON66T14					PH / CR2	46				
RDX	2007	2012	HON66MH	HON66TE	HON66FH	Y	Y	PH / CR2	46	Y	P-BOX		
RDX	2013		SMARTKEY					PH / CR2	46				
RL	1996	2004	HON58RT5		HON58RFH			MEG	13	Y	Y	(Meg)	
RL	1996	2004						MEG	13			(Meg)	
RL	1996	2004	HD107-PT5					MEG	13	Y	Y	(Meg)	
RL	2005	2010						PH / CR2	46				
RL	2005	2010	HON58RMH	HON58RTE	HON58RFH	Y	Y	PH / CR2	46	Y	P-BOX		
RLX	2014		SMARTKEY					PH / CR2	46				
RSX	2002	2006	HON58RT5		HON58RFH			MEG	13	Y	Y		
RSX	2002	2006	HD107-PT5					MEG	13	Y	Y		
RSX	2002	2006						MEG	13				
TL	1999	2003						MEG	13				
TL	1999	2003	HON58RT5		HON58RFH			MEG	13	Y	Y		
TL	1999	2003	HD107-PT5					MEG	13	Y	Y		
TL	2004	2006						PH / CR2	46				
TL	2004	2006	HON58RMH	HON58RTE	HON58RFH	Y	Y	PH / CR2	46	Y	P-BOX		
TL	2007		HON66T14					PH / CR2	46				

FOR:
PER:

ACURA



HON58RTE
..... 5001-8442

HON58RMH
..... 5001-8442

HON58RFH
..... 5001-8442
..... 10001-15000

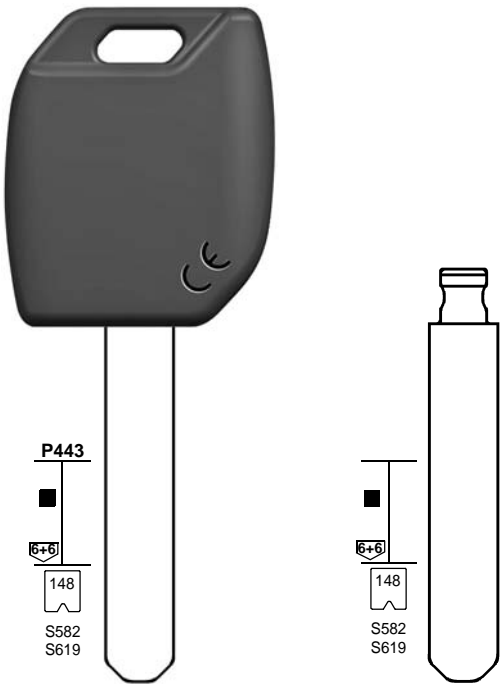
HON66T14
..... (SUB) K001-N718
..... (MAIN) K001-N718
..... 5001-8442

HON66TE
..... (SUB) K001-N718
..... (MAIN) K001-N718

FOR:
PER:

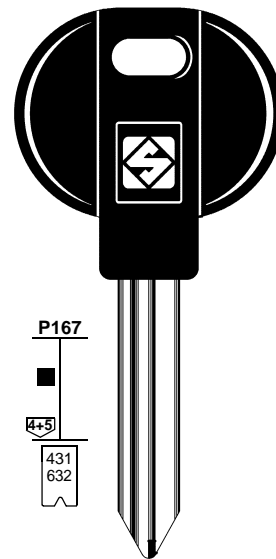
ACURA

AIXAM (MICROCARS)



HON66MH
..... (SUB) K001-N718
..... (MAIN) K001-N718
..... 5001-8442

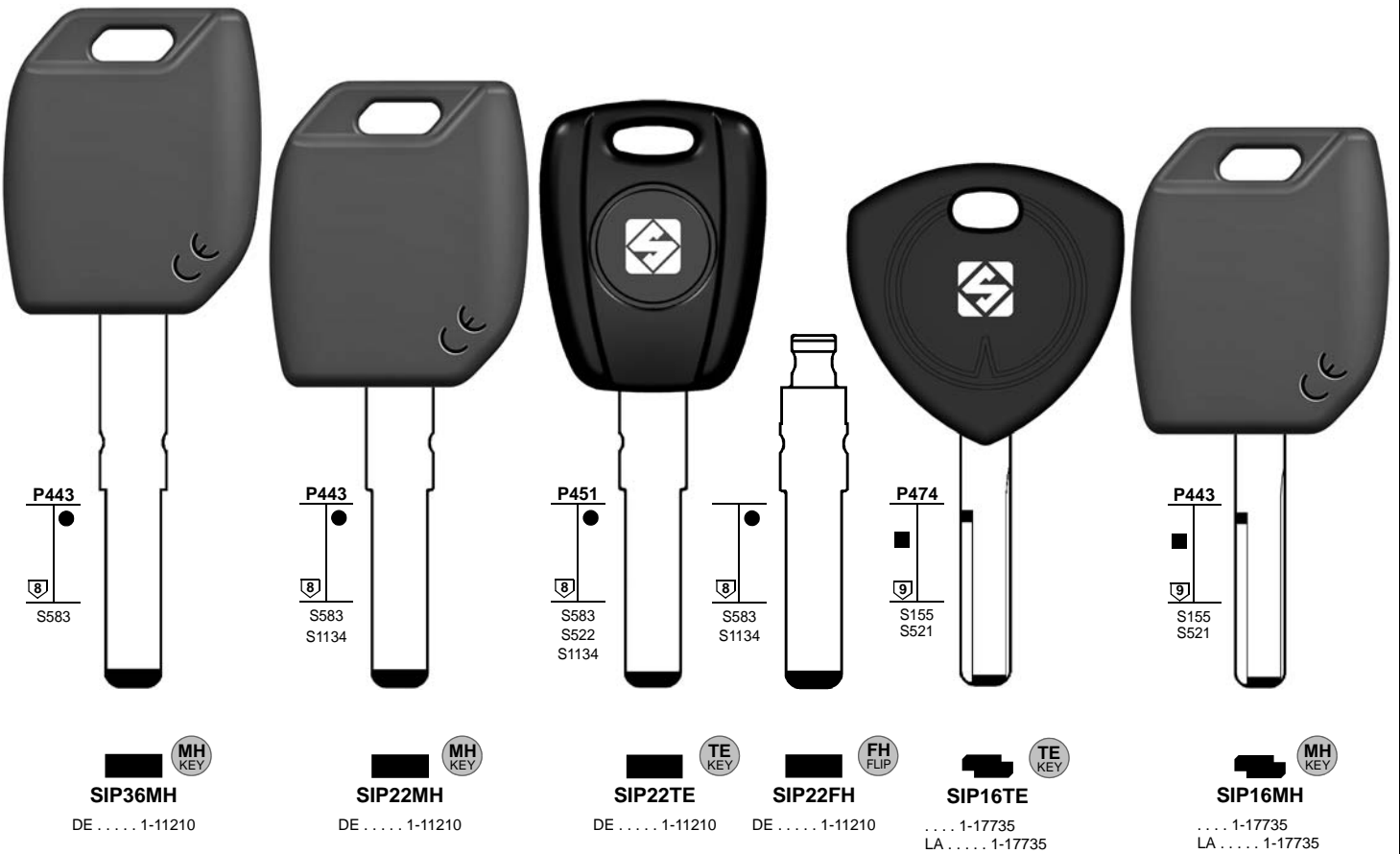
HON66FH
..... (SUB) K001-N718
..... (MAIN) K001-N718



SX9AP
63/99 H 12468
63/99 12468
..... H 0111111-628888
..... 0111111-628888

FOR:
PER:

ALFA ROMEO



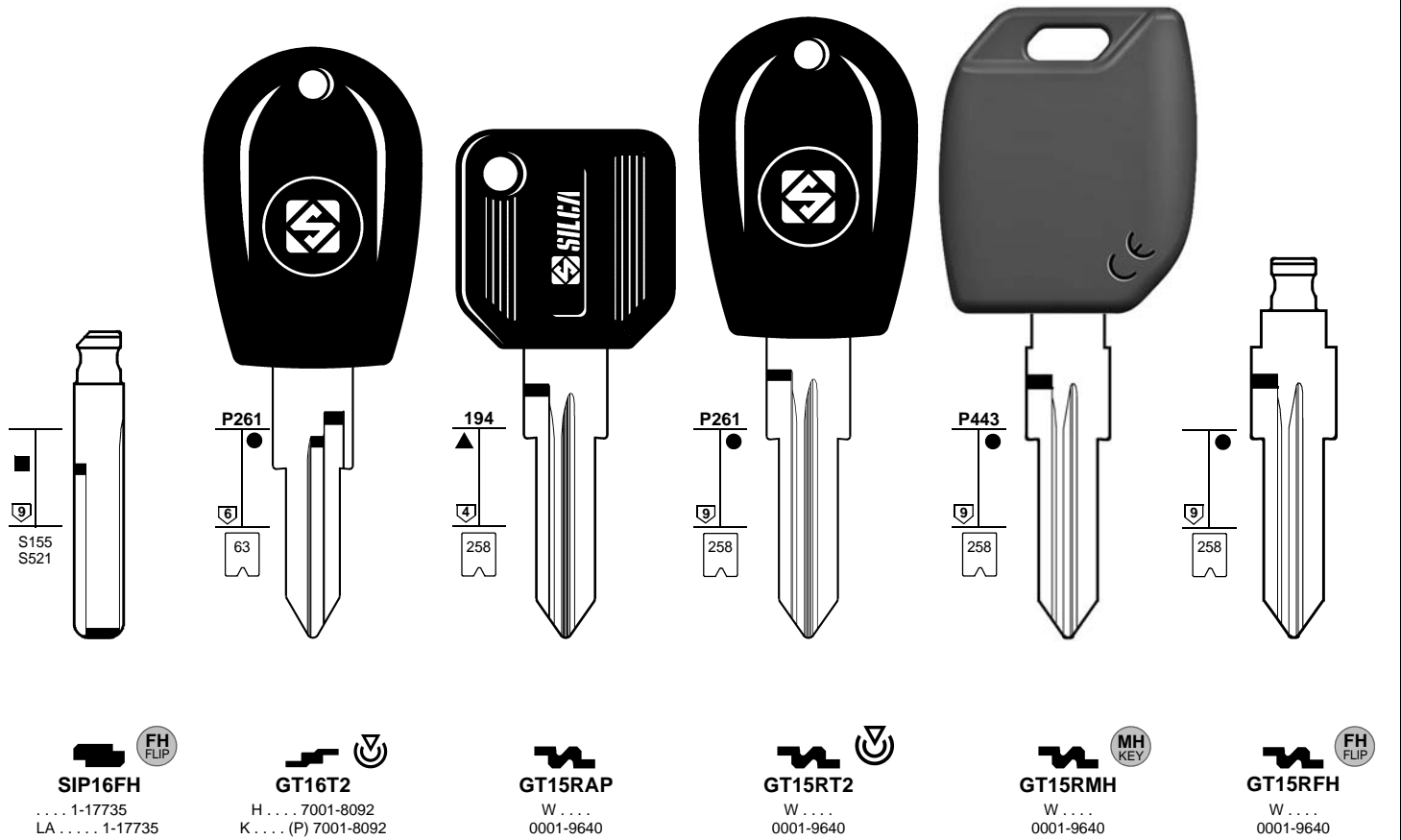
GIOBERT - TRW SIPEA

GIOBERT - TRW SIPEA

GIOBERT - TRW SIPEA

FOR:
PER:

ALFA ROMEO



GIOBERT - TRW SIPEA

GIOBERT - TRW SIPEA

GIOBERT - TRW SIPEA

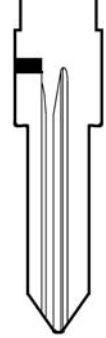
FOR:
PER:

ALFA ROMEO

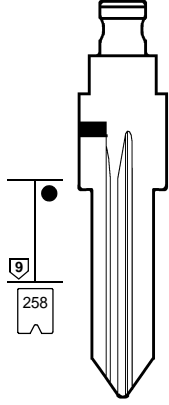
AUDI



P443
258

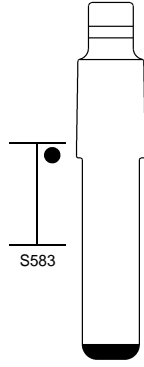


GT15RMH
W
0001-9640



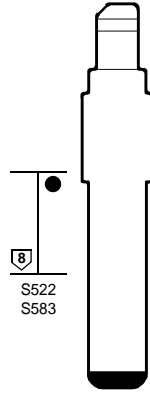
258

GT15RFH
W
0001-9640



S583

SIP18T
DE
1-11210

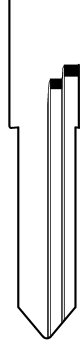


S522
S583

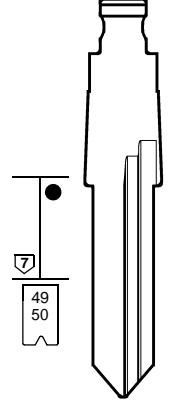
SIP29T
DE
1-11210



P275
49
50



HU49AT5
AH 1-8154
AH 1001-9282



49
50

HU49FH
AH 1-8154
AH 1001-9282

GIOBERT - TRW SIPEA

GIOBERT - TRW SIPEA

HUF - WITTE

FOR:
PER:

AUDI



P275
S102



HU66AT5
.... 1-2000
1ATS00001-17850



P254
S102
S260
S482
S832



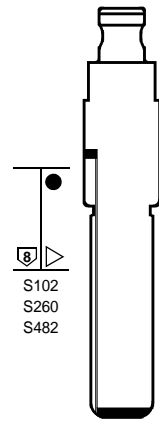
HU66TE
.... 1-2000
.... 0001-6000



P443
S102
S260



HU66MH
.... 1-2000



S102
S260
S482

















HU66FH
.... 1-2000
.... 0001-6000

HU66AT6
.... 1-2000
1ATS00001-17850

HUF - WITTE

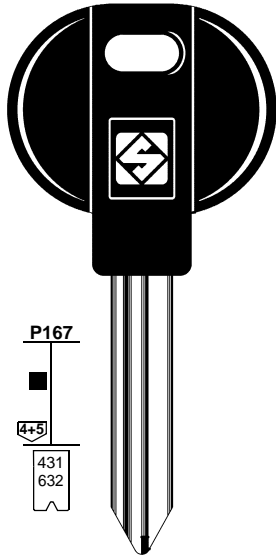
HU66T6
.... 1-2000

HUF - WITTE

1	2	2a	3	3a	3b	e1+e2	6	42+71	72	43+44a	12	15	
						GTI COMPATIBLE	IGNITION 						
CAR MAKE MODEL	FROM	TO	SILCA REF.	SILCA REF.	SILCA REF.	COPY	GEN.	TRANSP. TYPE	FAST COPY PLUS RW4 PLUS FAST COPY/RW4	FAST COPY PLUS RW4 PLUS	FAST COPY RW4	STP	
													
For more info on the uses of car keys, refer to the Silca Electronic Keys Catalogue: 													
ALFA ROMEO													
SOME MODELS	1995		GT15RMH		GT15RFH								
SOME MODELS	2000		SIP18T										
SOME MODELS	2005		SIP29T										
AUDI													
80	1996		HU49AT5		HU49FH			MEG	13	Y	Y	Meg	
A1	2010							MEG / CR	A2				
A2	2000	2005	HU66AT6		HU66FH			MEG / CR	48				
A3	1996	1997	HU66AT5		HU66FH			MEG	13	Y	Y	Meg	
A3	1997	2004	HU66AT6		HU66FH			MEG / CR	48				
A3	2004							MEG / CR	A2				
A4	1995	1996	HU49AT5		HU49FH			MEG	13	Y	Y	Meg	
A4	1996	1997	HU66AT5		HU66FH			MEG	13	Y	Y	Meg	
A4	1997	2004	HU66AT6		HU66FH			MEG / CR	48				
A4	2004							MEG / CR	A2				
A6	1995	1996	HU49AT5		HU49FH			MEG	13	Y	Y	Meg	
A6	1996	1997	HU66AT5		HU66FH			MEG	13	Y	Y	Meg	
A6	1997	2004	HU66AT6		HU66FH			MEG / CR	48				
A6	2004	2006						MEG / CR	A2				
A6	2006							SOK / CR	8E				
A8	1995	1996	HU49AT5		HU49FH			MEG	13	Y	Y	Meg	
A8	1996	1997	HU66AT5		HU66FH			MEG	13	Y	Y	Meg	
A8	1997	2004	HU66AT6		HU66FH			MEG / CR	48				
A8	2004							PH / CR2	46				
A8	2004		HU66MH	HU66TE	HU66FH	Y		PH / CR2	46	Y	P-BOX		
ALLROAD	2000	2005	HU66AT6		HU66FH			MEG / CR	48				
ALLROAD	2006							MEG / CR	A2				
CABRIO	1995	1996	HU49AT5		HU49FH			MEG	13	Y	Y	Meg	
CABRIO	1996	1997	HU66AT5		HU66FH			MEG	13	Y	Y	Meg	
CABRIO	1997		HU66AT6		HU66FH			MEG / CR	48				
Coupè	1995	1996	HU49AT5		HU49FH			MEG	13	Y	Y	Meg	
Coupè	1996	1997	HU66AT5		HU66FH			MEG	13	Y	Y	Meg	
Coupè	1997		HU66AT6		HU66FH			MEG / CR	48				
Coupè S2	1995	1996	HU49AT5		HU49FH			MEG	13	Y	Y	Meg	
Coupè S2	1996	1997	HU66AT5		HU66FH			MEG	13	Y	Y	Meg	
Coupè S2	1997		HU66AT6		HU66FH			MEG / CR	48				
Q7	2006							PH / CR2	46				
Q7	2006		HU66MH					PH / CR2	46	Y	P-BOX		
S3	2001	2004	HU66AT6		HU66FH			MEG / CR	48				
S4	2002	2005	HU66T6		HU66FH			MEG / CR	48				
S6	1995	1996	HU49AT5		HU49FH			MEG	13	Y	Y	Meg	
S6	1996	1997	HU66AT5		HU66FH			MEG	13	Y	Y	Meg	
S6	1997		HU66AT6		HU66FH			MEG / CR	48				
S8	1998		HU66AT6		HU66FH			MEG / CR	48				
TT	1998	2004	HU66AT6		HU66FH			MEG / CR	48				
TT	2004							MEG / CR	A2				

FOR:
PER:

BELLIER (MICROCARS)



P167
■
4+5
431
632



SX9AP

63/99 H 12468
63/99 12468
. H 0111111-6288888
. 0111111-6288888


BMW



The HU92RKP key can be also purchased in 5-piece packages.
La chiave HU92RKP può essere acquistata anche in confezioni da 5 pezzi.
Der Schlüssel HU92RKP kann auch in Pakungen mit 5 Stücke gekauft werden.
La clé HU92RKP peut même être commandée sous confection de 5 pcs.
La llave HU92RKP se puede comprar en paquetes de 5 piezas.
As chaves HU92RKP podem ser compradas em pacotes de 5 unidades.

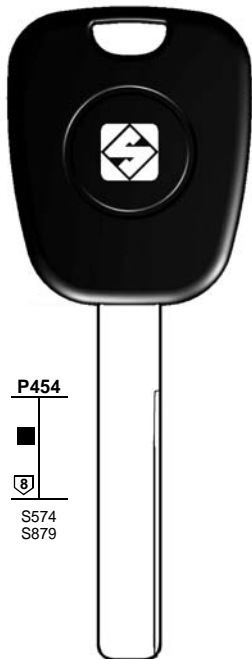
P387
■
S574

HU92RKP

↓
HU92RTEK 
(old HU92RMHK Reference)

FOR:
PER:

BMW

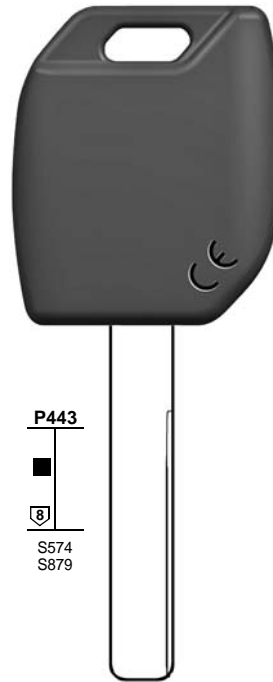


P454
■
8
S574
S879



HU92RTE
. 1-8100

HUF - WITTE



P443
■
8
S574
S879




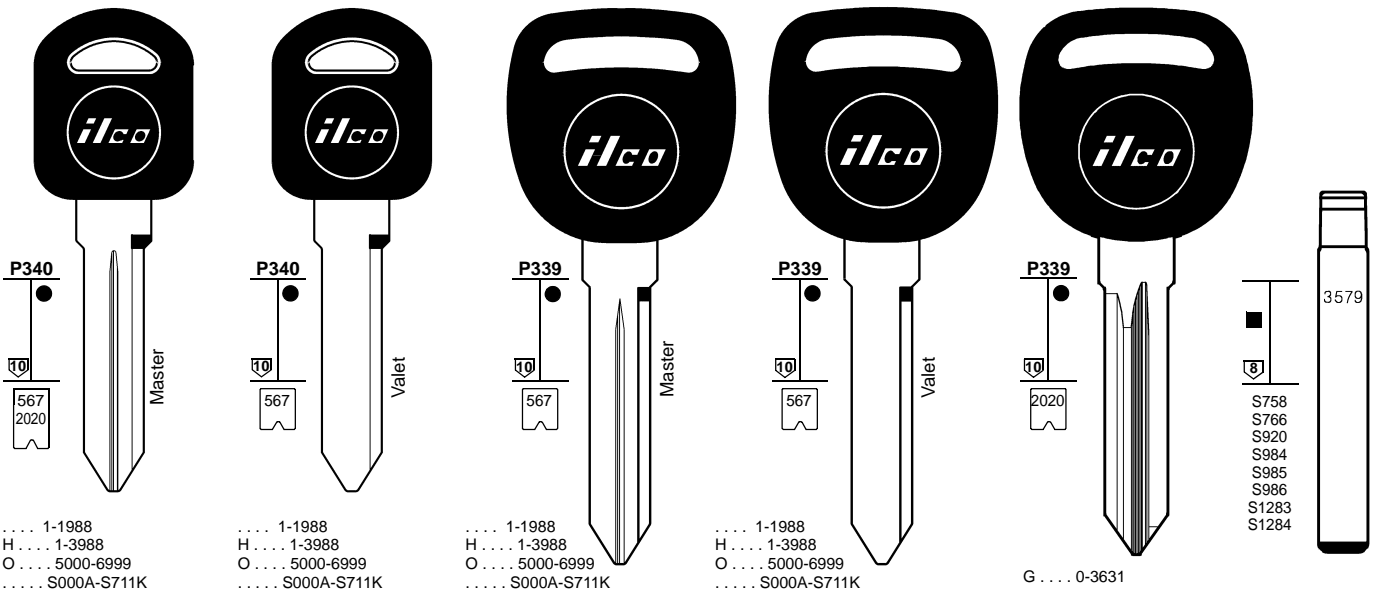
HU92RMH
. 1-8100

HUF - WITTE

1	2	2a	3	3a	3b	e1+e2		6	42+71	72	43+44a	12	15
						GTI COMPATIBLE		IGNITION 					
CAR MAKE MODEL	FROM	TO	SILCA REF.	SILCA REF.	SILCA REF.	COPY	GEN.	TRANSP. TYPE	FAST COPY PLUS RW4 PLUS FAST COPY/RW4	FAST COPY PLUS RW4 PLUS	FAST COPY RW4	STP	
For more info on the uses of car keys, refer to the Silca Electronic Keys Catalogue:													
BELLIER (MICROCARS)													
DIVANE	2004	2006	SX9AP										
JADE	2009		SX9AP										
OPALE	2007	2009	SX9AP										
BMW													
MINI	2001	2006						PH	73				
MINI	2007							PH / CR2	46				
SERIE 1	2004							PH / CR2	46				
SERIE 1	2004	2011	HU92RMHK					PH / CR2	46	Y	P-BOX		
SERIE 1	2004	2011	HU92RTEK					PH / CR2	46	Y	P-BOX		
SERIE 1	2004	2011	HU92RMH	HU92RTE		Y		PH / CR2	46	Y	P-BOX		
SERIE 3	1995	2001						PH	33				
SERIE 3	2002	2006						PH	73				
SERIE 3	2005							PH / CR2	46				
SERIE 3	2005	2011	HU92RMHK					PH / CR2	46	Y	P-BOX		
SERIE 3	2005	2011	HU92RTEK					PH / CR2	46	Y	P-BOX		
SERIE 3	2005	2011	HU92RMH	HU92RTE		Y		PH / CR2	46	Y	P-BOX		
SERIE 5	1996	2003						PH	33				
SERIE 5	2003	2010						PH / CR2	46				
SERIE 5	2003	2010	HU92RMHK					PH / CR2	46	Y	P-BOX		
SERIE 5	2003	2010	HU92RTEK					PH / CR2	46	Y	P-BOX		
SERIE 5	2003	2010	HU92RMH	HU92RTE		Y		PH / CR2	46	Y	P-BOX		
SERIE 6	2004							PH / CR2	46				
SERIE 6	2004	2011	HU92RMHK					PH / CR2	46	Y	P-BOX		
SERIE 6	2004	2011	HU92RTEK					PH / CR2	46	Y	P-BOX		
SERIE 6	2004	2011	HU92RMH	HU92RTE		Y		PH / CR2	46	Y	P-BOX		
SERIE 7	1994	2001						PH	33				
SERIE 7	2002	2008						PH / CR2	46				
SERIE 7	2002	2008	HU92RMH	HU92RTE		Y		PH / CR2	46	Y	P-BOX		
SERIE 8	1995	1999						PH	33				
X3	2003							PH	73				
X5	1999	2003						PH	33				
X5	2004							PH / CR2	46				
X5	2004	2011	HU92RMHK					PH / CR2	46	Y	P-BOX		
X5	2004	2011	HU92RTEK					PH / CR2	46	Y	P-BOX		
X5	2004	2011	HU92RMH			Y		PH / CR2	46	Y	P-BOX		
Z3	1995	2002						PH	33				
Z4	2002	2006						PH	73				
Z4	2006							PH / CR2	46				
Z4	2006	2011	HU92RMH	HU92RTE		Y		PH / CR2	46	Y	P-BOX		
Z4	2006	2011	HU92RMHK					PH / CR2	46	Y	P-BOX		
Z4	2006	2011	HU92RTEK					PH / CR2	46	Y	P-BOX		
Z8	2000	2003						PH	73				

FOR:
PER:

BUICK



Z.....1-2000
 Z..... 2001-4000
 Z..... 4001-6000
 0001-3679

BRIGGS & STRATTON

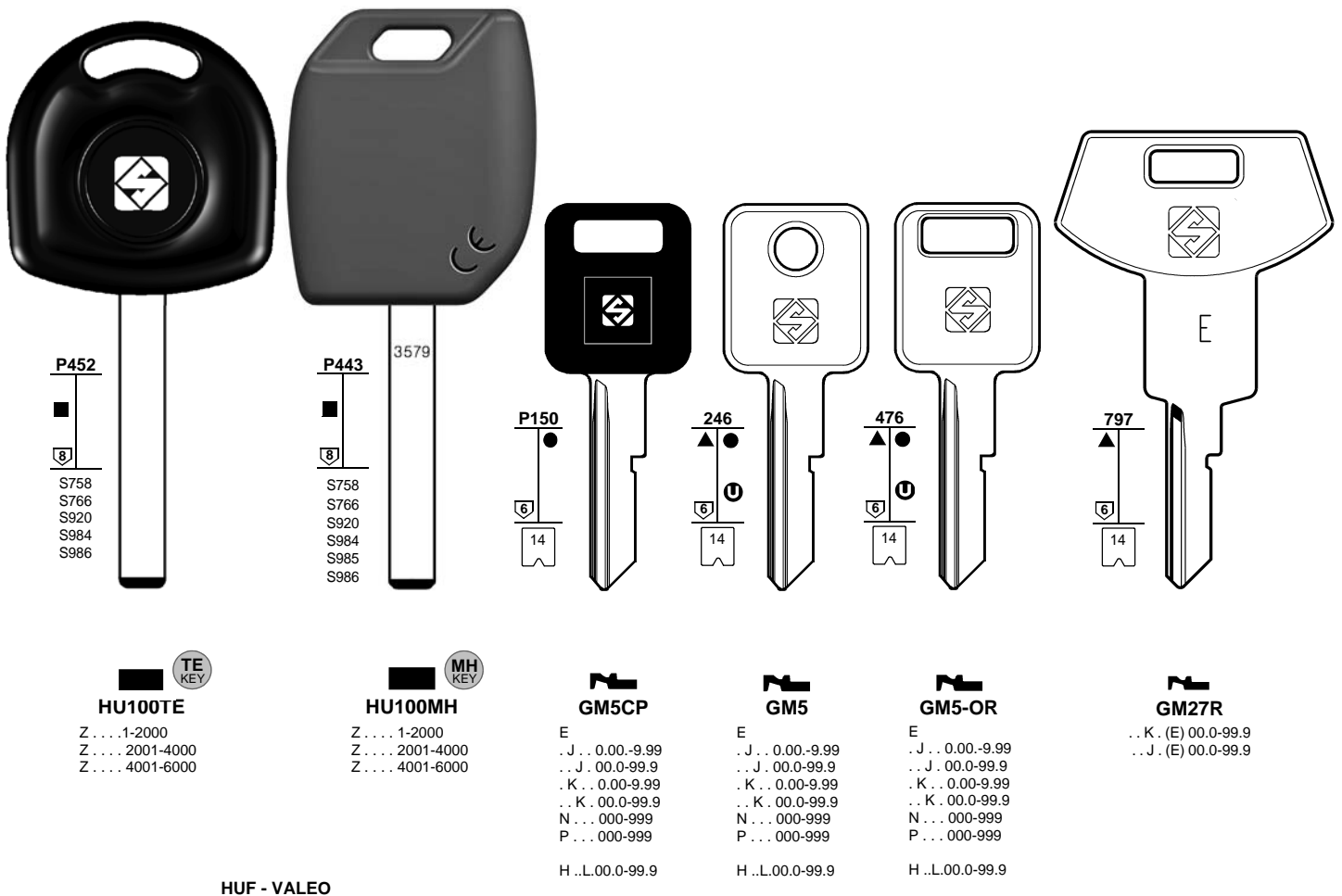
BRIGGS & STRATTON

BRIGGS & STRATTON

HUF - VALEO

FOR:
PER:

BUICK

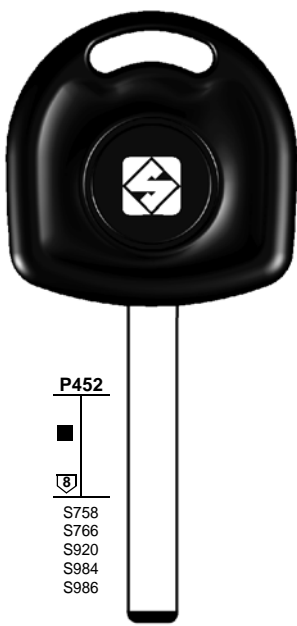


HUF - VALEO

1	2	2a	3	3a	3b	e1+e2		6	42+71	72	43+44a	12	15
						GTI COMPATIBLE		IGNITION					
CAR MAKE MODEL	FROM	TO	SILCA REF.	SILCA REF.	SILCA REF.	COPY	GEN.	TRANSP. TYPE	FAST COPY PLUS RW4 PLUS FAST COPY/RW4	FAST COPY PLUS RW4 PLUS	FAST COPY RW4	STP	
For more info on the uses of car keys, refer to the Silca Electronic Keys Catalogue:													
BUICK													
ALLURE	2005	2009						MEG	13				G
ALLURE	2010	2012	HU100MH	HU100TE	HU100FH	Y		PH / CR2	46	Y	P-BOX		
CENTURY	1991	2000	GM5-OR										
CENTURY	1991	2000	GM5-OR										
CENTURY	1991	2000	GM5CP										
CENTURY	1991	2000	GM5CP										
CENTURY	2000	2005	B97-PT5					MEG	13	Y	Y		
ENCLAVE	2007		B111-PT					PH / CR2	46				
LACROSSE	2005	2009						MEG	13				G
LACROSSE	2010		HU100MH	HU100TE	HU100FH	Y		PH / CR2	46	Y	P-BOX		
LACROSSE	2010							PH / CR2	46				
LESABRE	1992	1999						VATS SYS.					
LESABRE	2000	2005	B99-PT					MEG	13				A
LESABRE	2000	2005	B100-PT					MEG	13				A
LESABRE	2000	2005	B100-PT5					MEG	13	Y	Y		
LESABRE	2000	2005	B99-PT5					MEG	13	Y	Y		
LUCERNE	2006	2011	B111-PT					PH / CR2	46				
PARK AVENUE	1991	1996						VATS SYS.					
PARK AVENUE	1991	1996						VATS SYS.					
PARK AVENUE	1997	2002	B98-PT5					MEG	13	Y	Y		
PARK AVENUE	1997	2002	B97-PT5					MEG	13	Y	Y		
PARK AVENUE	1997	2002	B98-PT					MEG	13				A
PARK AVENUE	1997	2002	B97-PT					MEG	13				A
PARK AVENUE	2003	2005	B97-PT					MEG	13				A
PARK AVENUE	2003	2005	B97-PT					MEG	13				G
PARK AVENUE	2003	2005	B97-PT5					MEG	13	Y	Y		
RAINIER	2003	2007	B99-PT5					MEG	13	Y	Y		
RAINIER	2003	2007	B100-PT5					MEG	13	Y	Y		
RAINIER	2003	2007	B100-PT					MEG	13				A
RAINIER	2003	2007	B99-PT					MEG	13				A
RAINIER	2003	2007	B99-PT					MEG	13				G
RAINIER	2003	2007	B100-PT					MEG	13				G
REGAL	1991	1993	GM27R										
REGAL	1994	1996						VATS SYS.					
REGAL	1997	2004						VATS SYS.					
REGAL	2011							PH / CR2	46				
REGAL	2011		HU100MH	HU100TE	HU100FH	Y		PH / CR2	46	Y	P-BOX		
RENDEZVOUS	2002	2007	B99-PT5					MEG	13	Y	Y		
RENDEZVOUS	2002	2007	B100-PT5					MEG	13	Y	Y		
RENDEZVOUS	2002	2007	B99-PT					MEG	13				A
RENDEZVOUS	2002	2007	B100-PT					MEG	13				A
RIVIERA	1992	1994						VATS SYS.					
RIVIERA	1995	1999						VATS SYS.					
ROADMASTER	1991	1993	GM5										
ROADMASTER	1994	1996						VATS SYS.					
SIGNA	2005	2007											

FOR:
PER:

BUICK



P452



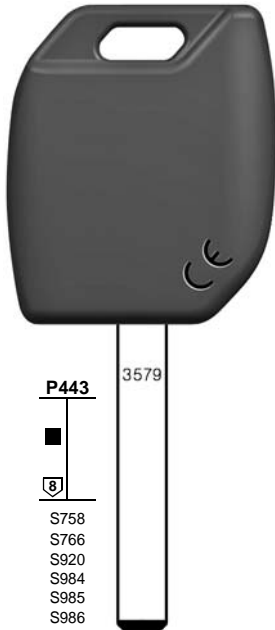
S758
S766
S920
S984
S985
S986



HU100TE

Z 1-2000
Z 2001-4000
Z 4001-6000

HUF - VALEO



P443



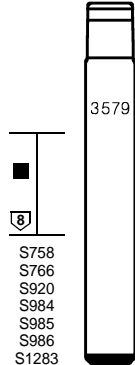
3579
S758
S766
S920
S984
S985
S986



HU100MH

Z 1-2000
Z 2001-4000
Z 4001-6000

HUF - VALEO



3579

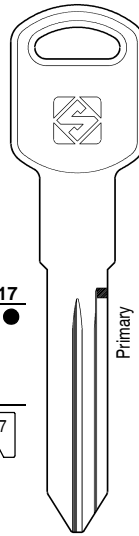


S758
S766
S920
S984
S985
S986
S1283
S1284



HU100FH

Z 1-2000
Z 2001-4000
Z 4001-6000
..... 0001-3679



1017



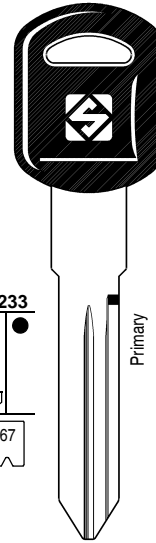
567



GM39

..... AA00-7T51
..... S000A-S711K

BRIGGS & STRATTON



P233

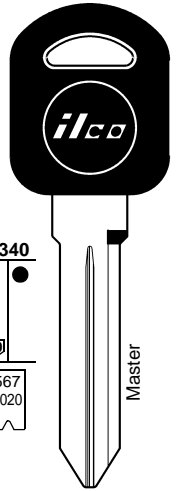


567



GM39EP

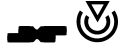
..... AA00-7T51
..... S000A-S711K



P340

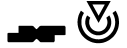


567
2020



B97-PT

G 0-3631
..... 1-1988
..... S000A-S711K

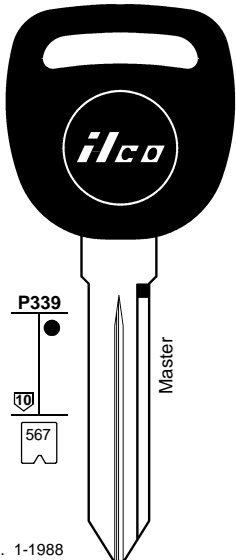


B97-PT5

..... 1-1988
H 1-3988
..... S000A-S711K

FOR:
PER:

CADILLAC



P339



567

Master

..... 1-1988
H 1-3988
O 5000-6999
..... S000A-S711K

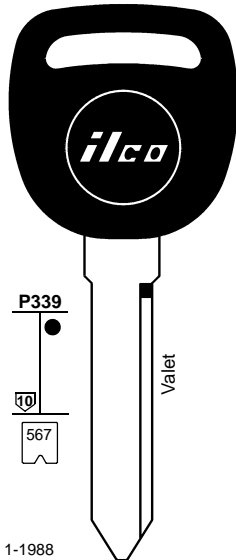


B99-PT



B99-PT5

BRIGGS & STRATTON



P339



567

Valet

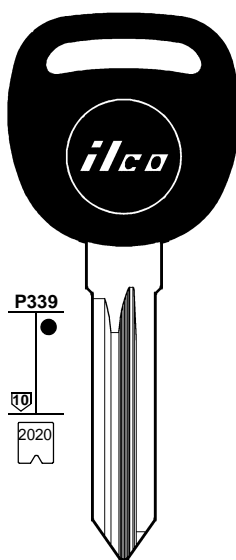
..... 1-1988
H 1-3988
O 5000-6999
..... S000A-S711K



B100-PT



B100-PT5



P339



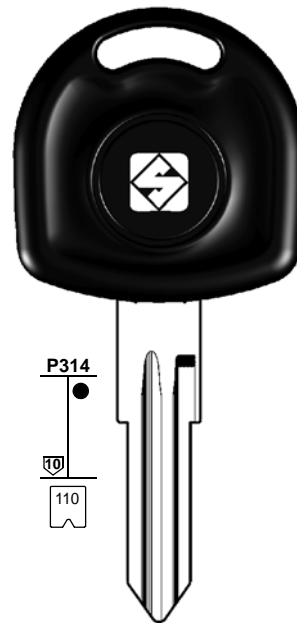
2020

G 0-3631



B111-PT

BRIGGS & STRATTON



P314

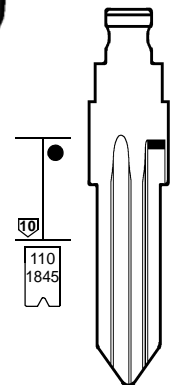


110

S 5298-6300
S 1-5200



HU46T2



110
1845

S 5298-6300
S 1-5200



HU46FH

1	2	2a	3	3a	3b	e1+e2	6	42+71	72	43+44a	12	15	
						GTI COMPATIBLE		IGNITION					
CAR MAKE MODEL	FROM	TO	SILCA REF.	SILCA REF.	SILCA REF.	COPY	GEN.	TRANSP. TYPE	FAST COPY PLUS RW4 PLUS FAST COPY/RW4	FAST COPY PLUS RW4 PLUS	FAST COPY RW4	STP	
For more info on the uses of car keys, refer to the Silca Electronic Keys Catalogue:													
BUICK													
SKYLARK	1996	1998	GM39EP										
SKYLARK	1996	1998	GM39										
TERRAZA	2005	2006	B97-PT					MEG	13				G
TERRAZA	2005	2006	B97-PT5					MEG	13	Y	Y		
TERRAZA	2005	2008						MEG	13				G
VERANO	2012		HU100MH	HU100TE	HU100FH	Y		PH / CR2	46	Y	P-BOX		
VERANO	2012							PH / CR2	46				
CADILLAC													
ATS	2013		SMARTKEY					PH / CR2	46				
BLS	2007							PH / CR2	46				
BROUGHAM	1993	1996						VATS SYS.					
CATERA	1997	2000	HU46T2		HU46FH			PH	33	Y	Y	S-O	
CATERA	2001	2002						PH / CR	40				
CTS	2002	2003	B100-PT					MEG	13				A
CTS	2002	2003	B99-PT					MEG	13				A
CTS	2002	2003	B100-PT5					MEG	13	Y	Y		
CTS	2002	2003	B99-PT5					MEG	13	Y	Y		
CTS	2003	2007						MEG / CR	48				G
CTS	2008	2013	B111-PT					PH / CR2	46				G
DEVILLE	1991	1999						VATS SYS.					
DEVILLE STS	2000	2005	B100-PT					MEG	13				A
DEVILLE STS	2000	2005	B99-PT					MEG	13				A
DEVILLE STS	2000	2005	B100-PT5					MEG	13	Y	Y		A
DEVILLE STS	2000	2005	B99-PT5					MEG	13	Y	Y		A
DTS	2006	2011	B111-PT					PH / CR2	46				A
ELDORADO	1991	2003						VATS SYS.					
ESCALADE	2000	2006											
ESCALADE	2007		B111-PT					PH / CR2	46				A
FLEETWOOD	1993	1996						VATS SYS.					
SEVILLE	1991	1996						VATS SYS.					
SEVILLE	1997	2005	B99-PT5					MEG	13	Y	Y		
SEVILLE	1997	2005	B100-PT5					MEG	13	Y	Y		
SEVILLE	1997	2005	B99-PT					MEG	13				A
SEVILLE	1997	2005	B100-PT					MEG	13				A
SRX	2004	2006						MEG / CR	48				G
SRX	2007	2009	B111-PT					PH / CR2	46				G

FOR:
PER:

CADILLAC



P452

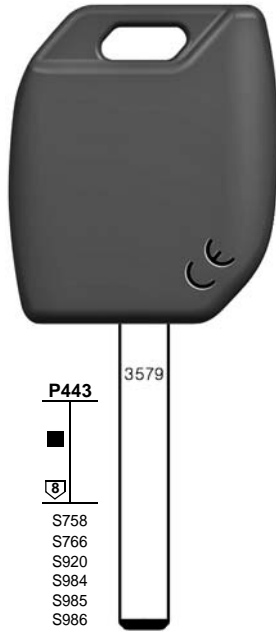


S758
S766
S920
S984
S986



HU100TE

Z 1-2000
Z 2001-4000
Z 4001-6000



P443

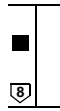
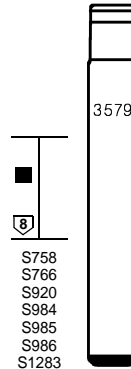


S758
S766
S920
S984
S985
S986
S986



HU100MH

Z 1-2000
Z 2001-4000
Z 4001-6000

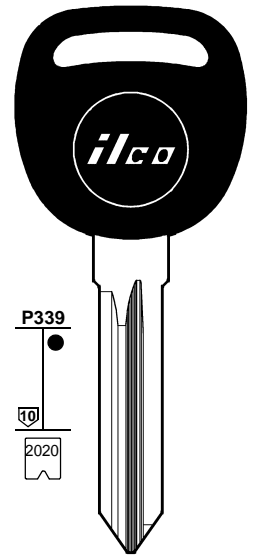


S758
S766
S920
S984
S985
S986
S1283
S1284

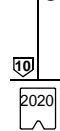


HU100FH

Z 1-2000
Z 2001-4000
Z 4001-6000
. 0001-3679



P339



B111-PT

G 0-3631

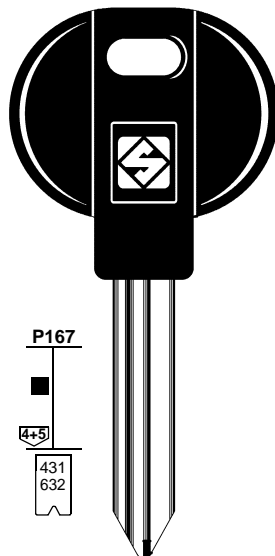
HUF - VALEO

HUF - VALEO

BRIGGS & STRATTON

FOR:
PER:

CHATENET (MICROCARS)



P167



431
632



SX9AP

63/99 H 12468
63/99 12468
. H 0111111-628888
. 0111111-628888

FOR:
PER:

CHEVROLET SUD AMERICA



P452



S758
S766
S920
S984
S986



HU100TE

Z 1-2000
Z 2001-4000
Z 4001-6000



P443

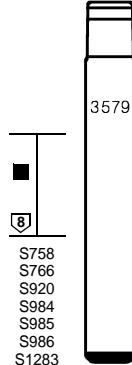


S758
S766
S920
S984
S985
S986



HU100MH

Z 1-2000
Z 2001-4000
Z 4001-6000



HU100FH

Z 1-2000
Z 2001-4000
Z 4001-6000
. . . . 0001-3679



P314

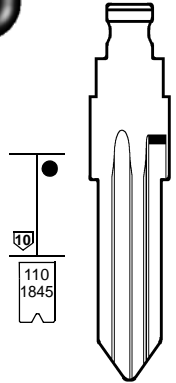


110



HU46T12

S 1-5200
S 5298-6300



HU46FH

S 5298-6300
S 1-5200



HU46T2

S 1-5200
S 5298-6300

HUF - VALEO

HUF - VALEO

HUF - WITTE

FOR:
PER:

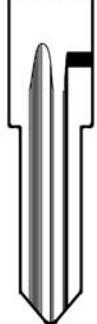
CHEVROLET SUD AMERICA



P445



110
1845



HU160GP

S 1-5200
S 5298-6300

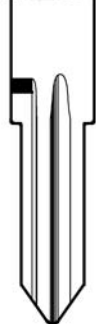
HUF - VALEO



P444



110
1426
1844



YM28CP

D 1-5200
S 1-5200
S 5298-6300
. . . . 1002-3997
. . . . 4000-5874

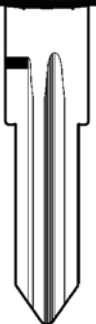
YMOS



P314



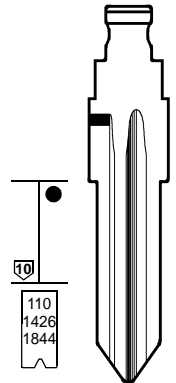
110
1426



YM28T2

D 1-5200
S 1-5200
S 5298-6300
. . . . 1002-3997
. . . . 4000-5874

YMOS



YM28FH

D 1-5200
. . . . 1002-3997
. . . . 4000-5874
D 1-5200

VALEO - YMOS

FOR:
PER:


CHEVROLET SUD AMERICA



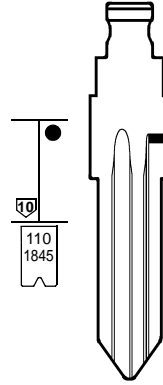
HU46T12
S 1-5200
S 5298-6300

HU46T2
S 1-5200
S 5298-6300


HU46T9
S 1-5200
S 5298-6300



HU46BT12
S 1-5200
S 5298-6300



HU46FH
S 1-5200
S 5298-6300



HU46AT9
S 1-5200
S 5298-6300

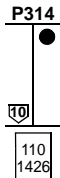
HUF

HUF

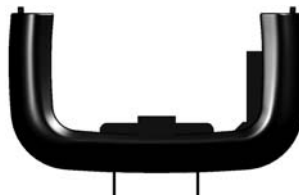
HUF

FOR:
PER:

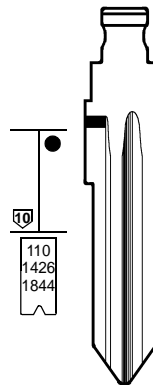
CHEVROLET SUD AMERICA



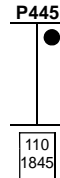
YM28T2
D 1-5200
S 1-5200
S 5298-6300
S 1002-3997
S 4000-5874



YM28AT9
D 1-5200
S 1-5200
S 5298-6300
S 1002-3997
S 4000-5874



YM28FH
D 1-5200
S 1002-3997
S 4000-5874
D 1-5200



HU160GP
S 1-5200
S 5298-6300

VALEO - YMOS

VALEO - YMOS

HUF

1	2	2a	3	3a	3b	e1+e2	6	42+71	72	43+44a	12	15
---	---	----	---	----	----	-------	---	-------	----	--------	----	----

						GTI COMPATIBLE		IGNITION					
CAR MAKE MODEL	FROM	TO	SILCA REF.	SILCA REF.	SILCA REF.	COPY	GEN.	TRANSP. TYPE	FAST COPY PLUS RW4 PLUS FAST COPY/RW4	FAST COPY PLUS RW4 PLUS	FAST COPY RW4	STP	

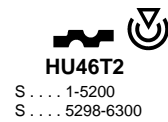
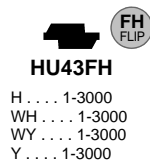
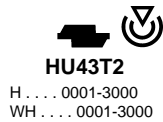
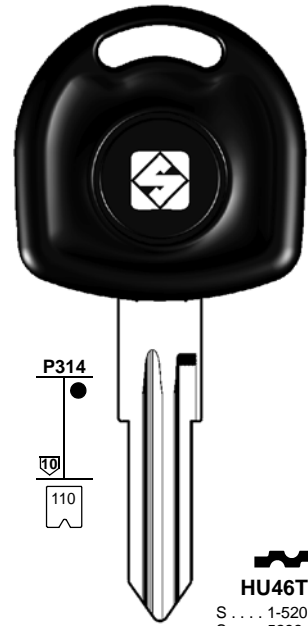
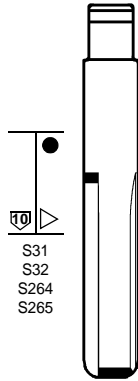
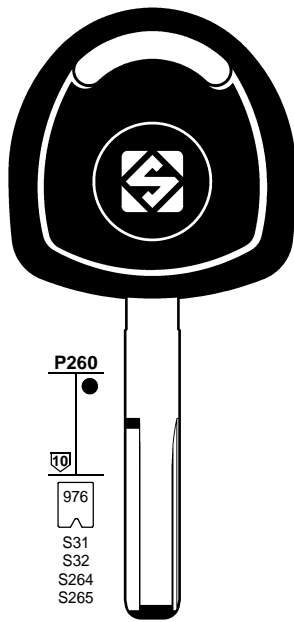
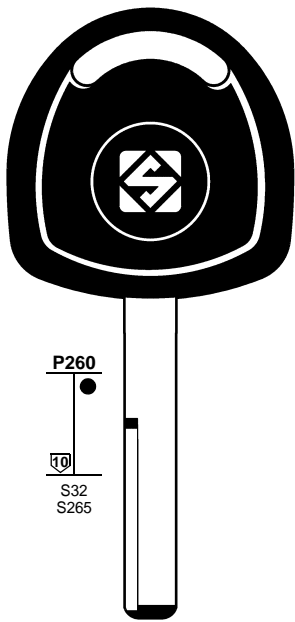
For more info on the uses of car keys, refer to the Silca Electronic Keys Catalogue:

CHEVROLET SUD AMERICA

CORSA	1998	1999	YM28AT9					PH / CR	40			
CORSA	1998	1999	HU46AT9					PH / CR	40			
CORSA	1998	1999	HU46T9		HU46FH			PH / CR	40			
CORSA	1998	1999	YM28T2		YM28FH			PH / CR	40	RD	RD	
CORSA	1998	1999	HU46T2		HU46FH			PH / CR	40	RD	RD	
CORSA	2000		HU46T12		HU46FH			PH / CR	40			
CORSA	2000		HU46BT12					PH / CR	40			
CORSA			HU160GP									
CORSA HATCH	2000		HU46T12		HU46FH			PH / CR	40			
MERIVA	2002		HU46T12		HU46FH			PH / CR	40			
MONTANA	2003		HU46T12		HU46FH			PH / CR	40			

FOR:
PER:

CHEVROLET SUD AMERICA



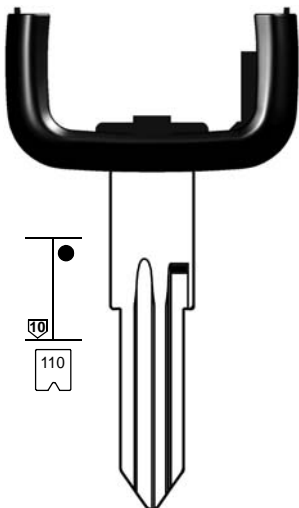
YMOS

HUF - YMOS

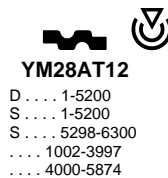
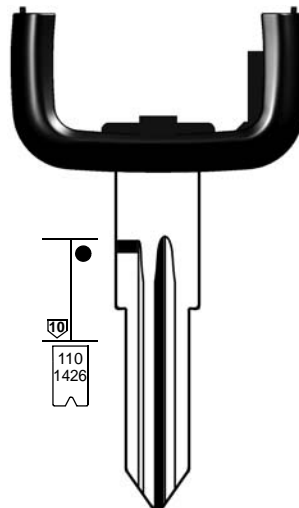
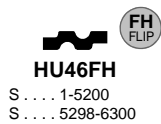
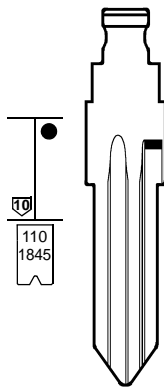
HUF

FOR:
PER:

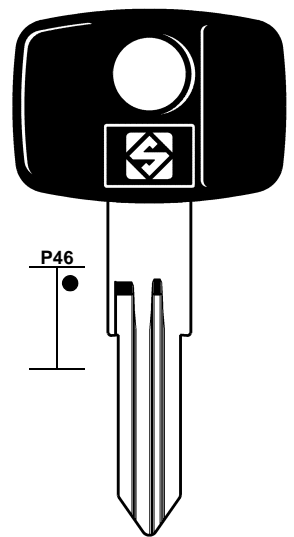
CHEVROLET SUD AMERICA



HUF

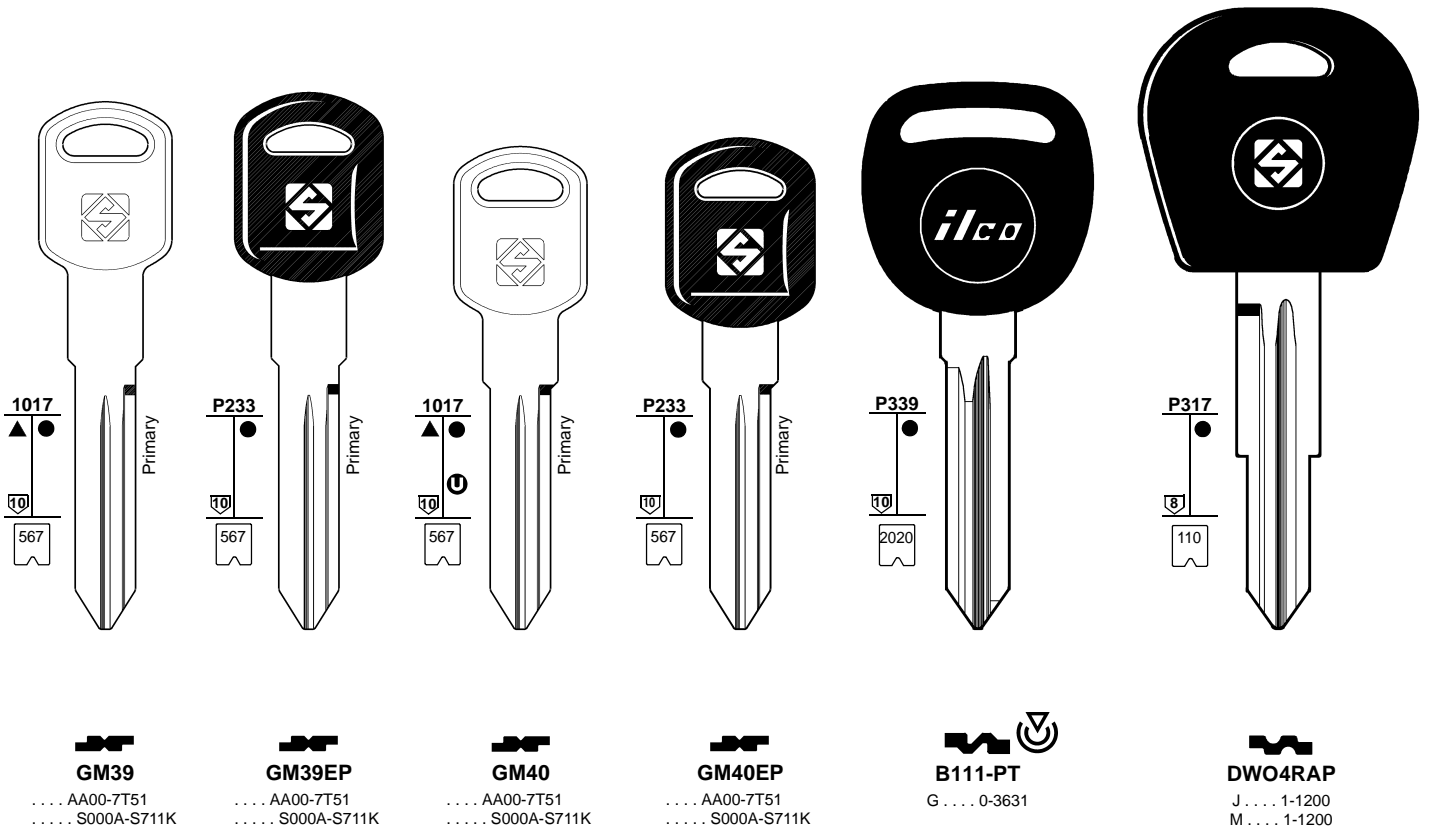


YMOS



FOR:
PER:

CHEVROLET USA

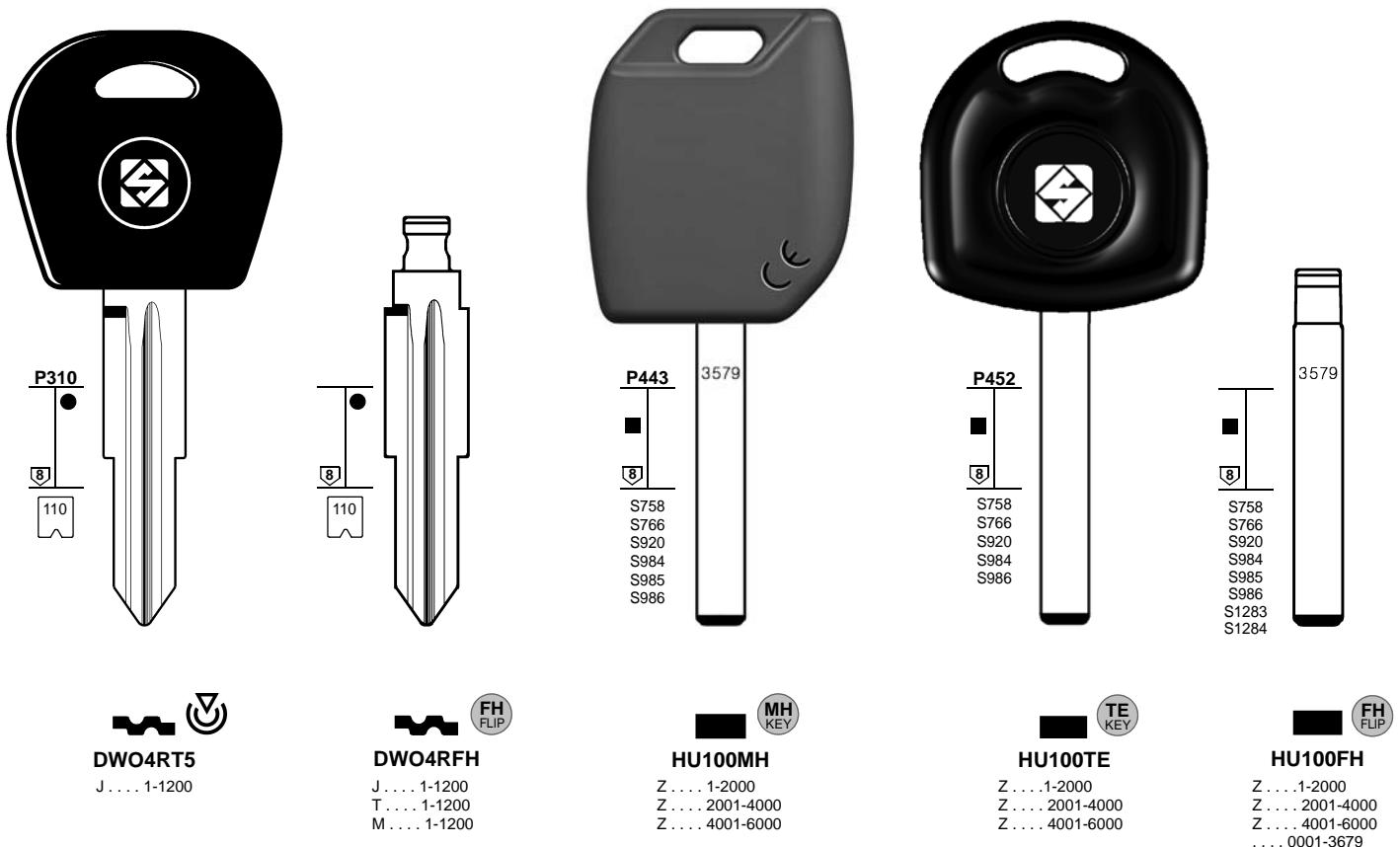


BRIGGS & STRATTON

BRIGGS & STRATTON

FOR:
PER:

CHEVROLET USA

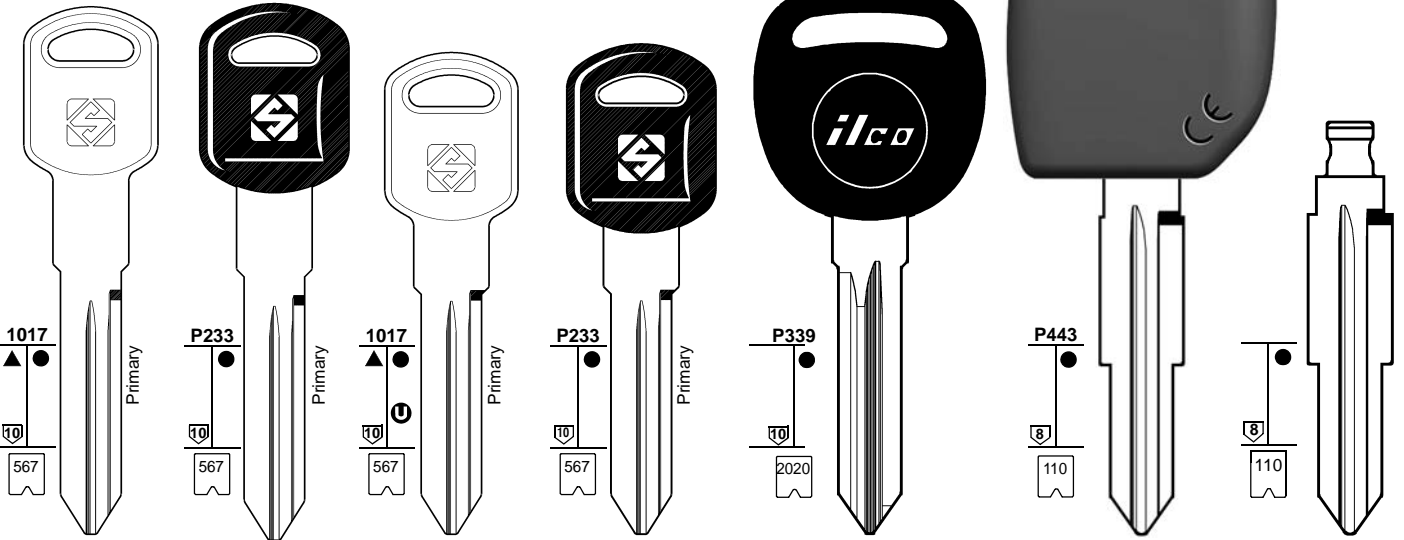


HUF - VALEO

HUF - VALEO

FOR:
PER:

CHEVROLET USA



GM39
..... AA00-7T51
..... S000A-S711K

GM39EP
..... AA00-7T51
..... S000A-S711K

GM40
..... AA00-7T51
..... S000A-S711K

GM40EP
..... AA00-7T51
..... S000A-S711K

B111-PT
G 0-3631

DW05MH
T 1-1200

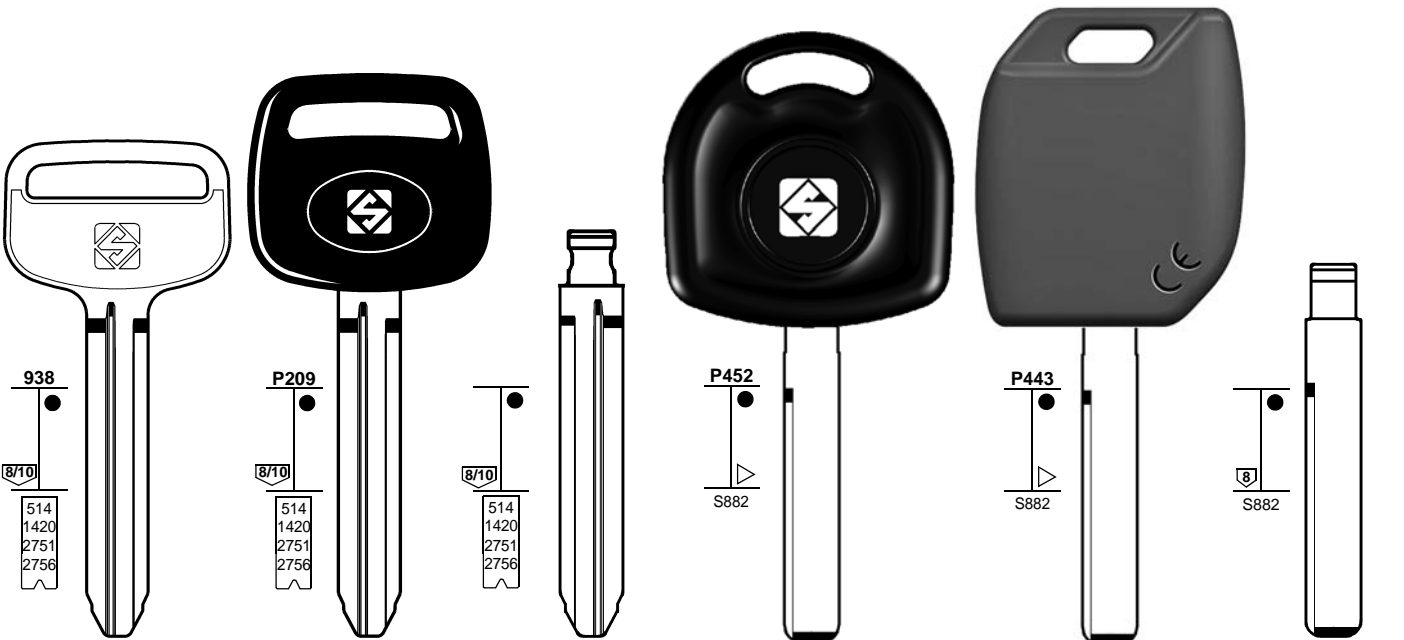
DW05FH
T 1-1200
L 1-1200
V 1-1200
W 2001-3200

BRIGGS & STRATTON

BRIGGS & STRATTON

FOR:
PER:

CHEVROLET USA



938
..... 514
..... 1420
..... 2751
..... 2756

P209
..... 514
..... 1420
..... 2751
..... 2756

514
..... 1420
..... 2751
..... 2756

P452
..... S882

P443
..... S882

8
..... S882

TOY43R
.....
10001-15000
50000-59999
60000-69999
70000-75928

TOY43RP
.....
10001-15000
50000-59999
60000-69999
70000-75928

TOY43RFH
..... 1001-15000
..... 70000-75928

GM45TE
60000-62113

GM45MH
60000-62113

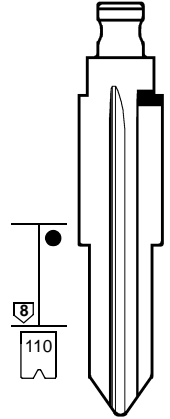
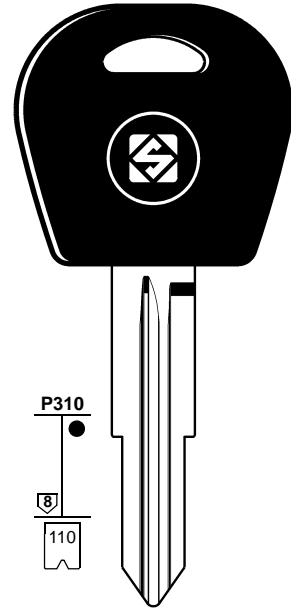
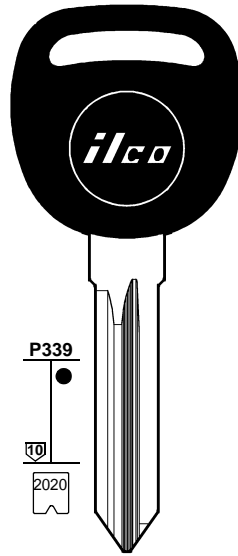
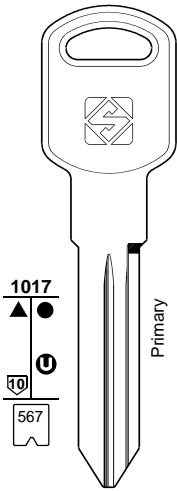
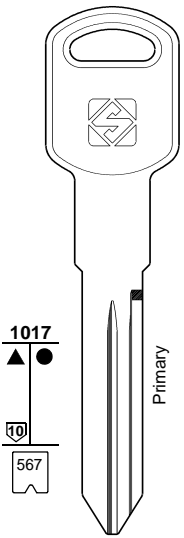
GM45FH
60000-62113

BRIGGS & STRATTON

BRIGGS & STRATTON

FOR:
PER:

CHEVROLET USA



GM39

..... AA00-7T51
..... S000A-S711K



GM40

..... AA00-7T51
..... S000A-S711K



B111-PT

G 0-3631



DW05T5

V 1-1200



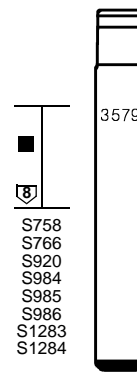
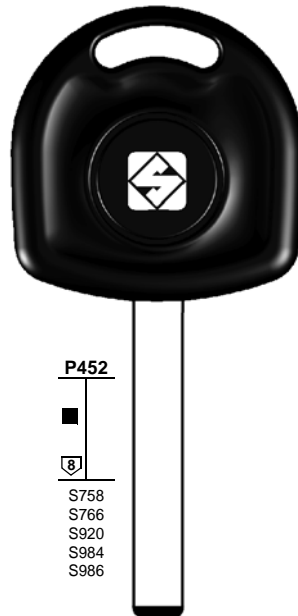
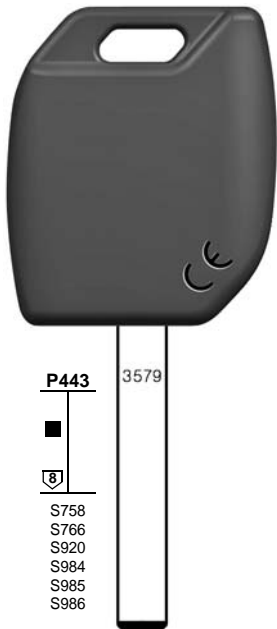
DW05FH

T 1-1200
L 1-1200
V 1-1200
V 2001-3200

BRIGGS & STRATTON

FOR:
PER:

CHEVROLET USA



HU100MH

Z 1-2000
Z 2001-4000
Z 4001-6000



HU100TE

Z 1-2000
Z 2001-4000
Z 4001-6000



HU100FH

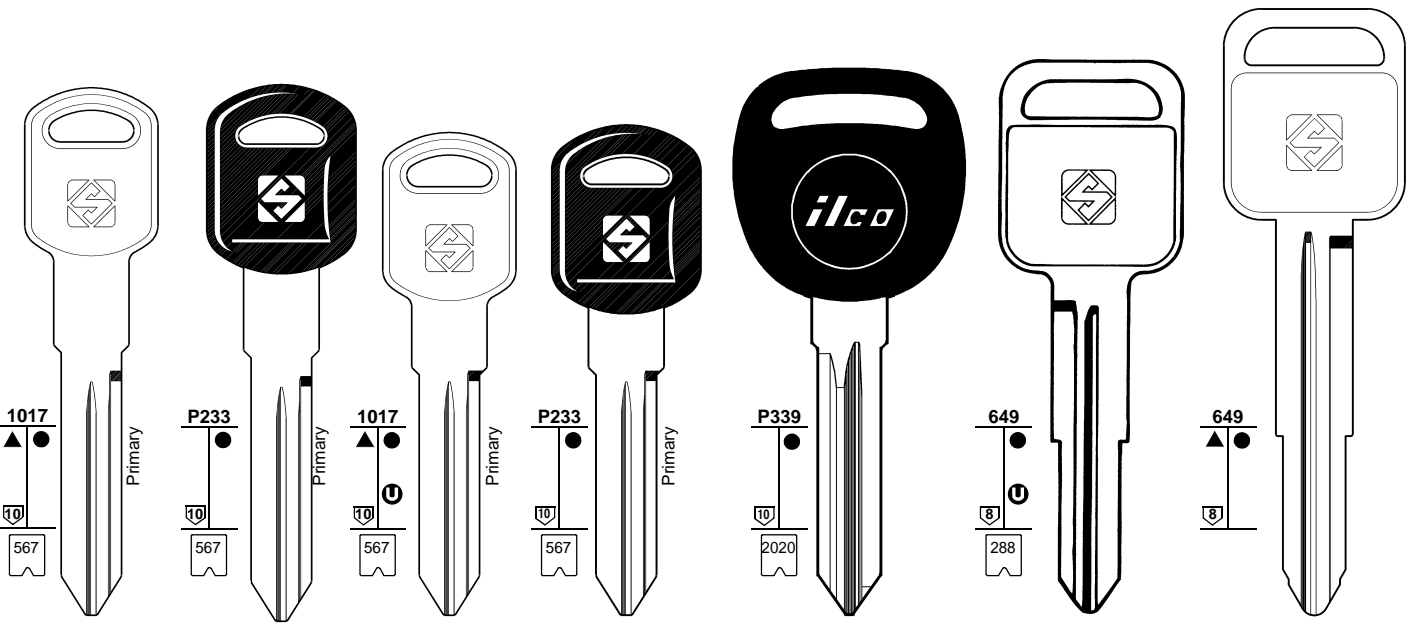
Z 1-2000
Z 2001-4000
Z 4001-6000
..... 0001-3679

HUF - VALEO

HUF - VALEO

FOR:
PER:

CHEVROLET USA



 GM39 AA00-7T51 S000A-S711K	 GM39EP AA00-7T51 S000A-S711K	 GM40 AA00-7T51 S000A-S711K	 GM40EP AA00-7T51 S000A-S711K	 B111-PT G 0-3631	 GM18R 18100-19299 19300-19617	 GM19
--	--	--	--	--	---	--

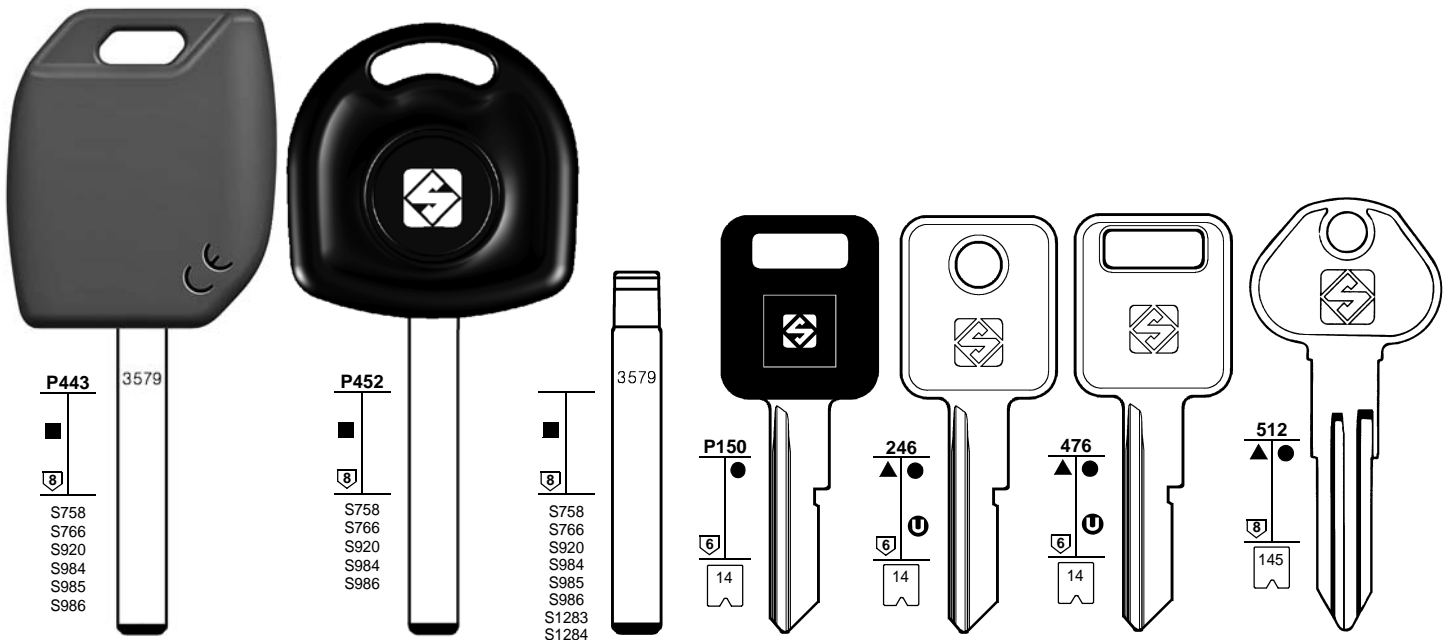
BRIGGS & STRATTON








BRIGGS & STRATTON

BRIGGS & STRATTON

FOR:
PER:

CHEVROLET USA



 HU100MH Z 1-2000 Z 2001-4000 Z 4001-6000	 HU100TE Z 1-2000 Z 2001-4000 Z 4001-6000	 HU100FH Z 1-2000 Z 2001-4000 Z 4001-6000 0001-3679	 GM5CP E .. J .. 0.00-9.99 .. J .. 0.00-99.9 .. K .. 0.00-9.99 .. K .. 0.00-99.9 N ... 000-999 P ... 000-999	 GM5 E .. J .. 0.00-9.99 .. J .. 0.00-99.9 .. K .. 0.00-9.99 .. K .. 0.00-99.9 N ... 000-999 P ... 000-999	 GM5-OR E .. J .. 0.00-9.99 .. J .. 0.00-99.9 .. K .. 0.00-9.99 .. K .. 0.00-99.9 N ... 000-999 P ... 000-999	 DAT12R S 8001-9000
---	---	--	--	--	---	---

HUF - VALEO

HUF - VALEO

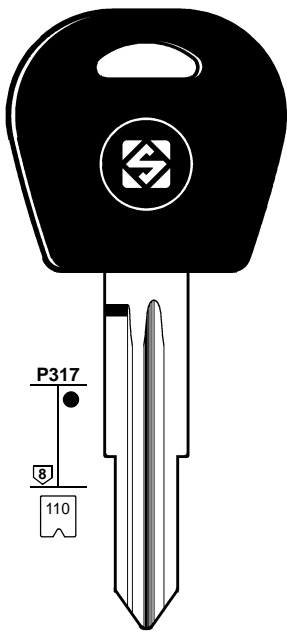
H ..L.00.0-99.9

H ..L.00.0-99.9

H ..L.00.0-99.9

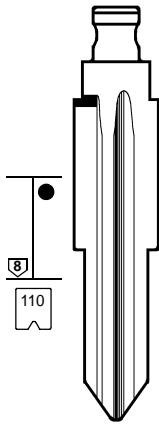
FOR:
PER:

CHEVROLET USA



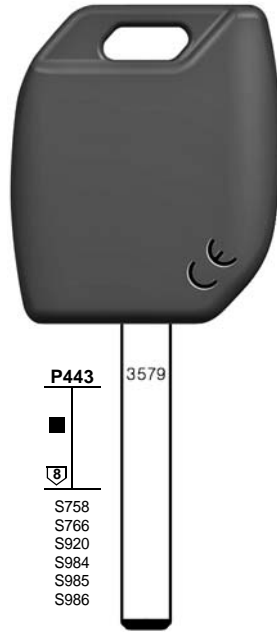
P317
8
110

DWO4RAP
J 1-1200
M 1-1200



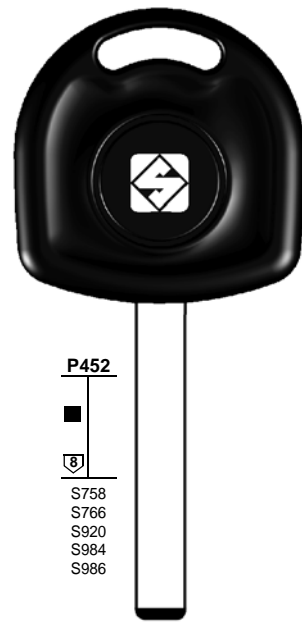
8
110

DWO4RFH **FH FLIP**
J 1-1200
T 1-1200
M 1-1200



P443 3579
8
S758
S766
S920
S984
S985
S986

HU100MH **MH KEY**
Z 1-2000
Z 2001-4000
Z 4001-6000



P452
8
S758
S766
S920
S984
S986

HU100TE **TE KEY**
Z 1-2000
Z 2001-4000
Z 4001-6000



3579
8
S758
S766
S920
S984
S985
S986
S1283
S1284

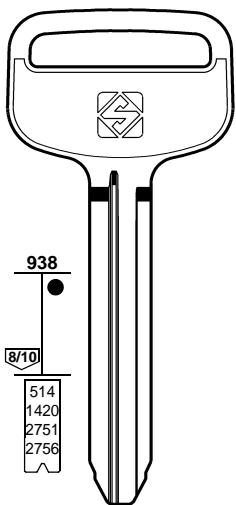
HU100FH **FH FLIP**
Z 1-2000
Z 2001-4000
Z 4001-6000
..... 0001-3679

HUF - VALEO

HUF - VALEO

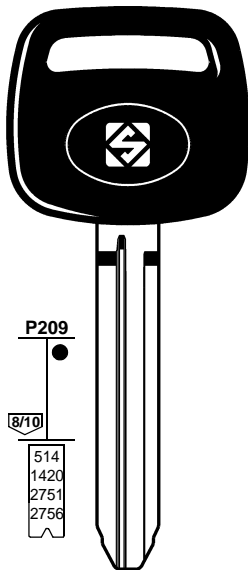
FOR:
PER:

CHEVROLET USA



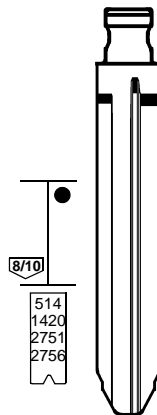
938
8/10
514
1420
2751
2756

TOY43R
.....
10001-15000
50000-59999
60000-69999
70000-75928



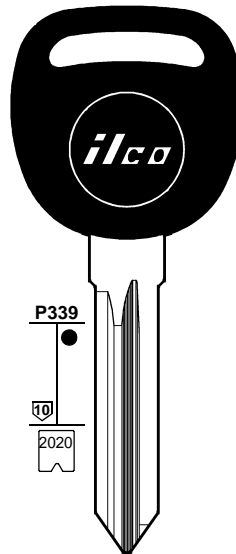
P209
8/10
514
1420
2751
2756

TOY43RP
.....
10001-15000
50000-59999
60000-69999
70000-75928



8/10
514
1420
2751
2756

TOY43RFH **FH FLIP**
..... 1001-15000
..... 70000-75928



P339
10
2020

B111-PT
G 0-3631

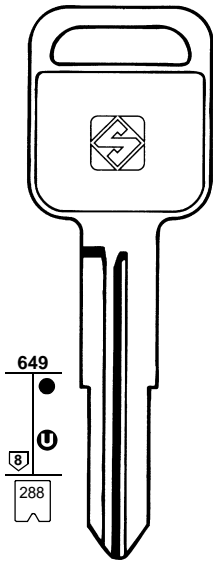


P365
8
110

DWO4CT6
J 1-1200
M 1-1200

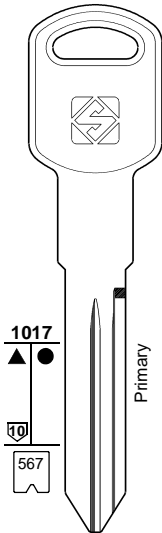
FOR:
PER:

CHEVROLET USA



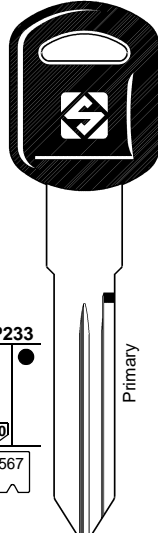
GM18R

..... 18100-19299
..... 19300-19617



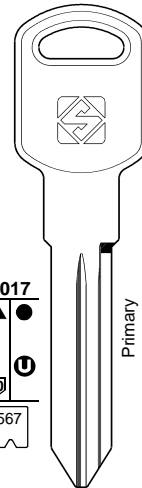
GM39

..... AA00-7T51
..... S000A-S711K



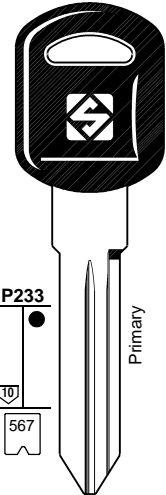
GM39EP

..... AA00-7T51
..... S000A-S711K



GM40

..... AA00-7T51
..... S000A-S711K



GM40EP

..... AA00-7T51
..... S000A-S711K

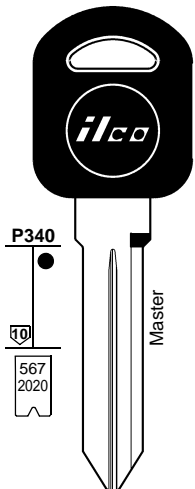
BRIGGS & STRATTON

BRIGGS & STRATTON

BRIGGS & STRATTON

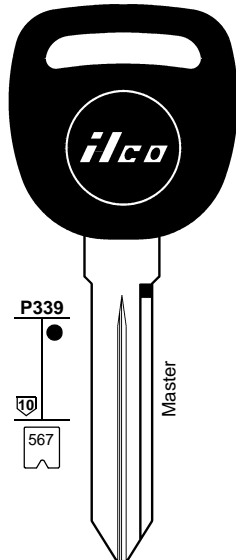
FOR:
PER:

CHEVROLET USA



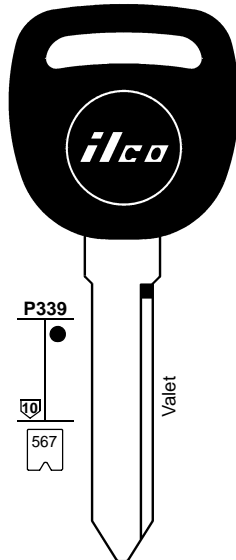
B97-PT

..... 1-1988
H..... 1-3988
O..... 5000-6999
..... S000A-S711K



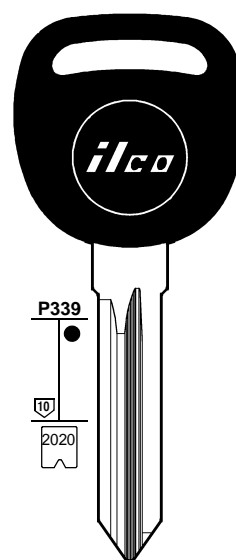
B99-PT

..... 1-1988
H..... 1-3988
O..... 5000-6999
..... S000A-S711K



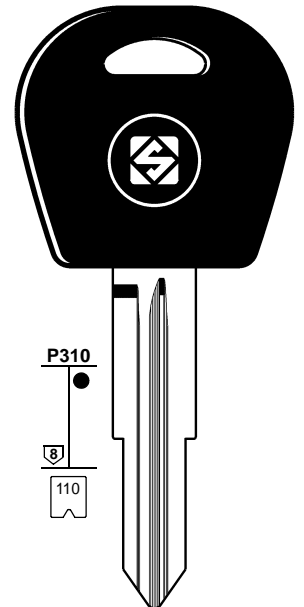
B100-PT

..... 1-1988
H..... 1-3988
O..... 5000-6999
..... S000A-S711K



B111-PT

G..... 0-3631



DW05RT5

T..... 1-1200















B97-PT5

B99-PT5

B100-PT5

BRIGGS & STRATTON

BRIGGS & STRATTON

1	2	2a	3	3a	3b	e1+e2	6	42+71	72	43+44a	12	15	
						GTI COMPATIBLE	IGNITION 						
CAR MAKE MODEL	FROM	TO	SILCA REF.	SILCA REF.	SILCA REF.	COPY	GEN.	TRANSP. TYPE	FAST COPY PLUS RW4 PLUS FAST COPY/RW4	FAST COPY PLUS RW4 PLUS	FAST COPY RW4	STP	
													

For more info on the uses of car keys, refer to the Silca Electronic Keys Catalogue: 

CHEVROLET USA

SUBURBAN	1995	1998	GM40										
SUBURBAN	1999	2006											
SUBURBAN	2007		B111-PT					PH / CR2	46				
S-10 BLAZER	1996	1997	GM39EP										
S-10 BLAZER	1996	1997	GM40										
S-10 BLAZER	1996	1997	GM39										
S-10 BLAZER	1996	1997	GM40EP										
S-10 PICK UP	1995	1998	GM40										
S-10 PICK UP	1995	1998	GM39EP										
S-10 PICK UP	1995	1998	GM39										
S-10 PICK UP	1995	1998	GM40EP										
S-10 PICK UP	1999	2004											
TAHOE	2000	2006	GM40										
TAHOE	2007		B111-PT					PH / CR2	46				A
TRACKER	1998	2004	GM18R										
TRAILBLAZER	2006		B111-PT					PH / CR2	46				
TRAVERSE	2009		B111-PT					PH / CR2	46				
UPLANDER	2005	2005						MEG	13				A
UPLANDER	2005	2006	B97-PT					MEG	13				A
UPLANDER	2005	2006	B97-PT5					MEG	13	Y	Y		
UPLANDER	2007	2008	B99-PT					MEG	13				A
UPLANDER	2007	2008	B100-PT					MEG	13				A
UPLANDER	2007	2008	B99-PT5					MEG	13	Y	Y		
UPLANDER	2007	2008	B100-PT5					MEG	13	Y	Y		
VENTURE	1997	1997	GM39										
VENTURE	1997	1997	GM40										
VENTURE	1997	1997	GM39EP										
VENTURE	1997	1997	GM40EP										
VENTURE	1999	2002	B97-PT					MEG	13				A
VENTURE	1999	2002	B97-PT5					MEG	13	Y	Y		
VENTURE	2003	2005	B97-PT					MEG	13				G
VENTURE	2003	2005	B97-PT5					MEG	13	Y	Y		
VIVANT	2004	2007	DWO5RT5					MEG	13	Y	Y		

FOR:
PER:

CHEVROLET USA



P443



S758
S766
S920
S984
S985
S986

3579



HU100MH

Z 1-2000
Z 2001-4000
Z 4001-6000



P452

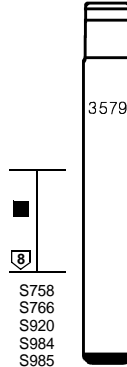


S758
S766
S920
S984
S986



HU100TE

Z 1-2000
Z 2001-4000
Z 4001-6000



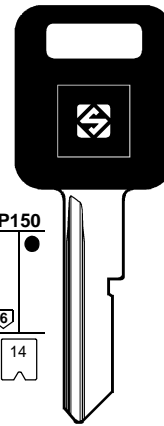
S758
S766
S920
S984
S985
S986
S1283
S1284

3579



HU100FH

Z 1-2000
Z 2001-4000
Z 4001-6000
. 0001-3679



P150

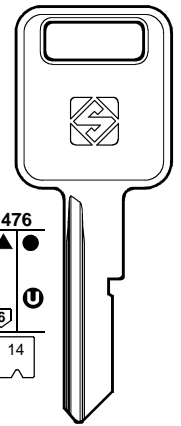


14



GM5CP

E
. J . . 0.00-9.99
. J . . 00.0-99.9
. K . . 0.00-9.99
. K . . 00.0-99.9
N . . . 000-999
P . . . 000-999
H . . L.00.0-99.9



476



14



GM5-OR

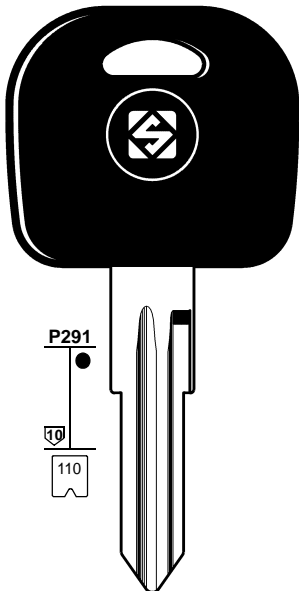
E
. J . . 0.00-9.99
. J . . 00.0-99.9
. K . . 0.00-9.99
. K . . 00.0-99.9
N . . . 000-999
P . . . 000-999
H . . L.00.0-99.9

HUF - VALEO

HUF - VALEO

FOR:
PER:

CHEVROLET-DAEWOO



P291



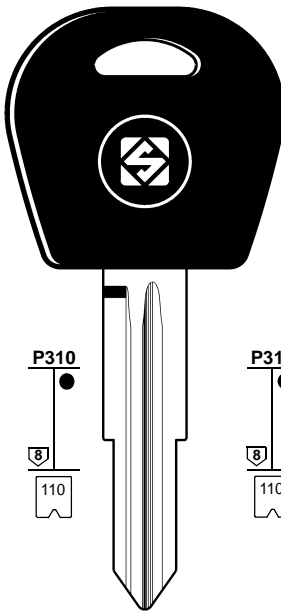
110



HU46AT5

S 5298-6300

HUF



P310

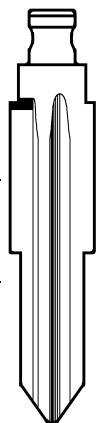


110



DWO4RT6

J 1-1200



P310

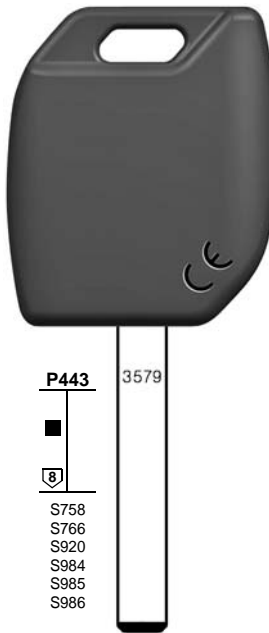


110



DWO4RFH

J 1-1200
T 1-1200
M 1-1200



P443



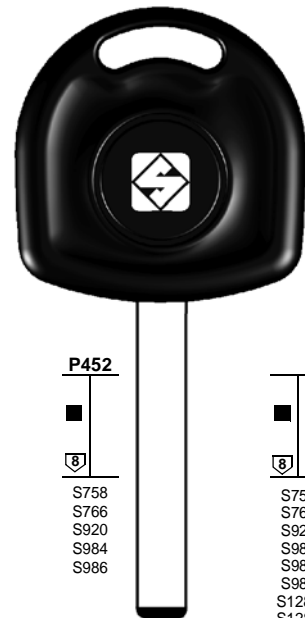
S758
S766
S920
S984
S985
S986

3579



HU100MH

Z 1-2000
Z 2001-4000
Z 4001-6000



P452



S758
S766
S920
S984
S986



HU100TE

Z 1-2000
Z 2001-4000
Z 4001-6000



3579



HU100FH

Z 1-2000
Z 2001-4000
Z 4001-6000
. 0001-3679

HUF - VALEO

HUF - VALEO

1	2	2a	3	3a	3b	e1+e2	6	42+71	72	43+44a	12	15
---	---	----	---	----	----	-------	---	-------	----	--------	----	----

GTI
COMPATIBLE

IGNITION



CAR MAKE MODEL	FROM	TO	SILCA REF.	SILCA REF.	SILCA REF.	COPY	GEN.	TRANSP. TYPE	FAST COPY PLUS RW4 PLUS FAST COPY/RW4	FAST COPY PLUS RW4 PLUS	FAST COPY RW4	STP

For more info on the uses of car keys, refer to the Silca Electronic Keys Catalogue:



CHEVROLET USA

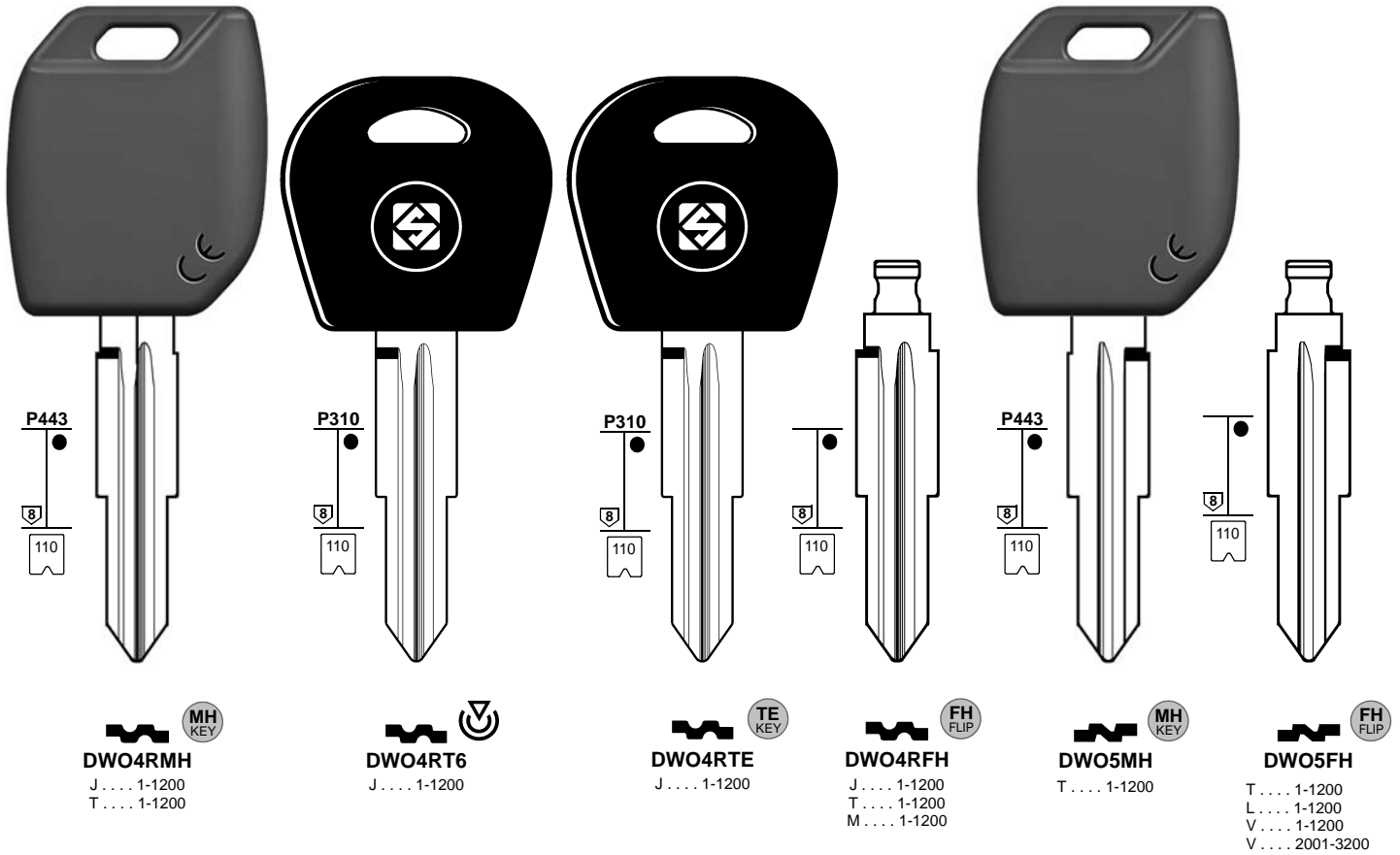
VOLT	2011							PH / CR2	46			
VOLT	2011		HU100MH	HU100TE	HU100FH	Y		PH / CR2	46	Y	P-BOX	
WHEELER	1997	2002	GM5-OR									
WHEELER	1997	2002	GM5-OR									
WHEELER	1997	2002	GM5CP									
WHEELER	1997	2002	GM5CP									

CHEVROLET-DAEWOO

ARANOS	1995	1997	HU46AT5					MEG	13	Y	Y	M-V
AVEO	2006	2011						MEG / CR	48-A	Y	Y	
AVEO	2006	2011	DWO4RT6		DWO4RFH			MEG / CR	48-A			
AVEO	2011							PH / CR2	46			
AVEO	2011		HU100MH	HU100TE	HU100FH	Y		PH / CR2	46	Y	P-BOX	

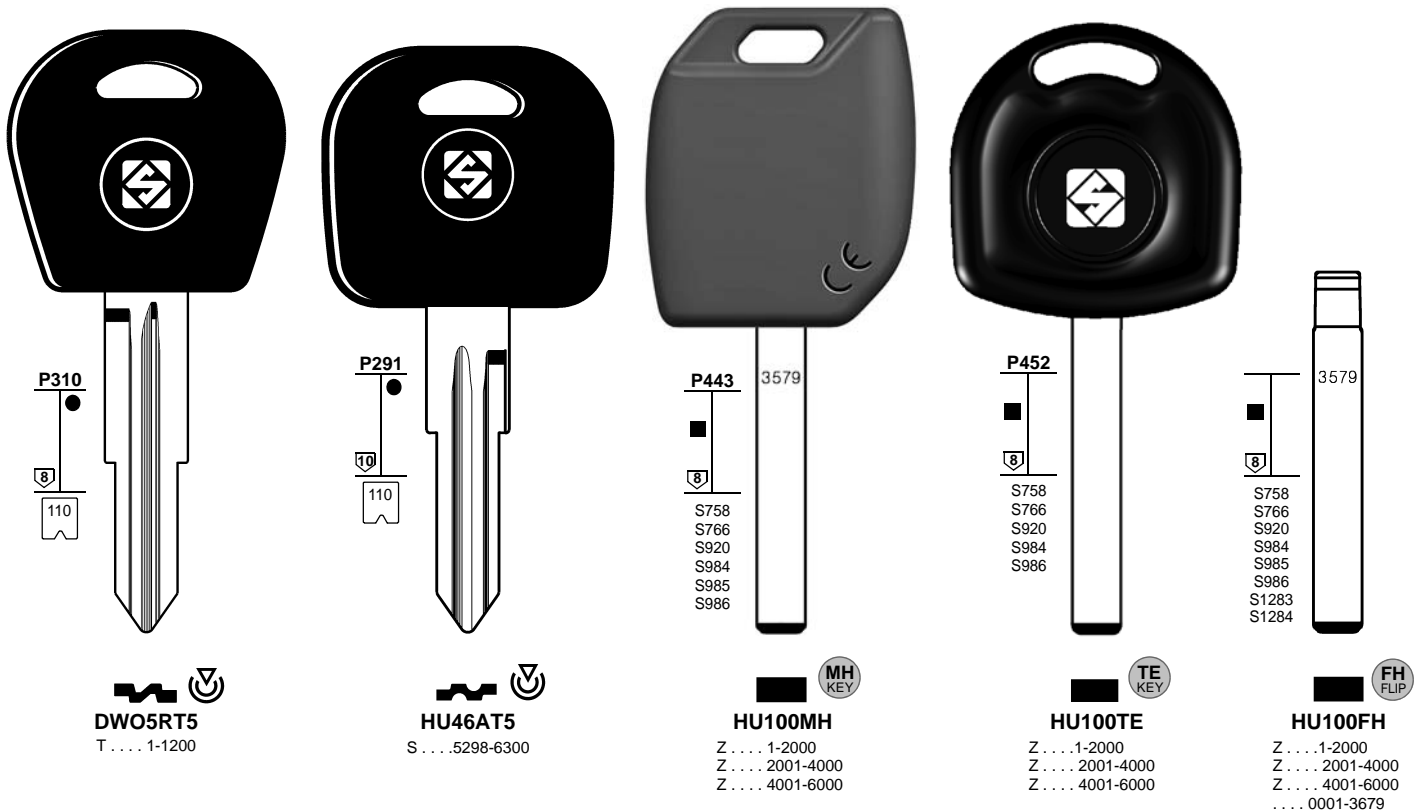
FOR:
PER:

CHEVROLET-DAEWOO

















FOR:
PER:

CHEVROLET-DAEWOO



HUF - VALEO

HUF - VALEO

1		2		2a	3	3a	3b	e1+e2		6	42+71	72	43+44a	12	15
								GTI COMPATIBLE		IGNITION					
CAR MAKE MODEL		FROM	TO	SILCA REF.	SILCA REF.	SILCA REF.	COPY	GEN.	TRANSP. TYPE	FAST COPY PLUS RW4 PLUS FAST COPY/RW4	FAST COPY PLUS RW4 PLUS	FAST COPY RW4	STP		
															

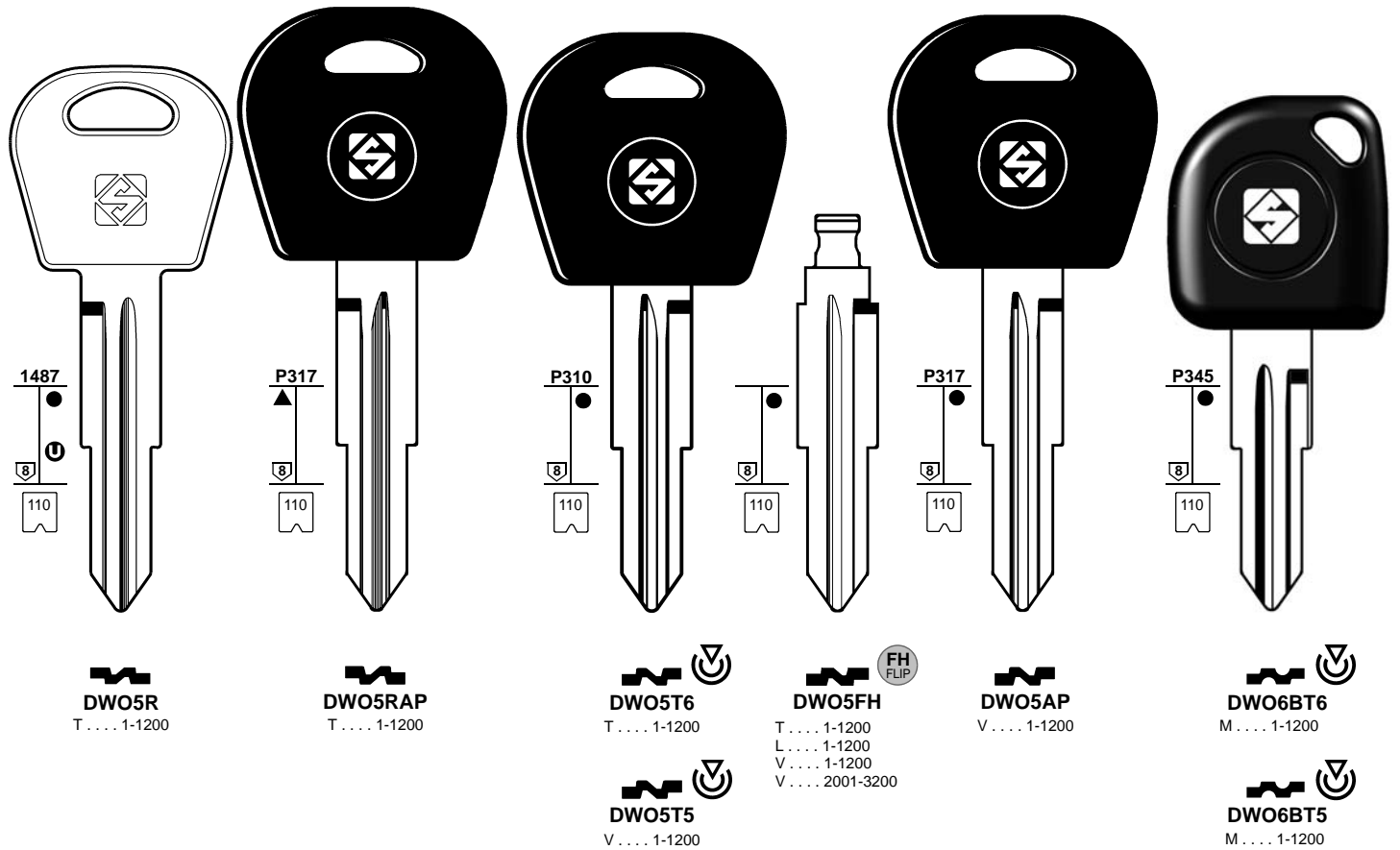
For more info on the uses of car keys, refer to the Silca Electronic Keys Catalogue: 

CHEVROLET-DAEWOO

CAPTIVA	2006								PH / CR2	46					
CAPTIVA	2006		DW05MH			DW05FH	Y		PH / CR2	46	Y		P-BOX		
CRUZE	2009								PH / CR2	46					
CRUZE	2009		HU100MH	HU100TE		HU100FH	Y		PH / CR2	46	Y		P-BOX		
EPICA	2006								TEX / CR	60					
EPICA	2006		DW05MH			DW05FH	Y	Y	TEX / CR	60	Y		P-BOX		
EPICA	2008								TEX / CR	XX					
EPICA	2008		DW05MH			DW05FH	Y		TEX / CR	XX	Y		P-BOX		
ESPERO	1995	1997	HU46AT5						MEG	13	Y		Y	M-V	
EVANDA	2003	2006							TEX / CR	60					
EVANDA	2003	2006	DW05MH			DW05FH	Y	Y	TEX / CR	60	Y		P-BOX		
KALOS	2002	2006	DW04RT6			DW04RFH			MEG / CR	48-A					
KALOS	2002	2006							MEG / CR	48-A	Y		Y		
LACETTI	2002	2004	DW04RT6			DW04RFH			MEG / CR	48-A					
LACETTI	2002	2004							MEG / CR	48-A	Y		Y		
LACETTI	2004	2009							TEX / CR	60					
LACETTI	2004	2009	DW04RMH	DW04RTE		DW04RFH	Y	Y	TEX / CR	60	Y		P-BOX		
LANOS	1997	2002	DW05RT5						MEG	13	Y		Y	M-V	

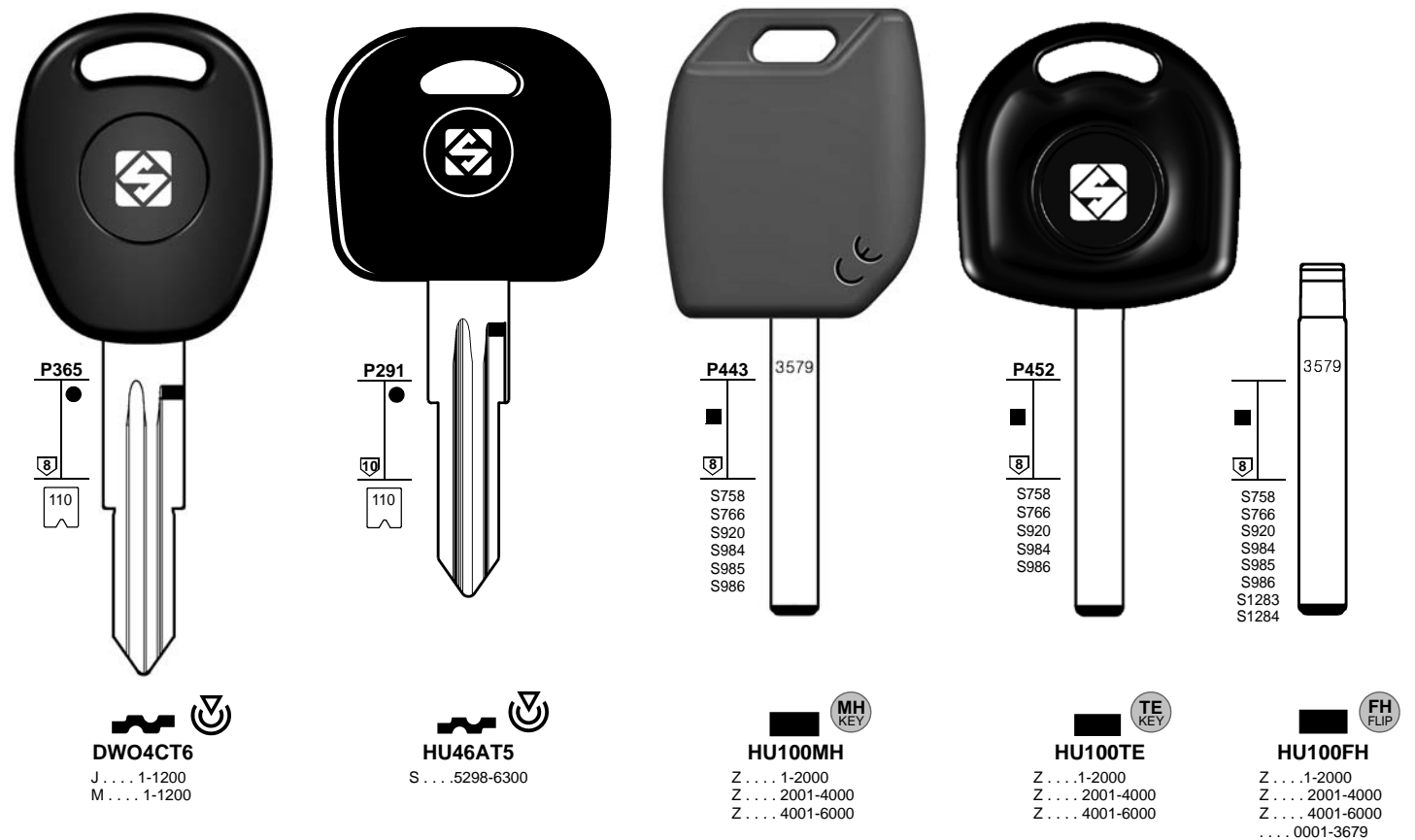
FOR:
PER:

CHEVROLET-DAEWOO


















FOR:
PER:

CHEVROLET-DAEWOO



VALEO

VALEO

1	2	2a	3	3a	3b	e1+e2		6	42+71	72	43+44a	12	15
						GTI COMPATIBLE		IGNITION					
													
CAR MAKE MODEL	FROM	TO	SILCA REF.	SILCA REF.	SILCA REF.	COPY	GEN.	TRANSP. TYPE	FAST COPY PLUS RW4 PLUS FAST COPY/RW4	FAST COPY PLUS RW4 PLUS	FAST COPY RW4	STP	
													

For more info on the uses of car keys, refer to the Silca Electronic Keys Catalogue:



CHEVROLET-DAEWOO

LANOS	1997	2002	DWO5R										
LANOS	1997	2002	DWO5RAP										
LANOS	2002	2004						MEG / CR	48-A	Y	Y		
LEGANZA	1997	2000	DWO5T5		DWO5FH			MEG	13	Y	Y	M-V	
LEGANZA	1997	2000	DWO5AP		DWO5FH								
LEGANZA	2000	2008	DWO5T6		DWO5FH			MEG / CR	48-A				
LEGANZA	2000	2008						MEG / CR	48-A	Y	Y		
LEGANZA (USA)	2001	2004	DWO5T5		DWO5FH			MEG	13	Y	Y		
MALIBU	2012							PH / CR2	46				
MALIBU	2012		HU100MH	HU100TE	HU100FH	Y		PH / CR2	46	Y	P-BOX		
MATIZ	1998	2000	DWO6BT5					MEG	13	Y	Y	M-V	
MATIZ	2001	2005	DWO6BT6					MEG / CR	48-A				
MATIZ	2001	2005						MEG / CR	48-A	Y	Y		
MATIZ	2006		DWO4CT6					MEG / CR	48-A				
MATIZ	2006							MEG / CR	48-A	Y	Y		
NEXIA	1995	1997	HU46AT5					MEG	13	Y	Y	M-V	

FOR:
PER:

CHEVROLET-DAEWOO

1487

P317

P310

P310

P443

8 110

8 110

8 110

8 110

8 110

DWO4R

J 1-1200

DWO4RAP

J 1-1200
M 1-1200

DWO4RT6

J 1-1200

DWO4RT5

J 1-1200

TE KEY

DWO4RTE

J 1-1200

MH KEY

DWO4RMH

J 1-1200
T 1-1200

FOR:
PER:

CHEVROLET-DAEWOO

P365

P384

P443

P452

3579

3579

8 110

8 110

8 110

8 110

8 110

8 110

DWO4RFH

J 1-1200
T 1-1200

DWO4CT6

J 1-1200
M 1-1200

DWO7BP

HU100MH

Z 1-2000
Z 2001-4000
Z 4001-6000

HU100TE

Z 1-2000
Z 2001-4000
Z 4001-6000

HU100FH

Z 1-2000
Z 2001-4000
Z 4001-6000
. . . . 0001-3679

FH FLIP

MH KEY

TE KEY

FH FLIP

HUF - VALEO

HUF - VALEO

1	2	2a	3	3a	3b	e1+e2		6	42+71	72	43+44a	12	15
						GTI COMPATIBLE		IGNITION 					
CAR MAKE MODEL	FROM	TO	SILCA REF.	SILCA REF.	SILCA REF.	COPY	GEN.	TRANSP. TYPE	FAST COPY PLUS RW4 PLUS FAST COPY/RW4	FAST COPY PLUS RW4 PLUS	FAST COPY RW4	STP	

For more info on the uses of car keys, refer to the Silca Electronic Keys Catalogue:

CHEVROLET-DAEWOO

NUBIRA	1997	2000	DWO4RT5		DWO4RFH			MEG	13	Y	Y	M-V	
NUBIRA	1997	2000	DWO4R		DWO4RFH								
NUBIRA	1997	2000	DWO4RAP		DWO4RFH								
NUBIRA	2000	2002	DWO4RT6		DWO4RFH			MEG / CR	48-A				
NUBIRA	2000	2002						MEG / CR	48-A	Y	Y		
NUBIRA	2002	2006	DWO4CT6					MEG / CR	48-A				
NUBIRA	2002	2006						MEG / CR	48-A	Y	Y		
NUBIRA SW	2004	2009						TEX / CR	60				
NUBIRA SW	2004	2009	DWO4RMH	DWO4RTE	DWO4RFH	Y	Y	TEX / CR	60	Y	P-BOX		
ORLANDO	2011							PH / CR2	46				
ORLANDO	2011		HU100MH	HU100TE	HU100FH	Y		PH / CR2	46	Y	P-BOX		
SPARK	2009							SOK / CR	8E				
TACUMA	2000	2008	DWO4RT6		DWO4RFH			MEG / CR	48-A				
TACUMA	2000	2002	DWO4R		DWO4RFH								
TACUMA	2000	2008						MEG / CR	48-A	Y	Y		
TRAX	2013							PH / CR2	46				
TRAX	2013		HU100MH	HU100TE	HU100FH	Y		PH / CR2	46	Y	P-BOX		
VOLT	2012							PH / CR2	46				
VOLT	2012		HU100MH	HU100TE	HU100FH	Y		PH / CR2	46	Y	P-BOX		
SOME MOLDELS	2002		DWO7BP										

FOR:
PER:

CHRYSLER

P135
▲ ●
7
537
745

1128
●
7/8
537
745

P270
●
7/8
537
745

P462
●
7/8
537
745

P443
●
7/8
537
745

P443
●
7/8
537
745

CY22P
M 1-2618
FL 1-262
L 1-3580

CY24
L 1-3580
M 1-2618

CY24BP
L 1-3580
M 1-2618

CY24TE **TE KEY**
L 1-3580
M 1-2618

CY24MH **MH KEY**
L 1-3580
M 1-2618

CY24FH **FH FLIP**
L 1-3580
M 1-2618
FT 1001-3000

FOR:
PER:

CHRYSLER

P337
●
7/8
537
745

P337
●
8
754

P337
●
7/8
537
745

















P442
●
7/8
537
745

Y160-PT
L 1-3580
M 1-2618

Y162-PT
M 1-2618

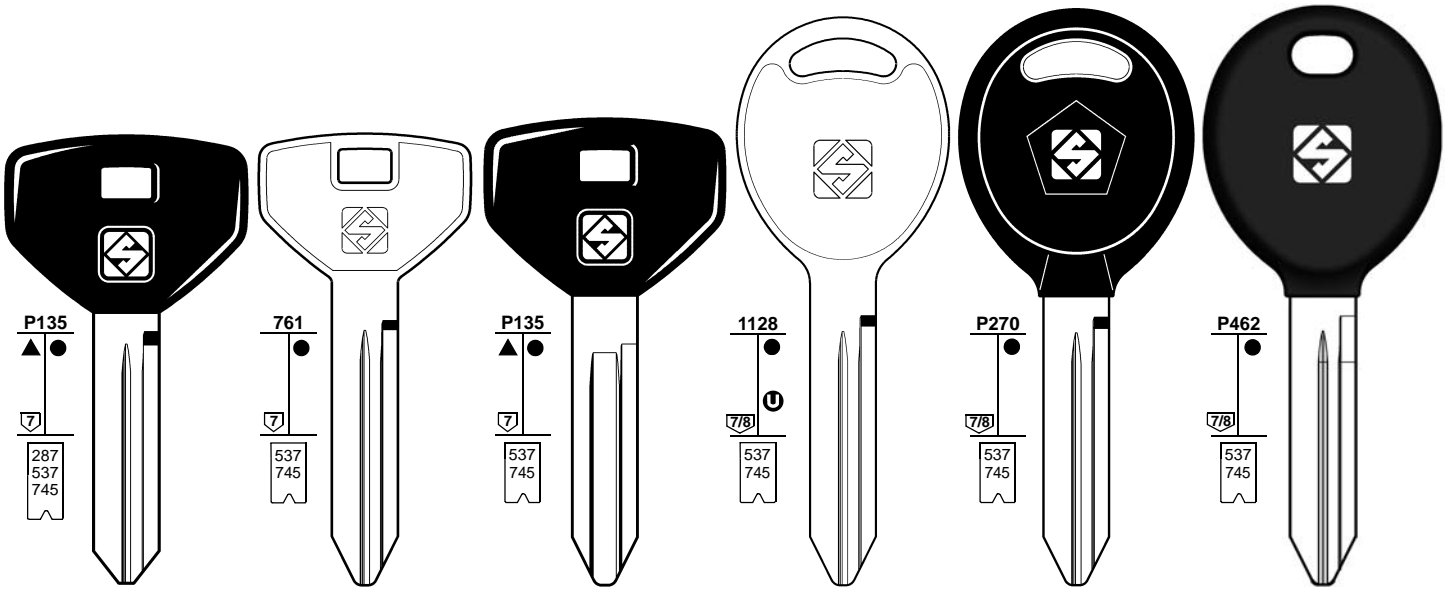
Y164-PT
L 1-3580
M 1-2618

EK3P-Y170
L 1-3580
M 1-2618

1	2	2a	3	3a	3b	e1+e2		6	42+71	72	43+44a	12	15
						GTI COMPATIBLE		IGNITION 					
CAR MAKE MODEL	FROM	TO	SILCA REF.	SILCA REF.	SILCA REF.	COPY	GEN.	TRANSP. TYPE	FAST COPY PLUS RW4 PLUS FAST COPY/RW4	FAST COPY PLUS RW4 PLUS	FAST COPY RW4	STP	
													
For more info on the uses of car keys, refer to the Silca Electronic Keys Catalogue: 													
CHRYSLER													
200	2011		Y164-PT					PH / CR2	46				
200	2011		CY24MH	CY24TE	CY24FH	Y	Y	PH / CR2	46	Y	P-BOX		
300	1998	2004	CY24MH	CY24TE	CY24FH	Y	Y	TEX / CR	64	Y	P-BOX		
300	1999	2004	Y160-PT					TEX / CR	64				F
300	2005	2008	Y164-PT					PH / CR2	46				F
300	2005	2008	CY24MH	CY24TE	CY24FH	Y	Y	PH / CR2	46	Y	P-BOX		
300	2008	2011						PH / CR2	46				
300	2008		EK3P-Y170					PH / CR2	46	Y	P-BOX		
300	2012		SMARTKEY					PH / CR2	46				
ASPEN	2007	2009	Y164-PT					PH / CR2	46				F
ASPEN	2007	2009	CY24MH	CY24TE	CY24FH	Y	Y	PH / CR2	46	Y	P-BOX		
CIRRUS	1999	2000	Y160-PT					TEX / CR	64				F
CIRRUS	1999	2000	CY24MH	CY24TE	CY24FH	Y	Y	TEX / CR	64	Y	P-BOX		
CIRRUS Convertible	2001	2002	Y160-PT					TEX / CR	64				F
CIRRUS Convertible	2001	2002	CY24MH	CY24TE	CY24FH	Y	Y	TEX / CR	64	Y	P-BOX		
CIRRUS SEDAN	2001	2002	Y160-PT					TEX / CR	64				F
CIRRUS SEDAN	2001	2002	CY24MH	CY24TE	CY24FH	Y	Y	TEX / CR	64	Y	P-BOX		
CONCORDE	1998	2004	Y160-PT					TEX / CR	64				F
CONCORDE	1998	2004	CY24MH	CY24TE	CY24FH	Y	Y	TEX / CR	64	Y	P-BOX		
CROSSFIRE	2003	2007						PH	33				
GRAND VOYAGER	1996	1997	CY24BP										
GRAND VOYAGER	1996	1997	CY24										
LHS	1999	2001	Y160-PT					TEX / CR	64				F
LHS	1999	2001	CY24MH	CY24TE	CY24FH	Y	Y	TEX / CR	64	Y	P-BOX		
NEON	2000	2005	Y160-PT					TEX / CR	64				F
NEON	2000	2005	CY24MH	CY24TE	CY24FH	Y	Y	TEX / CR	64	Y	P-BOX		
NEW YORKER	1998	2001	CY24MH	CY24TE	CY24FH	Y	Y	TEX / CR	64	Y	P-BOX		
NEW YORKER	1999	2004	Y160-PT					TEX / CR	64				F
PACIFICA	2004	2008	Y164-PT					PH / CR2	46				
PACIFICA	2004	2008	CY24MH	CY24TE	CY24FH	Y	Y	PH / CR2	46	Y	P-BOX		
PROWLER	2001	2002	CY22P										
PT CRUISER	2001	2005	Y160-PT					TEX / CR	64				F
PT CRUISER	2001	2005	CY24MH	CY24TE	CY24FH	Y	Y	TEX / CR	64	Y	P-BOX		
PT CRUISER	2006	2011	Y164-PT					PH / CR2	46				
PT CRUISER	2006	2011	CY24MH	CY24TE	CY24FH	Y	Y	PH / CR2	46	Y	P-BOX		
PT CRUISER LE	2001	2005	Y160-PT					TEX / CR	64				F
PT CRUISER LE	2001	2005	CY24MH	CY24TE	CY24FH	Y	Y	TEX / CR	64	Y	P-BOX		
SEBRING	2007	2011	Y164-PT					PH / CR2	46				
SEBRING	2007	2011	CY24MH	CY24TE	CY24FH	Y	Y	PH / CR2	46	Y	P-BOX		
SEBRING CONVERT	2001	2006	Y160-PT					TEX / CR	64				F
SEBRING CONVERT	2001	2006	CY24MH	CY24TE	CY24FH	Y	Y	TEX / CR	64	Y	P-BOX		
SEBRING CONVERT	2007	2011	Y164-PT					PH / CR2	46				
SEBRING CONVERT	2007	2011	CY24MH	CY24TE	CY24FH	Y	Y	PH / CR2	46	Y	P-BOX		
Sebring Coupè	2001	2005	Y162-PT					TEX / CR	60				
SEBRING SEDAN	1998	2006	Y160-PT					TEX / CR	64				F
SEBRING SEDAN	1999	2006	CY24MH	CY24TE	CY24FH	Y	Y	TEX / CR	64	Y	P-BOX		

FOR:
PER:

CHRYSLER



CY19P
J 1-3580

CY16P
F 0-1394
G 0-1394
M 1-2618
L 1-3580

CY23
M 1-2618
L 1-3580

CY22P
M 1-2618
FL . . . 1-262
L 1-3580

CY24
L 1-3580
M 1-2618

CY24BP
L 1-3580
M 1-2618

CY24TE TE KEY
L 1-3580
M 1-2618

FOR:
PER:

CHRYSLER



CY24FH FH FLIP
L 1-3580
M 1-2618
FT . . . 1001-3000

CY24MH MH KEY
L 1-3580
M 1-2618

Y160-PT
L 1-3580
M 1-2618

Y162-PT
M 1-2618

Y164-PT
L 1-3580
M 1-2618

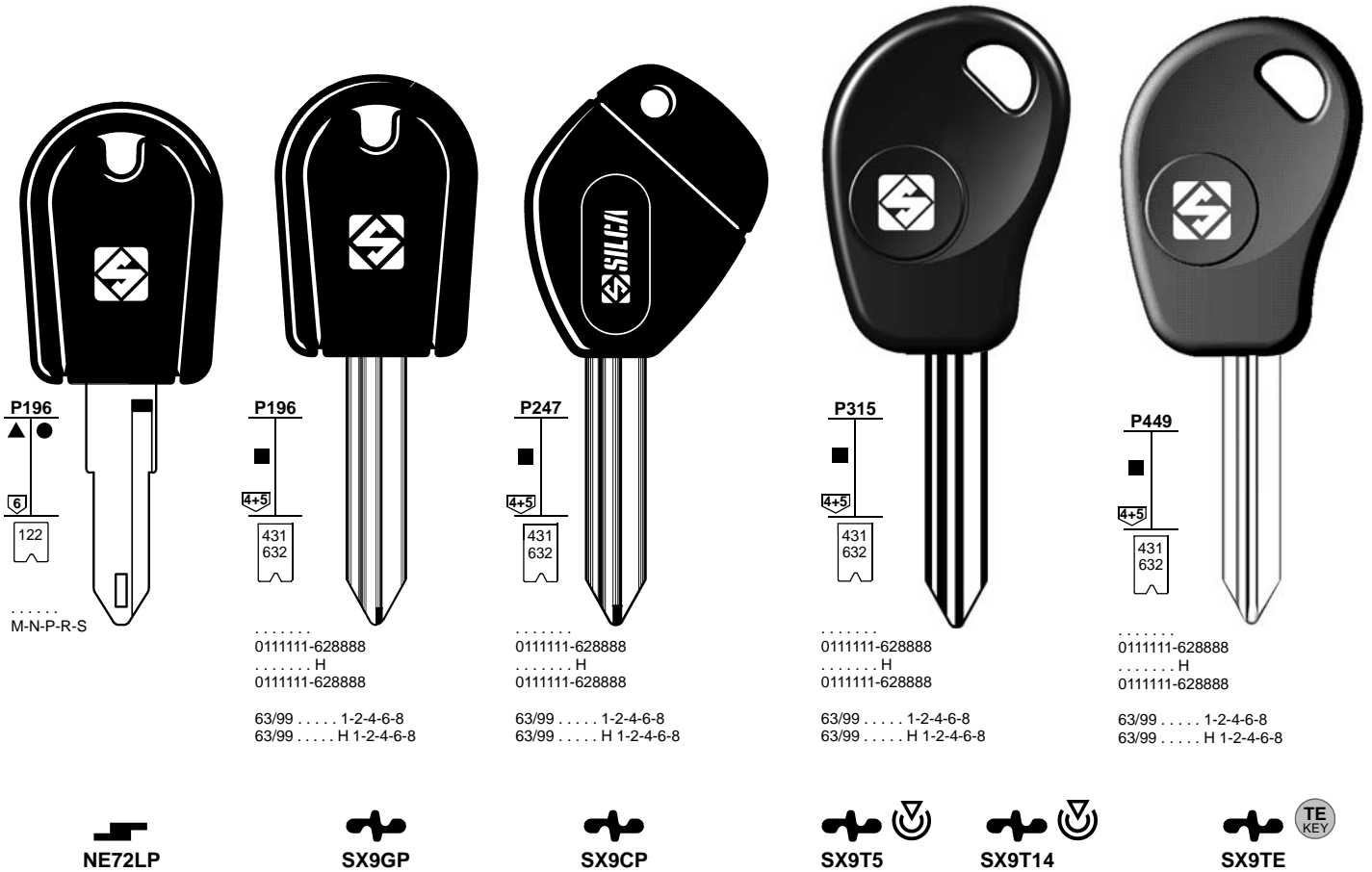
EK3P-Y170
L 1-3580
M 1-2618

MITSUBISHI

1	2	2a	3	3a	3b	e1+e2		6	42+71	72	43+44a	12	15
						GTI COMPATIBLE		IGNITION					
CAR MAKE MODEL	FROM	TO	SILCA REF.	SILCA REF.	SILCA REF.	COPY	GEN.	TRANSP. TYPE	FAST COPY PLUS RW4 PLUS FAST COPY/RW4	FAST COPY PLUS RW4 PLUS	FAST COPY RW4	STP	
For more info on the uses of car keys, refer to the Silca Electronic Keys Catalogue:													
CHRYSLER													
STRATUS	1995	1999	CY22P										
STRATUS	1995	1999	CY22P										
STRATUS	1995	1999											
STRATUS	1995	1999											
STRATUS	1995	1999	CY23										
STRATUS	1995	1999	CY23										
STRATUS	1998	2006	Y160-PT					TEX / CR	64				F
STRATUS	1998	2006	CY24MH	CY24TE	CY24FH	Y	Y	TEX / CR	64	Y	P-BOX		
STRATUS 2 DR.	2001	2005	Y162-PT					TEX / CR	60				
TOWN & COUNTRY	2001	2004	Y160-PT					TEX / CR	64				F
TOWN & COUNTRY	2001	2004	CY24MH	CY24TE	CY24FH	Y	Y	TEX / CR	64	Y	P-BOX		
TOWN & COUNTRY	2004	2007	Y164-PT					PH / CR2	46				
TOWN & COUNTRY	2004	2007	CY24MH	CY24TE	CY24FH	Y	Y	PH / CR2	46	Y	P-BOX		
TOWN & COUNTRY	2008							PH / CR2	46				
TOWN & COUNTRY	2008		EK3P-Y170					PH / CR2	46	Y	P-BOX		
VIPER	1992	1992	CY16P										
VIPER	1993	1993	CY19P										
VIPER	1994	2002	CY22P										
VIPER	2003	2006	CY24BP										
VISION	1995	1998	CY22P										
VISION	1995	1998	CY23										
VISION	1995	1998	CY23										
VISION	1998		Y160-PT					TEX / CR	64				
VISION	1998		CY24MH	CY24TE	CY24FH	Y	Y	TEX / CR	64	Y	P-BOX		
VOYAGER	1995	1998	CY22P										
VOYAGER	1995	1998	CY22P										
VOYAGER	1995	1998											
VOYAGER	1995	1998											
VOYAGER	1995	1998	CY23										
VOYAGER	1998	2003	Y160-PT					TEX / CR	64				F
VOYAGER	1998	2003	CY24MH	CY24TE	CY24FH	Y	Y	TEX / CR	64	Y	P-BOX		
VOYAGER	2004	2007	Y164-PT					PH / CR2	46				
VOYAGER	2004	2007	CY24MH	CY24TE	CY24FH	Y	Y	PH / CR2	46	Y	P-BOX		
VOYAGER	2008		EK3P-Y170					PH / CR2	46	Y	P-BOX		
VOYAGER	2008							PH / CR2	46				F
SOME MODELS	1996	1997	CY24										
SOME MODELS	1996	1997	CY24BP										

FOR:
PER:

CITROËN



P196
▲ ●
6
122
.....
M-N-P-R-S

P196
■
4+5
431
632
.....
0111111-628888
..... H
0111111-628888

P247
■
4+5
431
632
.....
0111111-628888
..... H
0111111-628888

P315
■
4+5
431
632
.....
0111111-628888
..... H
0111111-628888

P449
■
4+5
431
632
.....
0111111-628888
..... H
0111111-628888

63/99 1-2-4-6-8
63/99 H 1-2-4-6-8

63/99 1-2-4-6-8
63/99 H 1-2-4-6-8

63/99 1-2-4-6-8
63/99 H 1-2-4-6-8


63/99 1-2-4-6-8
63/99 H 1-2-4-6-8



SIMPLEX

FOR:
PER:

CITROËN



P443
■
4+5
431
632

P386
■
6
S681
S823
S830

P443
●
6
S823
S830
S681
S850
S860
S903
S1336

●
6
S681
S823
S830
S850
S860
S903
S1336

SX9MH
.....
0111111-628888
..... H
0111111-628888

63/99 1-2-4-6-8
63/99 H 1-2-4-6-8
















VA2T14
..... 1-2-3-4-Q-5-6-7-8-H
..... A-B-C-D-E-F

VA6MH
..... 1234Q5678H
..... ABCDEF
..... 12897-A9999

VA6FH
..... 12897-A9999
..... ABCDEF
..... 1234Q5678H

HUF - VALEO

HUF - VALEO

1	2	2a	3	3a	3b	e1+e2		6	42+71	72	43+44a	12	15
						GTI COMPATIBLE		IGNITION 					
CAR MAKE MODEL	FROM	TO	SILCA REF.	SILCA REF.	SILCA REF.	COPY	GEN.	TRANSP. TYPE	FAST COPY PLUS RW4 PLUS FAST COPY/RW4	FAST COPY PLUS RW4 PLUS	FAST COPY RW4	STP	
													

For more info on the uses of car keys, refer to the Silca Electronic Keys Catalogue:



CITROËN

AX	1994	1994	NE72LP																
AX	1995	1997	SX9GP																
BERLINGO	1997	1998	SX9CP																
BERLINGO	2001	2002	SX9T14					PH / CR2	46										
BERLINGO	2001	2002	SX9MH	SX9TE			Y	Y	PH / CR2	46	Y		P-BOX						
BERLINGO	2002		VA6MH		VA6FH		Y	Y	PH / CR2	46	Y		P-BOX						
BERLINGO	2002		VA2T14						PH / CR2	46									
BERLINGO [SB]	1998	2001	SX9T5						PH	33	Y		Y	G-C					
BERLINGO [SV]	1998	2001	SX9T5						PH	33	Y		Y	G-V					

FOR:
PER:

CITROËN

P293
288

P443
288

P315
431
632

P449
431
632

P443
431
632

0111111-628888
..... H
0111111-628888
63/99 1-2-4-6-8
63/99 H 1-2-4-6-8

0111111-628888
..... H
0111111-628888
63/99 1-2-4-6-8
63/99 H 1-2-4-6-8

0111111-628888
..... H
0111111-628888
63/99 1-2-4-6-8
63/99 H 1-2-4-6-8

TE KEY
MIT11RTE
..... 30010-32009

MH KEY
MIT11RMH
..... 30010-32009

FH FLIP
MIT11RFH
..... 30010-32009

SX9T14

TE KEY
SX9TE

MH KEY
SX9MH

SIMPLEX

FOR:
PER:

CITROËN

P386
S681
S823
S830

P454
S620
S767
S1117

P443
S620
S1117

P443
S823
S830
S681
S850
S860
S903
S1336

..... 1-2-3-4-Q-5-6-7-8-H
..... A-B-C-D-E-F

..... 1-2000

..... 1-2000

..... 1-2000

..... 1234Q5678H
..... ABCDEF
..... 12897-A9999

..... 12897-A9999
..... ABCDEF
..... 1234Q5678H

TE KEY
VA2T14
..... 1-2-3-4-Q-5-6-7-8-H
..... A-B-C-D-E-F

MH KEY
HU83TE
..... 1-2000

MH KEY
HU83MH
..... 1-2000

FH FLIP
HU83FH
..... 1-2000
















MH KEY
VA6MH
..... 1234Q5678H
..... ABCDEF
..... 12897-A9999

FH FLIP
VA6FH
..... 12897-A9999
..... ABCDEF
..... 1234Q5678H

VALEO

VALEO

VALEO

1	2	2a	3	3a	3b	e1+e2		6	42+71	72	43+44a	12	15
						GTI COMPATIBLE		IGNITION 					
CAR MAKE MODEL	FROM	TO	SILCA REF.	SILCA REF.	SILCA REF.	COPY	GEN.	TRANSP. TYPE	FAST COPY PLUS RW4 PLUS FAST COPY/RW4	FAST COPY PLUS RW4 PLUS	FAST COPY RW4	STP	
													

For more info on the uses of car keys, refer to the Silca Electronic Keys Catalogue:



CITROËN

C-CROSSER	2007							PH / CR2	46				
C-CROSSER	2007		MIT11RMH	MIT11RTE	MIT11RFH	Y	Y	PH / CR2	46	Y	P-BOX		
C-ZERO	2011							PH / CR2	46				
C-ZERO	2011		MIT11RMH	MIT11RTE	MIT11RFH	Y	Y	PH / CR2	46	Y	P-BOX		
C1	2004							TEX / CR	70				
C1	2004		VA6MH		VA6FH	Y	Y	TEX / CR	70	Y	P-BOX		
C2	2003		VA2T14					PH / CR2	46				
C2	2003		VA6MH		VA6FH	Y	Y	PH / CR2	46	Y	P-BOX		
C3	2002		VA2T14					PH / CR2	46				
C3	2002		VA6MH		VA6FH	Y	Y	PH / CR2	46	Y	P-BOX		
C3 PICASSO	2008		VA6MH		VA6FH	Y	Y	PH / CR2	46	Y	P-BOX		
C4	2005		VA2T14					PH / CR2	46				
C4	2005		VA6MH		VA6FH	Y	Y	PH / CR2	46	Y	P-BOX		
C4 AIRCROSS	2012		SMARTKEY					PH / CR2	46				
C4 PICASSO	2006		HU83T14					PH / CR2	46				
C4 PICASSO	2006		HU83MH	HU83TE	HU83FH	Y	Y	PH / CR2	46	Y	P-BOX		
C5	2000	2004	SX9MH	SX9TE		Y	Y	PH / CR2	46	Y	P-BOX		
C5	2001	2005	SX9T14					PH / CR2	46				
C5	2006	2008	VA2T14					PH / CR2	46				
C5	2006	2008	VA6MH		VA6FH	Y	Y	PH / CR2	46	Y	P-BOX		
C5	2008							PH / CR2	46				
C5	2008		HU83MH	HU83TE	HU83FH	Y	Y	PH / CR2	46	Y	P-BOX		
C6	2006		VA2T14					PH / CR2	46				
C6	2006		VA6MH		VA6FH	Y	Y	PH / CR2	46	Y	P-BOX		
C8	2002		HU83T14					PH / CR2	46				
C8	2002		HU83MH	HU83TE	HU83FH	Y	Y	PH / CR2	46	Y	P-BOX		
DISPATCH	2002	2006	SX9T14					PH / CR2	46				
DISPATCH	2002	2006	SX9MH	SX9TE		Y	Y	PH / CR2	46	Y	P-BOX		
DISPATCH	2007		HU83T14					PH / CR2	46				
DISPATCH	2007		HU83MH	HU83TE	HU83FH	Y	Y	PH / CR2	46	Y	P-BOX		
DS3	2010		VA6MH		VA6FH	Y		PH / CR2	46	Y	P-BOX		
DS4	2011		VA6MH		VA6FH	Y		PH / CR2	46	Y	P-BOX		
DS5	2012		SMARTKEY					PH / CR2	46				

FOR:
PER:

CITROËN

 <p>P247</p> <p>4+5</p> <p>431 632</p> <p>..... 0111111-628888 H 0111111-628888 63/99 1-2-4-6-8 63/99 H 1-2-4-6-8</p>	 <p>P315</p> <p>4+5</p> <p>431 632</p> <p>..... 0111111-628888 H 0111111-628888 63/99 1-2-4-6-8 63/99 H 1-2-4-6-8</p>	 <p>P449</p> <p>4+5</p> <p>431 632</p> <p>..... 0111111-628888 H 0111111-628888 63/99 1-2-4-6-8 63/99 H 1-2-4-6-8</p>	 <p>P443</p> <p>4+5</p> <p>431 632</p> <p>..... 0111111-628888 H 0111111-628888 63/99 1-2-4-6-8 63/99 H 1-2-4-6-8</p>	 <p>P128</p> <p>6/7</p> <p>108 283 437</p> <p>N 6001-7000 6001-7000 V 1-3056 3001-4000 J 3001-6732 V 5001-8058 AB 6001-6891</p>
---	---	---	--	---



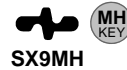
SIMPLEX



SIMPLEX



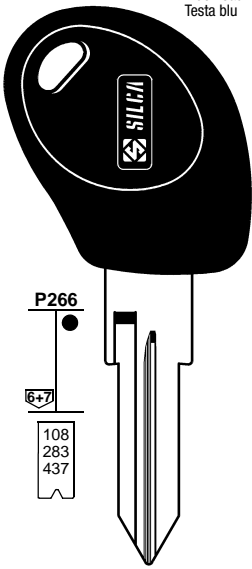
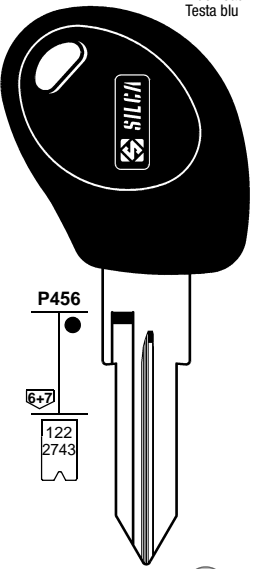
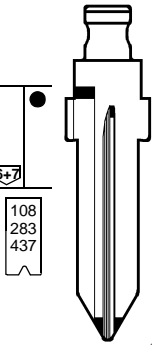
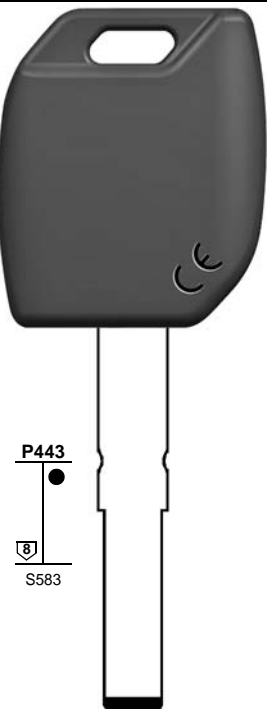
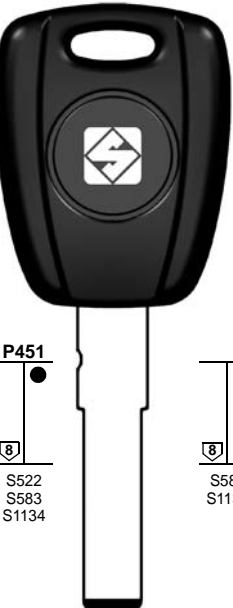
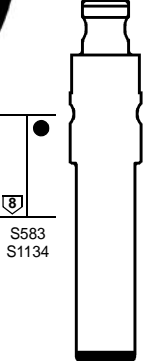
SIMPLEX



GIOBERT

FOR:
PER:

CITROËN

 <p>Blue head Testa blu</p> <p>P266</p> <p>6+7</p> <p>108 283 437</p> <p>GT10BT5</p> <p>..... 3001-4000 6001-7000 J 3001-6732 N 6001-7000 V 1-3056 V 5001-8058 AB 6001-6891</p>	 <p>Blue head Testa blu</p> <p>P456</p> <p>6+7</p> <p>122 2743</p> <p>GT10BTE</p> <p>..... 1/9 .. A/Z/A/Z MNPRS 0/90/9 MNPRS 1/9 .. A/Z MNPRS 1/9 .. A/Z MNPRS 1/9 .. A/Z MNPRS 1/9 .. A/Z MNPRS 1/9 .. A/Z MNPRS 1/9 .. A/Z MNPRS 3001-4000 6001-7000</p>	 <p>P108</p> <p>6+7</p> <p>108 283 437</p> <p>GT10FH</p> <p>J 3001-6732 N 6001-7000 V 0001-3056 V 5001-8058 AB 6001-6891 3001-4000 6001-7000</p>	 <p>P443</p> <p>8</p> <p>S583</p> <p>SIP36MH</p> <p>DE 1-11210</p>	 <p>P451</p> <p>8</p> <p>S522 S583 S1134</p> <p>SIP22TE</p> <p>DE 1-11210</p>	 <p>P583</p> <p>8</p> <p>S583 S1134</p> <p>SIP22FH</p> <p>DE 1-11210</p>
---	---	---	--	--	---

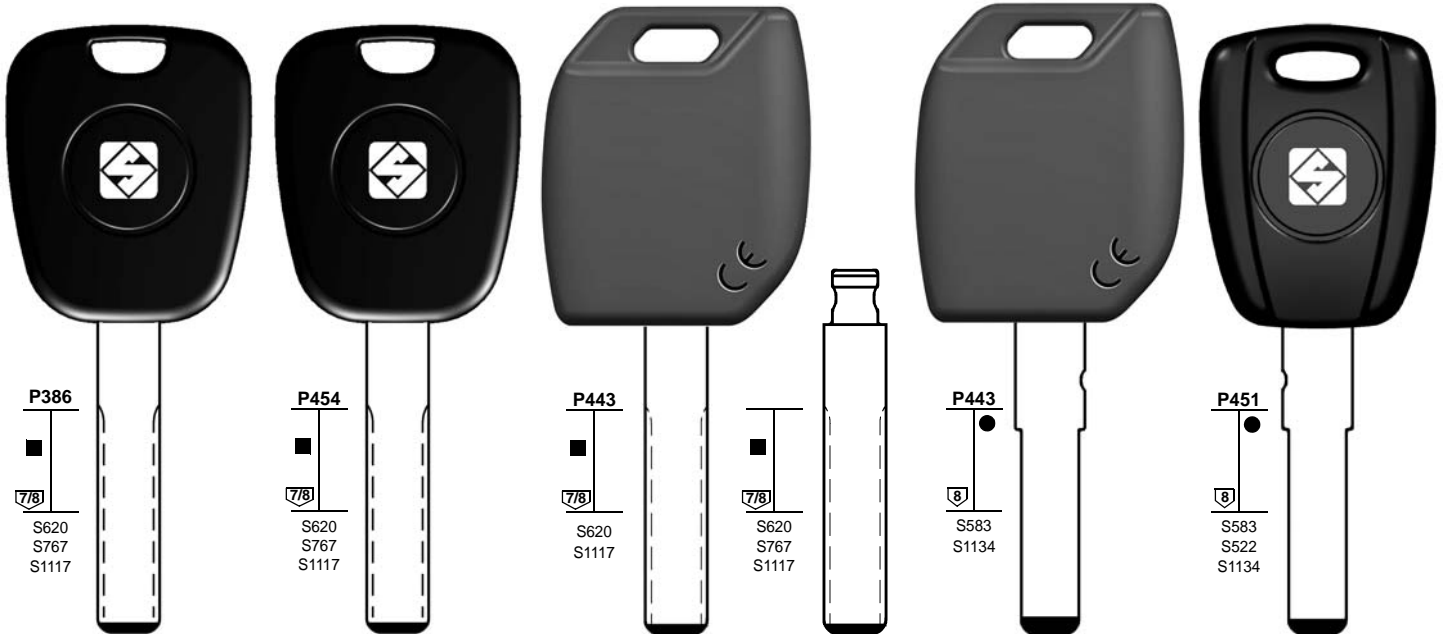
GIOBERT - TRW SIPEA

GIOBERT - TRW SIPEA

GIOBERT - TRW SIPEA

FOR:
PER:

CITROËN



HU83T14
..... 1-2000

HU83TE
..... 1-2000

HU83MH
..... 1-2000

HU83FH
..... 1-2000

SIP22MH
DE 1-11210

SIP22TE
DE 1-11210

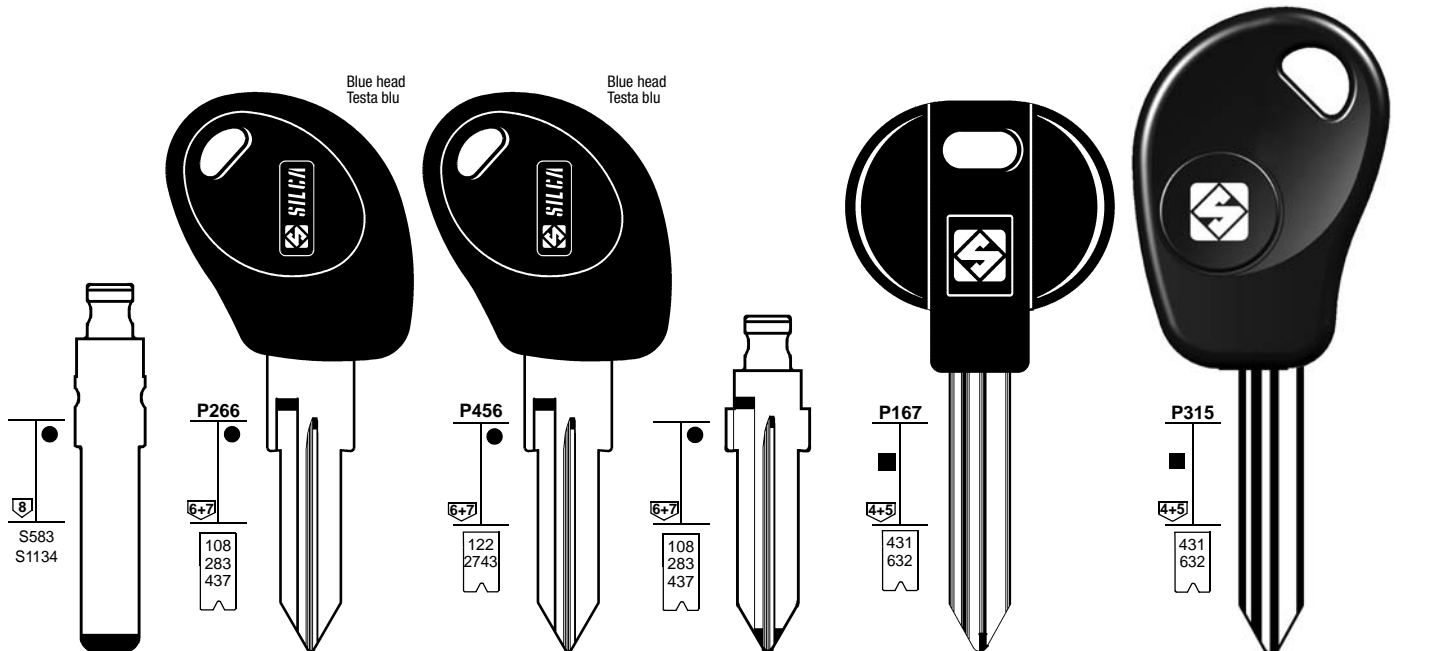
HUF - VALEO

HUF - VALEO

GIOBERT - TRW SIPEA

FOR:
PER:

CITROËN



SIP22FH
DE 1-11210

GT10BT5
..... 3001-4000
..... 6001-7000
J 3001-6732
N 6001-7000
V 1-3056
V 5001-8058
AB 6001-6891

GT10BTE
..... 1/9 ... A/Z/MNPRS
..... 0/90/9 MNPRS
..... 1/9 ... A/Z MNPRS
..... 1/9 ... A/Z MNPRS
..... 1/9 ... A/Z MNPRS
..... 1/9 ... A/Z MNPRS
..... 1/9 ... A/Z MNPRS
..... 3001-4000
..... 6001-7000

GT10FH
J 3001-6732
N 6001-7000
V 5001-8058
AB 6001-6891
..... 3001-4000
..... 6001-7000

SX9AP
63/99 H 12468
63/99 12468
..... H 0111111-628888
..... 0111111-628888

SX9T5
.....
0111111-628888
..... H
0111111-628888
63/99 1-2-4-6-8
63/99 H 1-2-4-6-8

SX9T14
.....
0111111-628888
..... H
0111111-628888
63/99 1-2-4-6-8
63/99 H 1-2-4-6-8

GIOBERT - TRW SIPEA

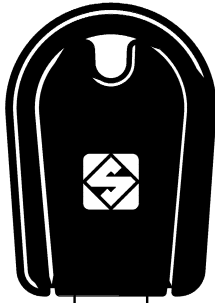
GIOBERT - TRW SIPEA

GIOBERT - TRW SIPEA

SIMPLEX

FOR:
PER:

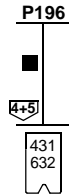

CITROËN



M-N-P-R-S



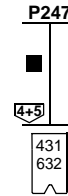
NE72LP



0111111-628888
..... H
0111111-628888
63/99 1-2-4-6-8
63/99 H 1-2-4-6-8



SX9GP



0111111-628888
..... H
0111111-628888
63/99 1-2-4-6-8
63/99 H 1-2-4-6-8

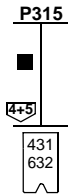


SX9CP

SIMPLEX

FOR:
PER:

CITROËN



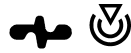
0111111-628888
..... H
0111111-628888
63/99 1-2-4-6-8
63/99 H 1-2-4-6-8



SX9T5



0111111-628888
..... H
0111111-628888
63/99 1-2-4-6-8
63/99 H 1-2-4-6-8



SX9T14



SX9T6



SX9TE



0111111-628888
..... H
0111111-628888
63/99 1-2-4-6-8
63/99 H 1-2-4-6-8



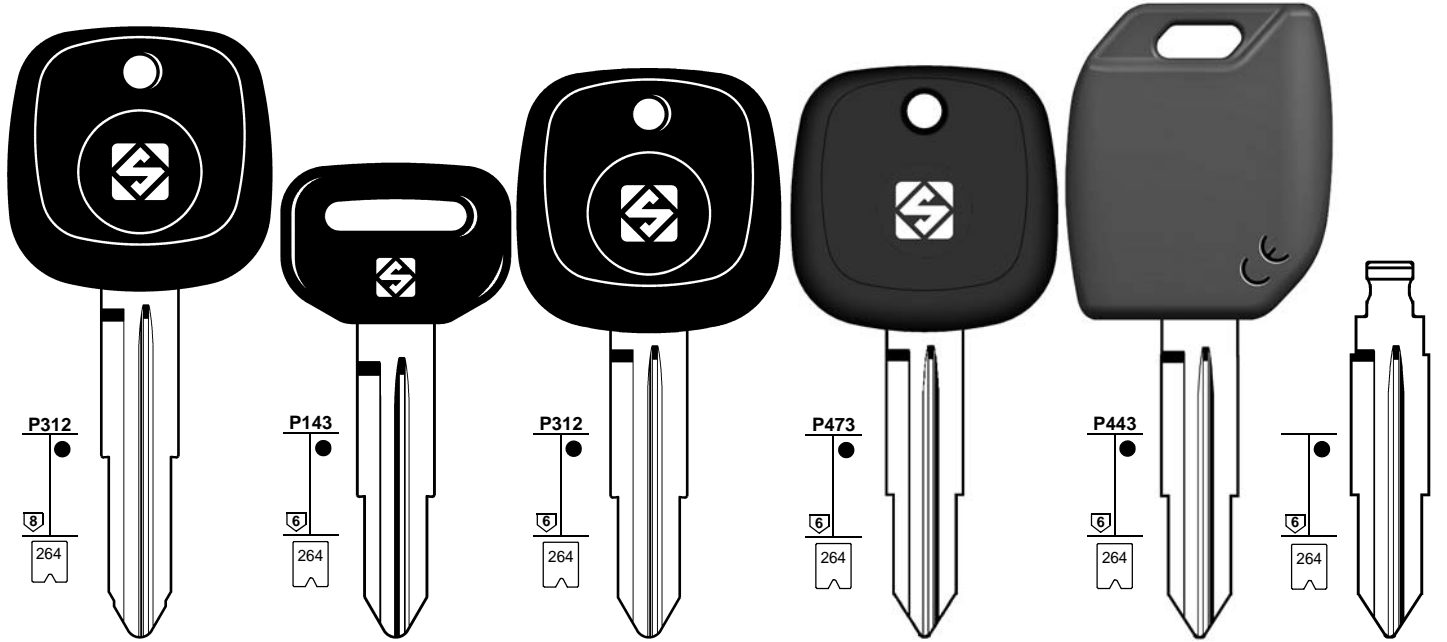
SX9MH

SIMPLEX

SIMPLEX

FOR:
PER:

DAIHATSU




DH4RT4
D 1-3000


DH5RP
D 3001-4000


DH5RT4
D 3001-4000

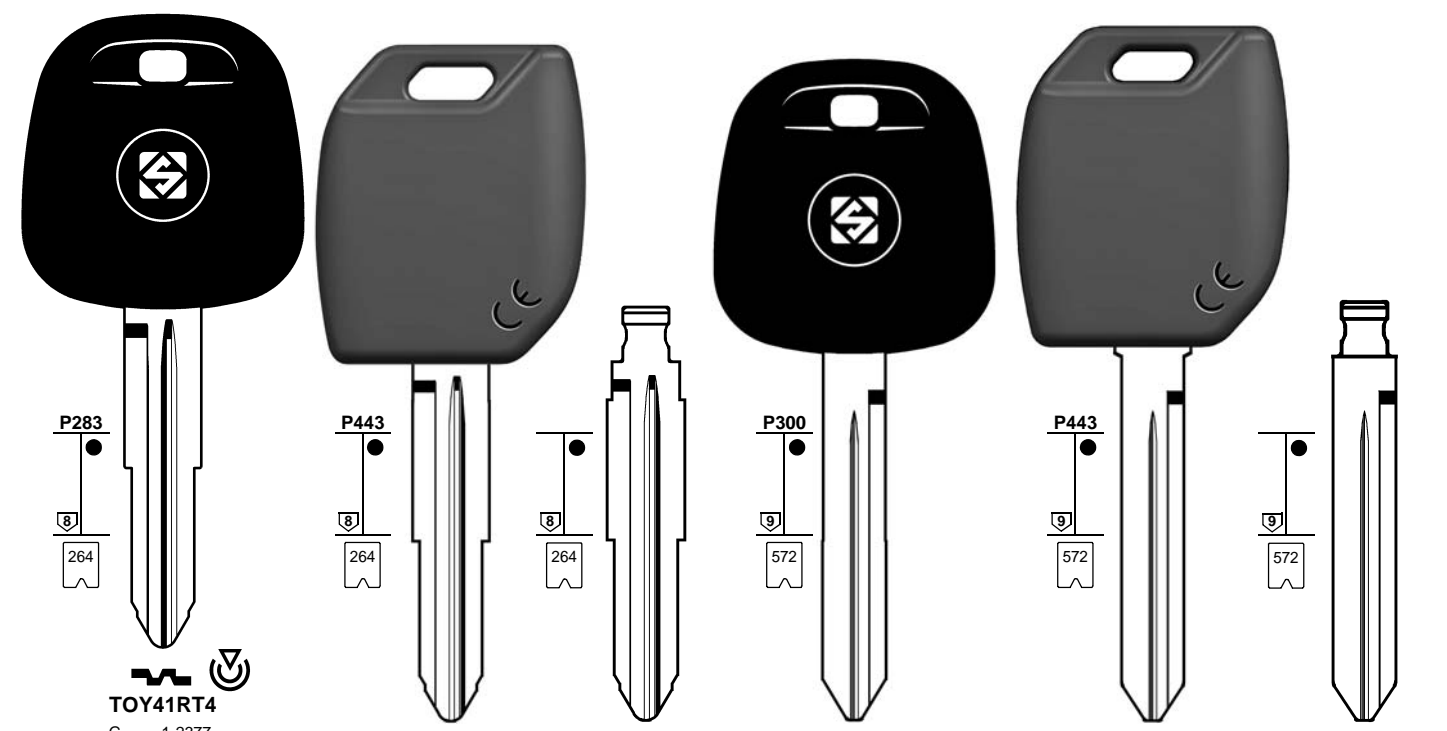
 **TE KEY**
DH5RTE
D 3001-4000


 **MH KEY**
DH5RMH
D 3001-4000


DH5RFH
D 1-3000


FOR:
PER:


DAIHATSU






TOY41RT4
G 1-2377
P 1-2390
X 1-2248


 **TE KEY**
TOY41RTE
D 1-3000
G 1-2377
P 1-2390
X 1-2248

 **MH KEY**
TOY41RMH
D 1-3000
D 3001-4000
G 1-2377
P 1-2390
X 1-2248

 **FH FLIP**
TOY41RFH
G 1-2377
P 1-2390
X 1-2248

 **TE KEY**
TOY47TE
..... 1-13284
T 1-13284

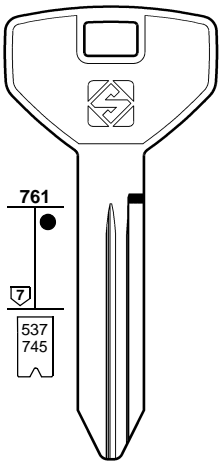
 **MH KEY**
TOY47MH
..... 1-13284
T 1-13284

 **FH FLIP**
TOY47FH
..... 1-13284
T 1-13284

1	2	2a	3	3a	3b	e1+e2		6	42+71	72	43+44a	12	15		
								GTI COMPATIBLE		IGNITION					
CAR MAKE MODEL	FROM	TO	SILCA REF.	SILCA REF.	SILCA REF.	COPY	GEN.	TRANSP. TYPE	FAST COPY PLUS RW4 PLUS FAST COPY/RW4	FAST COPY PLUS RW4 PLUS	FAST COPY RW4	STP			
For more info on the uses of car keys, refer to the Silca Electronic Keys Catalogue:															
DAIHATSU															
CHARADE	1998	2004	DH4RT4					TEXAS	4C						
CHARADE	1998	2004	TOY41RMH	TOY41RTE	TOY41RFH	Y	Y	TEXAS	4C	Y	P-BOX				
CHARADE	2011							TEX / CR	70				S11		
CHARADE	2011		TOY47MH	TOY47TE	TOY47FH	Y	Y	TEX / CR	70	Y	P-BOX				
COPEN	2002		DH4RT4					TEXAS	4C						
COPEN	2002		TOY41RMH	TOY41RTE	TOY41RFH	Y	Y	TEXAS	4C	Y	P-BOX				
CUORE	1995	1998	DH5RP		DH5RFH										
CUORE	1998	2006	DH4RT4					TEXAS	4C						
CUORE	1998	2006	DH5RT4					TEXAS	4C						
CUORE	1998	2006	DH5RMH	DH5RTE	DH5RFH	Y	Y	TEXAS	4C	Y	P-BOX				
CUORE	1998	2006	TOY41RMH	TOY41RTE	TOY41RFH	Y	Y	TEXAS	4C	Y	P-BOX				
CUORE	2007							TEX / CR	67						
CUORE	2007		TOY41RMH	TOY41RTE	TOY41RFH	Y		TEX / CR	67	Y	P-BOX				
FEROZA	1995	1998	DH4RT4					TEXAS	4C						
FEROZA	1995	1998	TOY41RMH	TOY41RTE	TOY41RFH	Y	Y	TEXAS	4C	Y	P-BOX				
MATERIA	2006							TEX / CR	67						
MATERIA	2006		TOY41RMH	TOY41RTE	TOY41RFH	Y		TEX / CR	67	Y	P-BOX				
MOVE	1997	2002	DH5RT4					TEXAS	4C						
MOVE	1997	2002	DH5RMH	DH5RTE	DH5RFH	Y	Y	TEXAS	4C	Y	P-BOX				
SIRION	1998	2004	DH4RT4					TEXAS	4C						
SIRION	1998	2004	TOY41RMH	TOY41RTE	TOY41RFH	Y	Y	TEXAS	4C	Y	P-BOX				
SIRION	2005							TEX / CR	67						
SIRION	2005		TOY41RMH	TOY41RTE	TOY41RFH	Y		TEX / CR	67	Y	P-BOX				
TERIOS	1997	2005	DH4RT4					TEXAS	4C						
TERIOS	1997	2005	TOY41RMH	TOY41RTE	TOY41RFH	Y	Y	TEXAS	4C	Y	P-BOX				
TERIOS	2006							TEX / CR	67						
TERIOS	2006		TOY41RMH	TOY41RTE	TOY41RFH	Y		TEX / CR	67	Y	P-BOX				
TREVIS	2007							TEX / CR	67						
TREVIS	2007		TOY41RMH	TOY41RTE	TOY41RFH	Y		TEX / CR	67	Y	P-BOX				
YRV	2000	2005	DH4RT4					TEXAS	4C						
YRV	2000	2005	TOY41RMH	TOY41RTE	TOY41RFH	Y	Y	TEXAS	4C	Y	P-BOX				

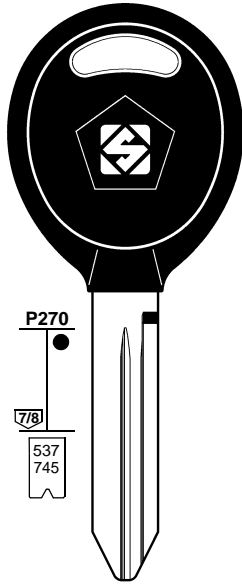
FOR:
PER:

DODGE

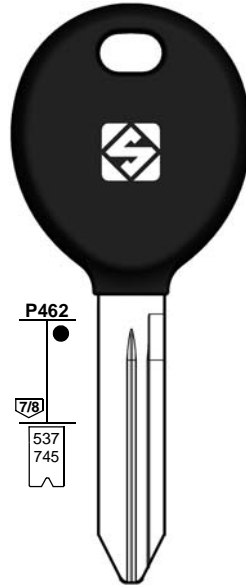


CY23
M 1-2618
L 1-3580

MITSUBISHI

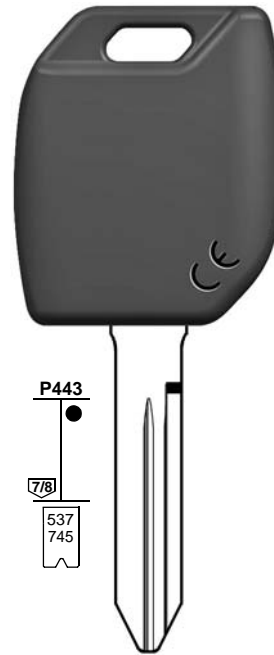


CY24BP
L 1-3580
M 1-2618



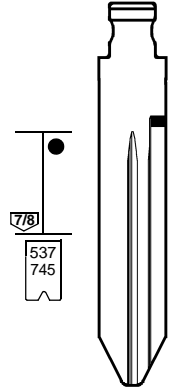
CY24TE TE KEY
L 1-3580
M 1-2618

MITSUBISHI



CY24MH MH KEY
L 1-3580
M 1-2618

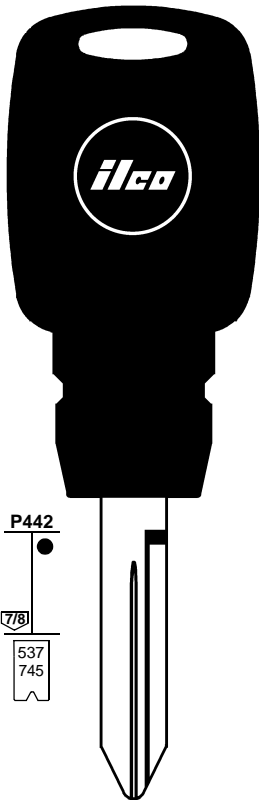
MITSUBISHI



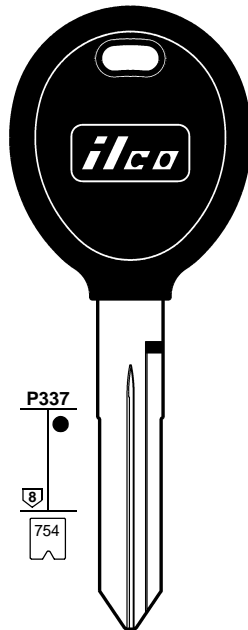
CY24FH FH FLIP
L 1-3580
M 1-2618
FT 1001-3000

FOR:
PER:

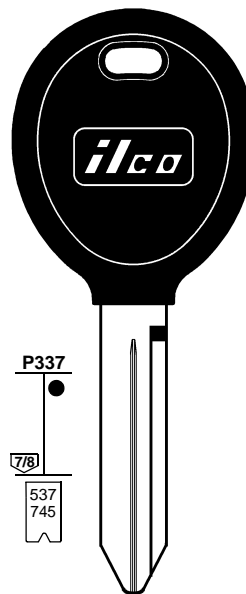
DODGE



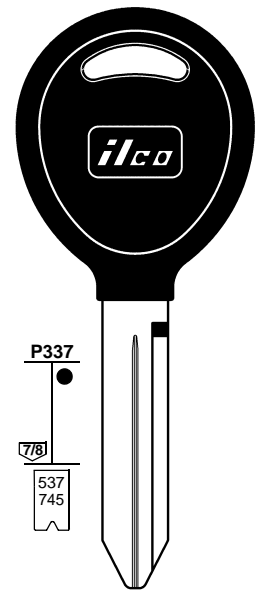
EK3P-Y170
L 1-3580
M 1-2618



Y162-PT
M 1-2618



Y164-PT
L 1-3580
M 1-2618

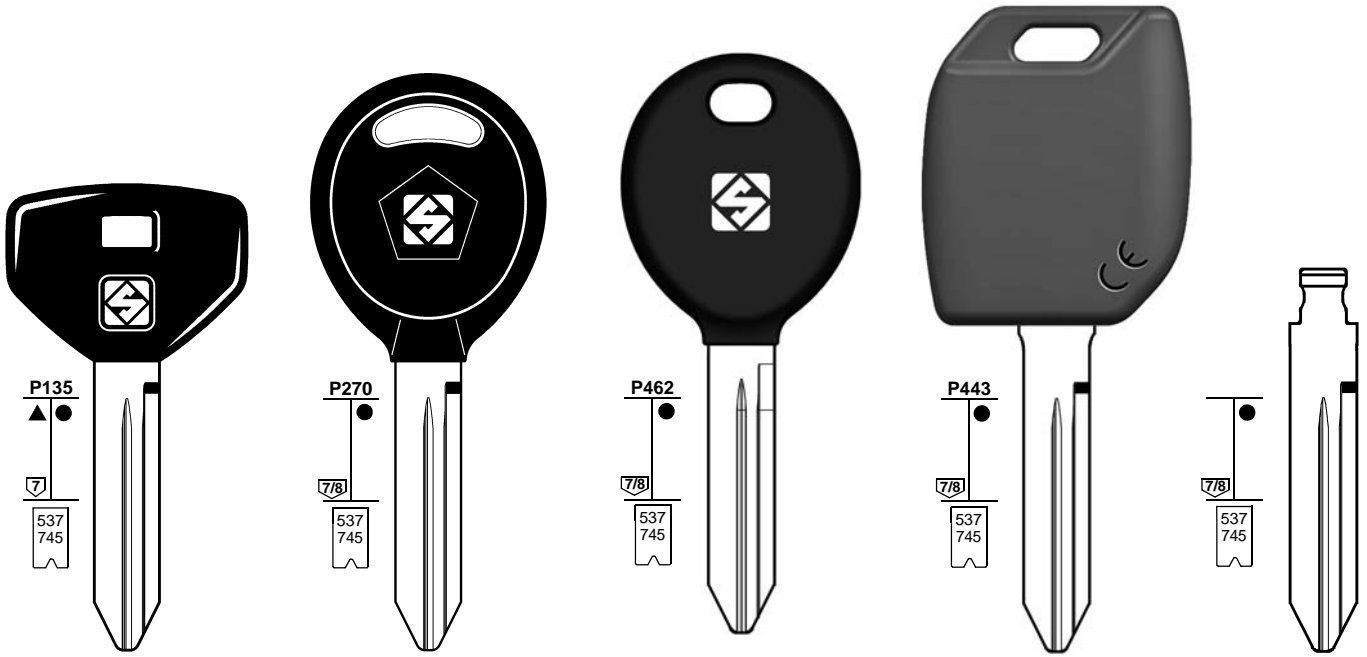


Y160-PT
L 1-3580
M 1-2618

1	2	2a	3	3a	3b	e1+e2		6	42+71	72	43+44a	12	15
						GTI COMPATIBLE		IGNITION					
CAR MAKE MODEL	FROM	TO	SILCA REF.	SILCA REF.	SILCA REF.	COPY	GEN.	TRANSP. TYPE	FAST COPY PLUS RW4 PLUS FAST COPY/RW4	FAST COPY PLUS RW4 PLUS	FAST COPY RW4	STP	
For more info on the uses of car keys, refer to the Silca Electronic Keys Catalogue:													
DODGE													
AVENGER	2008		Y164-PT					PH / CR2	46				F
AVENGER	2008		CY24MH	CY24TE	CY24FH	Y	Y	PH / CR2	46	Y	P-BOX		
CALIBER	2007	2012	Y164-PT					PH / CR2	46				
CALIBER	2007	2012	CY24MH	CY24TE	CY24FH	Y	Y	PH / CR2	46	Y	P-BOX		
CARAVAN	2001	2003	Y160-PT					TEX / CR	64				F
CARAVAN	2001	2003	CY24MH	CY24TE	CY24FH	Y	Y	TEX / CR	64	Y	P-BOX		
CARAVAN	2004	2007	Y164-PT					PH / CR2	46				
CARAVAN	2004	2007	CY24MH	CY24TE	CY24FH	Y	Y	PH / CR2	46	Y	P-BOX		
CARAVAN	2008							PH / CR2	46				
CARAVAN	2008		EK3P-Y170					PH / CR2	46	Y	P-BOX		
CHALLENGER	2008	2011						PH / CR2	46				
CHALLENGER	2008		EK3P-Y170					PH / CR2	46	Y	P-BOX		
CHALLENGER	2012		SMARTKEY					PH / CR2	46				
CHARGER	2005	2008	Y164-PT					PH / CR2	46				
CHARGER	2005	2008	CY24MH	CY24TE	CY24FH	Y	Y	PH / CR2	46	Y	P-BOX		
CHARGER	2008							PH / CR2	46				
CHARGER	2008		EK3P-Y170					PH / CR2	46	Y	P-BOX		
CHARGER	2012		SMARTKEY					PH / CR2	46				
DAKOTA	2001	2004	Y160-PT					TEX / CR	64				F
DAKOTA	2001	2004	CY24MH	CY24TE	CY24FH	Y	Y	TEX / CR	64	Y	P-BOX		
DAKOTA	2005	2011	Y164-PT					PH / CR2	46				F
DAKOTA	2005	2011	CY24MH	CY24TE	CY24FH	Y	Y	PH / CR2	46	Y	P-BOX		
DART	2013		EK3P-Y170					PH / CR2	46	Y	P-BOX		
DART	2013							PH / CR2	46				
DURANGO	2001	2004	Y160-PT					TEX / CR	64				F
DURANGO	2001	2004	CY24MH	CY24TE	CY24FH	Y	Y	TEX / CR	64	Y	P-BOX		
DURANGO	2005	2009	Y164-PT					PH / CR2	46				
DURANGO	2005	2009	CY24MH	CY24TE	CY24FH	Y	Y	PH / CR2	46	Y	P-BOX		
DURANGO	2011							PH / CR2	46				
DURANGO	2011		EK3P-Y170					PH / CR2	46	Y	P-BOX		
INTREPID	1998	2004	Y160-PT					TEX / CR	64				F
INTREPID	1998	2004	CY24MH	CY24TE	CY24FH	Y	Y	TEX / CR	64	Y	P-BOX		
INTREPID	1998	2004	CY24BP										
INTREPID	1998	2001	CY23										
INTREPID SEDAN, ES	2001	2004	Y160-PT					TEX / CR	64				F
INTREPID SEDAN, ES	2001	2004	CY24MH	CY24TE	CY24FH	Y	Y	TEX / CR	64	Y	P-BOX		
JOURNEY	2008	2011						PH / CR2	46				
JOURNEY	2008		EK3P-Y170					PH / CR2	46	Y	P-BOX		
JOURNEY	2012		SMARTKEY					PH / CR2	46				
MAGNUM	2005	2008	Y164-PT					PH / CR2	46				F
MAGNUM	2005	2008	CY24MH	CY24TE	CY24FH	Y	Y	PH / CR2	46	Y	P-BOX		
MAGNUM	2008	2009						PH / CR2	46				
MAGNUM	2008	2009	EK3P-Y170					PH / CR2	46	Y	P-BOX		
NEON	2000	2005	Y160-PT					TEX / CR	64				F
NEON	2000	2005	CY24MH	CY24TE	CY24FH	Y	Y	TEX / CR	64	Y	P-BOX		
NITRO	2007	2012	Y164-PT					PH / CR2	46				F

FOR:
PER:

DODGE



P135
▲ ●
7
537
745

P270
●
7/8
537
745

P462
●
7/8
537
745

P443
●
7/8
537
745

●
7/8
537
745



CY22P

M 1-2618
FL 1-262
L 1-3580



CY24BP

L 1-3580
M 1-2618



CY24TE

L 1-3580
M 1-2618



CY24MH

L 1-3580
M 1-2618



CY24FH

L 1-3580
M 1-2618
FT 1001-3000



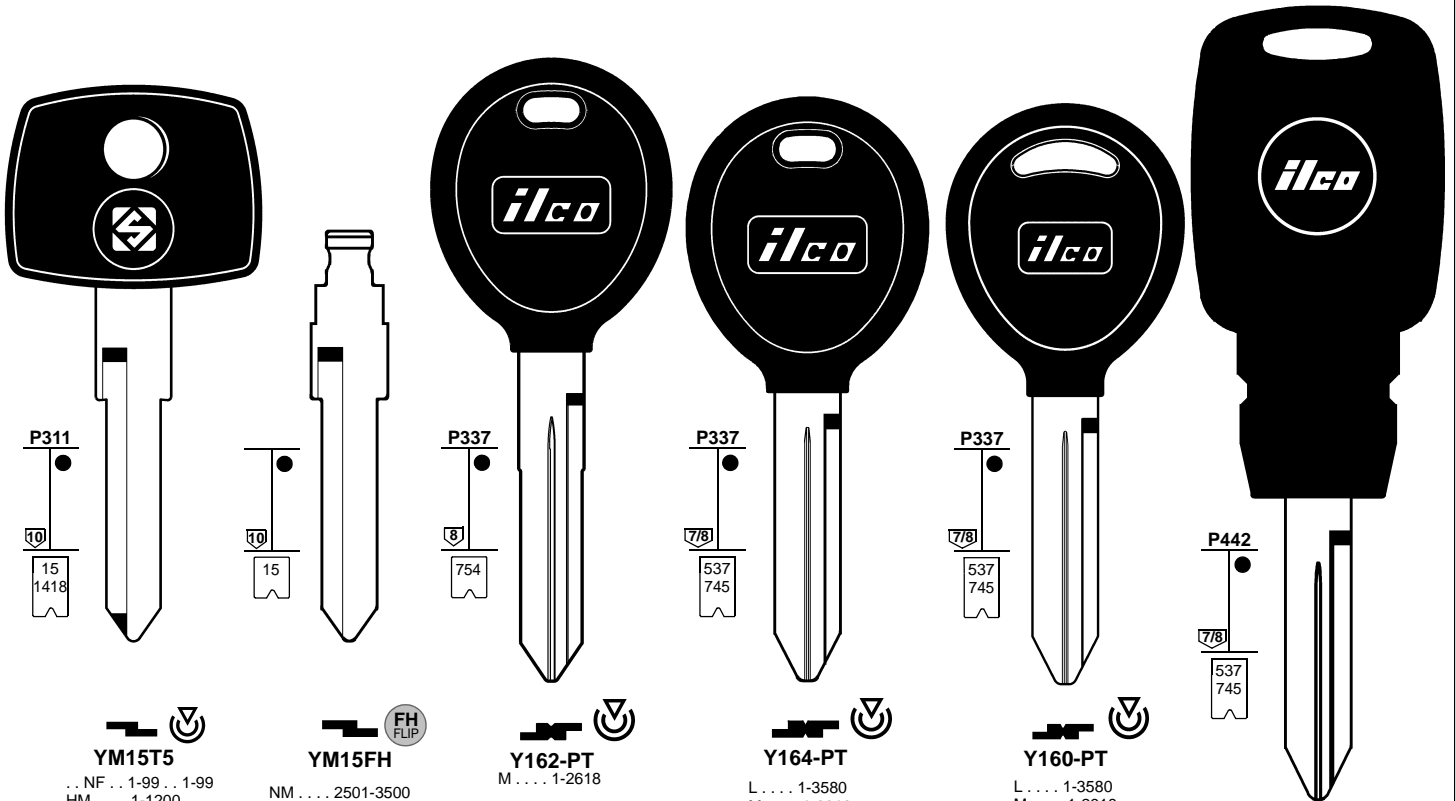
MITSUBISHI

MITSUBISHI

MITSUBISHI

FOR:
PER:

DODGE



P311
●
10
15
1418

●
10
15

P337
●
8
754

P337
●
7/8
537
745

P337
●
7/8
537
745

P442
●
7/8
537
745



YM15T5

. . . NF . . . 1-99 . . . 1-99
HM 1-1200
HM 2501-3500
HM 4001-7350
HM 6001-7109
NF 1-1200
NM 2501-3500



YM15FH

NM 2501-3500
. . . NF . . . 1-99 . . . 1-99
HM 1-1200
HM 2501-3500
HM 4001-7350
HF 1-1200



Y162-PT

M 1-2618



Y164-PT

L 1-3580
M 1-2618



Y160-PT

L 1-3580
M 1-2618



EK3P-Y170

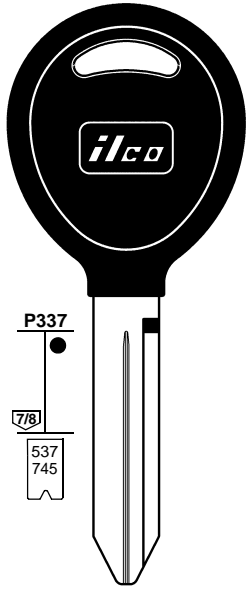
L 1-3580
M 1-2618

VALEO - YMOS

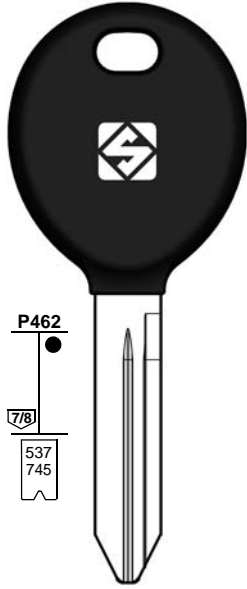
FOR:
PER:

EAGLE

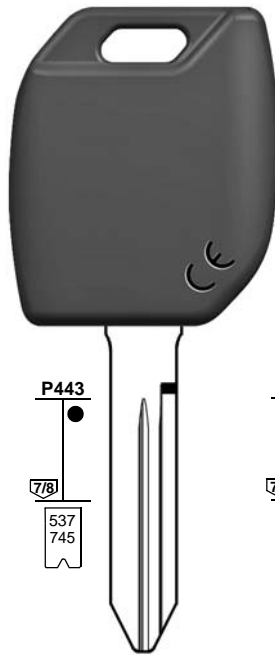
FIAT



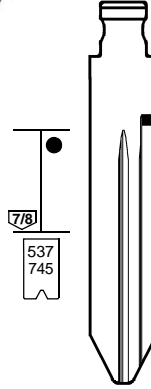
P337
7/8
537
745



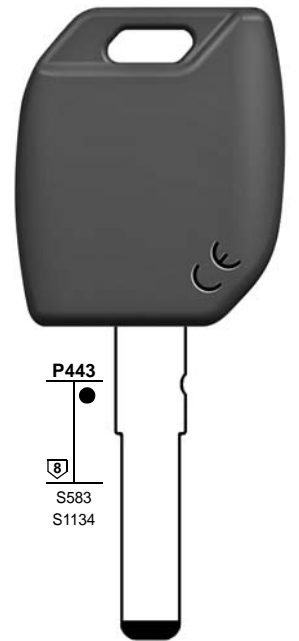
P462
7/8
537
745



P443
7/8
537
745



P443
7/8
537
745



P443
8
S583
S1134

Y160-PT
L 1-3580
M 1-2618

CY24TE **TE KEY**
L 1-3580
M 1-2618

CY24MH **MH KEY**
L 1-3580
M 1-2618

CY24FH **FH FLIP**
L 1-3580
M 1-2618
FT 1001-3000

SIP22MH **MH KEY**
DE 1-11210

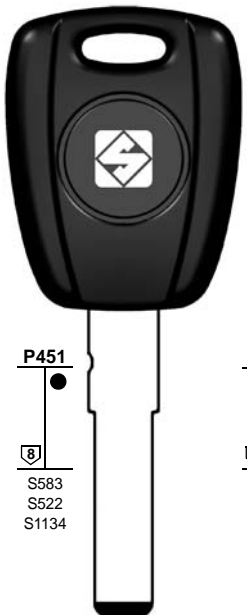
MITSUBISHI

MITSUBISHI

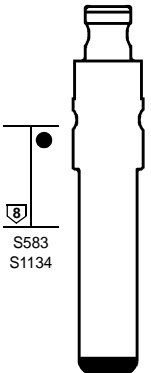
GIOBERT - TRW SIPEA

FOR:
PER:

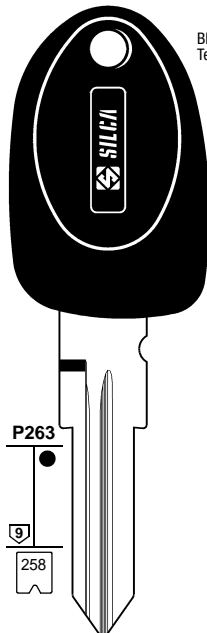
FIAT



P451
8
S583
S522
S1134

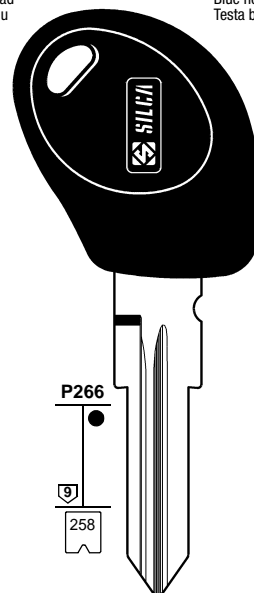


P451
8
S583
S1134



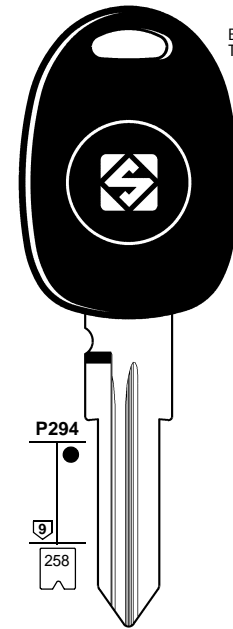
Blue head
Testa blu

P263
9
258



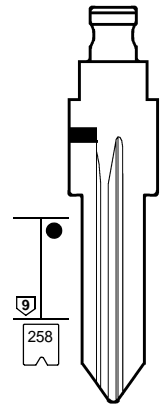
Blue head
Testa blu

P266
9
258



Blue head
Testa blu

P294
9
258



P294
9
258

SIP22TE **TE KEY**
DE 1-11210

SIP22FH **FH FLIP**
DE 1-11210

GT15RAT5
W
0001-9640

GT15RBT5
W
0001-9640

GT15RCT5
W
0001-9640

GT15RFH **FH FLIP**
W
0001-9640

GIOBERT - TRW SIPEA

GIOBERT - TRW SIPEA

GIOBERT - TRW SIPEA

FOR:
PER:

FIAT

P443
S583
S1134

P451
S583
S522
S1134

P377
S583

SIP22KP

The SIP22KP key can be also purchased in 5-piece packages.
La chiave SIP22KP può essere acquistata anche in confezioni da 5 pezzi.
Der Schlüssel SIP22KP kann auch in Pakungen mit 5 Stücke gekauft werden.
La clé SIP22KP peut même être commandée sous confection de 5 pcs.
La llave SIP22KP se puede comprar en paquetes de 5 piezas.
As chave SIP22KP podem ser compradas em pacotes de 5 unidades.

MH KEY
SIP22MH
DE 1-11210

TE KEY
SIP22TE
DE 1-11210

FH FLIP
SIP22FH
DE 1-11210

KIT KEYS
SIP22TEK
(old SIP22MHK Reference)

GIOBERT - TRW SIPEA

FOR:
PER:

FIAT

Blue head
Testa blu

Blue head
Testa blu

Blue head
Testa blu

Blue head
Testa blu

P266
108
283
437

P456
122
2743

P263
258

P266
258

P266
258

GT10BT5
... 3001-4000
... 6001-7000
J 3001-6732
N 6001-7000
V 1-3056
V 5001-8058
AB 6001-6891

TE KEY
GT10BTE
... 1/9 . . . A/Z/MNPRS
... 0/90/9 MNPRS
... 1/9 . . . A/Z MNPRS
... 1/9 . . . A/Z MNPRS
... 1/9 . . . A/Z MNPRS
... 1/9 . . . A/Z MNPRS
... 1/9 . . . A/Z MNPRS
... 1/9 . . . A/Z MNPRS
... 3001-4000
... 6001-7000

FH FLIP
GT10FH
J 3001-6732
N 6001-7000
V 0001-3056
V 5001-8058
AB 6001-6891
... 3001-4000
... 6001-7000

GT15RAT5
W 0001-9640

GT15RBT5
W 0001-9640

FH FLIP
GT15RFH
W 0001-9640

GIOBERT - TRW SIPEA

GIOBERT - TRW SIPEA

GIOBERT - TRW SIPEA

FOR:
PER:

FIAT

Blue head Testa blu

Blue head Testa blu

P443
S583

P443
S583
S1134

P451
S583
S522
S1134

P301
258

P294
258

SIP36MH
DE
1-11210

SIP22MH
DE
1-11210

SIP22TE
DE
1-11210

SIP22FH
DE
1-11210

GT15RCP
W
0001-9640

GT15RCT5
W
0001-9640

GIOBERT - TRW SIPEA

GIOBERT - TRW SIPEA

GIOBERT - TRW SIPEA

FOR:
PER:

FIAT

Blue head Testa blu

Blue head Testa blu

Blue head Testa blu

Blue head Testa blu

P263
258

P266
258

P266
108
283
437

P456
122
2743

P266
108
283
437

GT15RAT5
W
0001-9640

GT15RBT5
W
0001-9640

GT15RFH
W
0001-9640

GT10BT5
..... 3001-4000
..... 6001-7000
J 3001-6732
N 6001-7000
V 1-3056
V 5001-8058
AB 6001-6891

GT10BTE
..... 1/9 .. A/Z MNPRS
..... 0/90/9 MNPRS
..... 1/9 .. A/Z MNPRS
..... 1/9 A/Z MNPRS
..... 1/9 A/Z MNPRS
..... 1/9 A/Z MNPRS
..... 1/9 A/Z MNPRS
..... 3001-4000
..... 6001-7000

GT10FH
J 3001-6732
N 6001-7000
V 0001-3056
V 5001-8058
AB 6001-6891
..... 3001-4000
..... 6001-7000

GIOBERT - TRW SIPEA

GIOBERT - TRW SIPEA

GIOBERT - TRW SIPEA

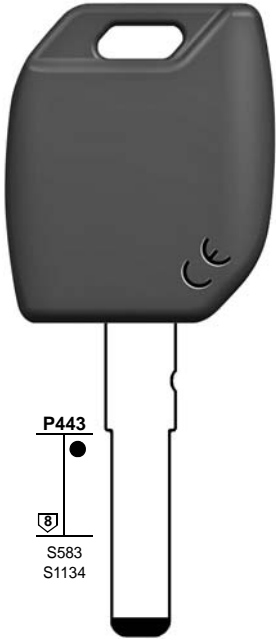
1	2	2a	3	3a	3b	e1+e2		6	42+71	72	43+44a	12	15
						GTI COMPATIBLE		IGNITION					
CAR MAKE MODEL	FROM	TO	SILCA REF.	SILCA REF.	SILCA REF.	COPY	GEN.	TRANSP. TYPE	FAST COPY PLUS RW4 PLUS FAST COPY/RW4	FAST COPY PLUS RW4 PLUS	FAST COPY RW4	STP	

For more info on the uses of car keys, refer to the Silca Electronic Keys Catalogue:

FIAT													
DUCATO	2006		SIP36MH	SIP22TE	SIP22FH	Y		PH / CR2	46	Y	P-BOX		
DUCATO	2006							PH / CR2	46				
FIORINO	1995	2002	GT10BT5	GT10BTE	GT10FH			TEMIC	11	Y	Y	T-F	S1
FIORINO	2007							PH / CR2	46				
FIORINO	2007		SIP22MH	SIP22TE	SIP22FH	Y		PH / CR2	46	Y	P-BOX		
FREEMONT	2011		SMARTKEY					PH / CR2	46				
GRANDE PUNTO	2005							PH / CR2	46				
GRANDE PUNTO	2005		SIP22MH	SIP22TE	SIP22FH	Y		PH / CR2	46	Y	P-BOX		
IDEA	2003	2009						MEG / CR	48				
IDEA	2009							PH / CR2	46				
IDEA	2009		SIP22MH	SIP22TE	SIP22FH	Y		PH / CR2	46	Y	P-BOX		
IDEA (S.AMERICA)	2009							MEG / CR	48				
MAREA	1996	2002	GT15RCT5		GT15RFH			TEMIC	11	Y	Y	T-F	S1
MARENGO	1996	2001	GT15RBT5		GT15RFH			MEG	13	Y	Y	Meg	S1
MILLE	2005							MEG / CR	48				
MULTIPLA	1998	2010						MEG / CR	48				
PALIO	1996	2001	GT15RCT5		GT15RFH			TEMIC	11	Y	Y	T-F	S1
PALIO	2002							MEG / CR	48				
PALIO (S.AMERICA)	1996	2001	GT15RCP		GT15RFH								
PANDA	1995	2002	GT10BT5	GT10BTE	GT10FH			MEG	13	Y	Y	Meg	S1
PANDA	2002							PH / CR2	46				
PANDA	2002		SIP22MH	SIP22TE	SIP22FH	Y		PH / CR2	46	Y	P-BOX		
PUNTO	1995	1999	GT15RAT5		GT15RFH			MEG	13	Y	Y	Meg	S1
PUNTO	1999	2005						MEG / CR	48				
PUNTO	2012							PH / CR2	46				

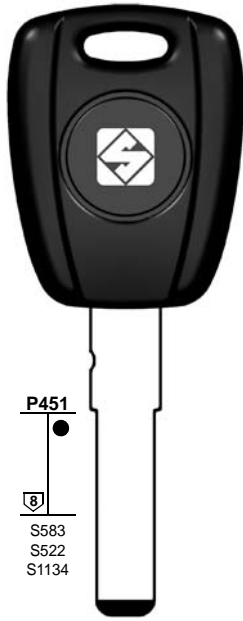
FOR:
PER:

FIAT



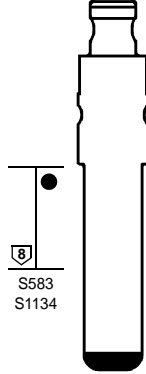
P443
S583
S1134

SIP22MH
DE
1-11210



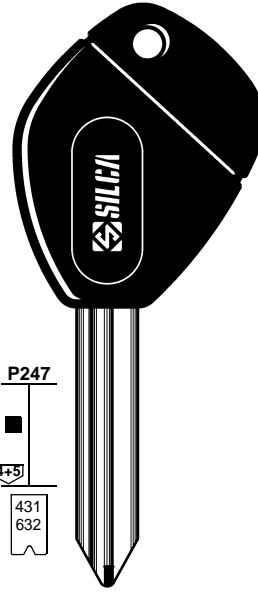
P451
S583
S522
S1134

SIP22TE
DE
1-11210



S583
S1134

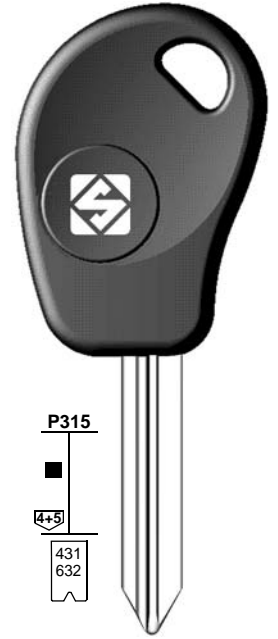
SIP22FH
DE
1-11210



P247
431
632

0111111-628888
..... H
0111111-628888
63/99 1-2-4-6-8
63/99 H 1-2-4-6-8

SX9CP



P315
431
632

0111111-628888
..... H
0111111-628888
63/99 1-2-4-6-8
63/99 H 1-2-4-6-8

SX9T5 **SX9T14**

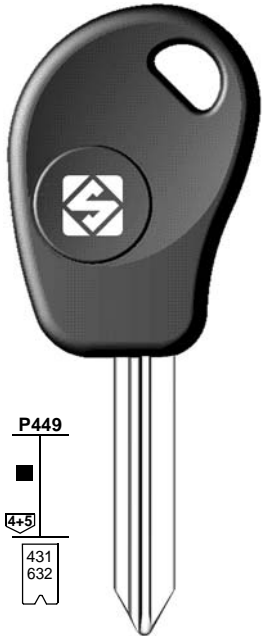
GIOBERT - TRW SIPEA

GIOBERT - TRW SIPEA

SIMPLEX

FOR:
PER:


FIAT



P449
431
632

SX9TE

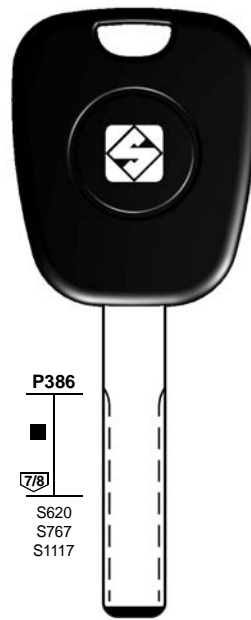
0111111-628888
..... H
0111111-628888
63/99 1-2-4-6-8
63/99 H 1-2-4-6-8



P443
431
632

SX9MH

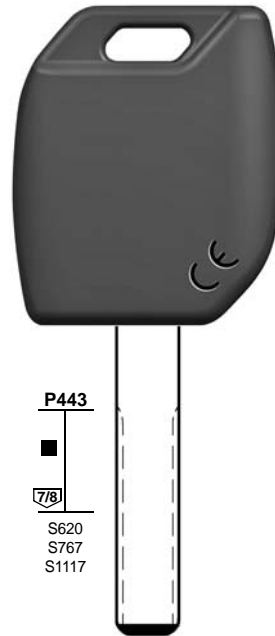
0111111-628888
..... H
0111111-628888
63/99 1-2-4-6-8
63/99 H 1-2-4-6-8



P386
S620
S767
S1117

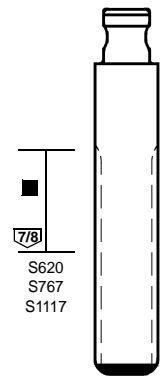
HU83TE
..... 1-2000

HU83T14
..... 1-2000
(head code P386)



P443
S620
S767
S1117

HU83MH
..... 1-2000



S620
S767
S1117

HU83FH
..... 1-2000

VALEO

VALEO

FOR:
PER:


FIAT



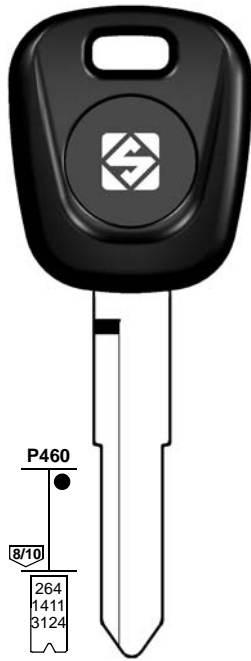
P361

8/10
264
1411
3124


HU133RT12
..... 50001-51308



HU133RT14
..... 50001-51308
U 1-2000
IP 5001-6308

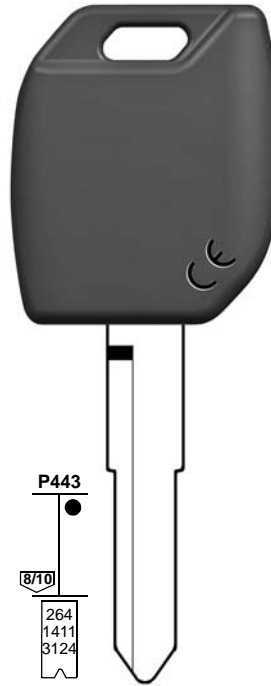
HUF



P460


8/10
264
1411
3124

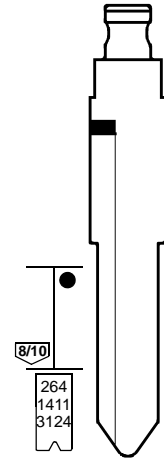

HU133RTE
..... 50001-51308
U 1-2000
IP 5001-6308




P443

8/10
264
1411
3124


HU133RMH
..... 50001-51308
U 1-2000
IP 5001-6308



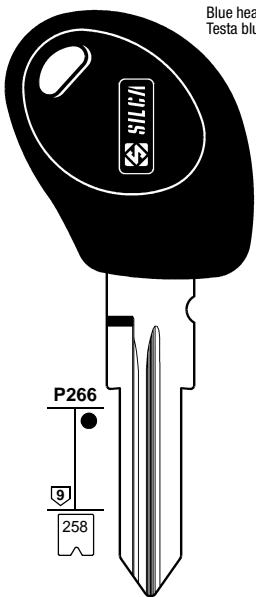
8/10
264
1411
3124


HU133RFH
..... 50001-51308
U 1-2000
IP 5001-6308

HUF

FOR:
PER:

FIAT



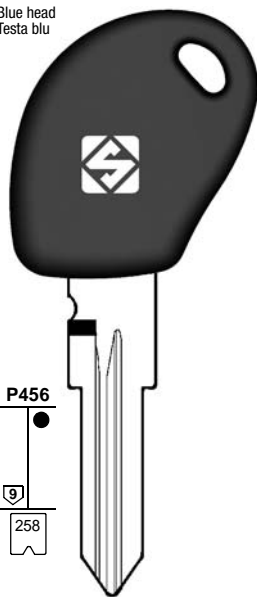
P266

9
258


GT15RBT5
W
0001-9640

GIOBERT - TRW SIPEA

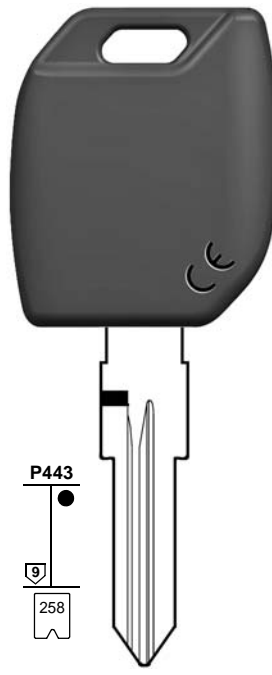
Blue head
Testa blu



P456

9
258


GT15RBTE
W
0001-9640

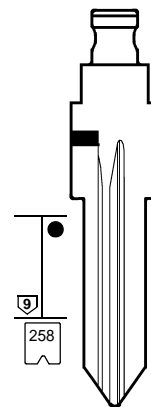


P443

9
258


GT15RMH
W
0001-9640

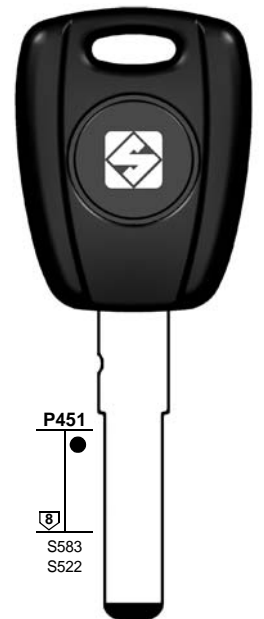
GIOBERT - TRW SIPEA



9
258


GT15RFH
W
0001-9640

GIOBERT - TRW SIPEA



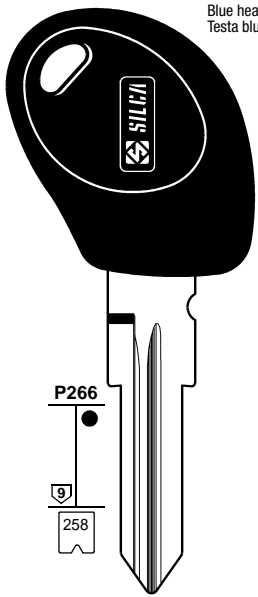
P451

9
S583
S522

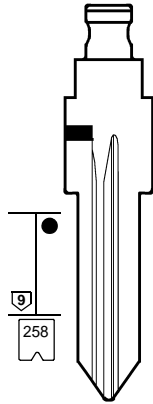

SIP22LP
DE
1-11210

FOR:
PER:

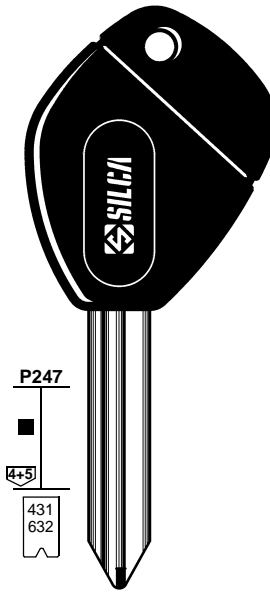
FIAT



GT15RBT5
W
0001-9640



GT15RFH
W
0001-9640



0111111-628888
..... H
0111111-628888
63/99 1-2-4-6-8
63/99 H 1-2-4-6-8

SX9CP



0111111-628888
..... H
0111111-628888
63/99 1-2-4-6-8
63/99 H 1-2-4-6-8

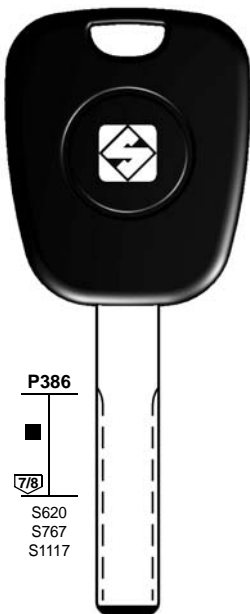
SX9T5

GIOBERT - TRW SIPEA

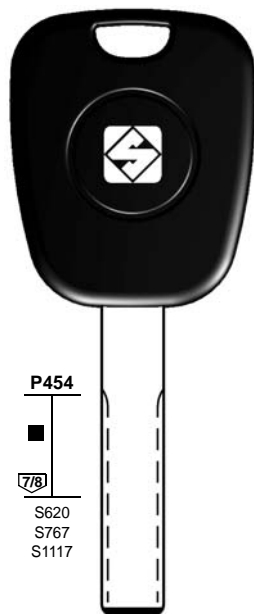
SIMPLEX

FOR:
PER:

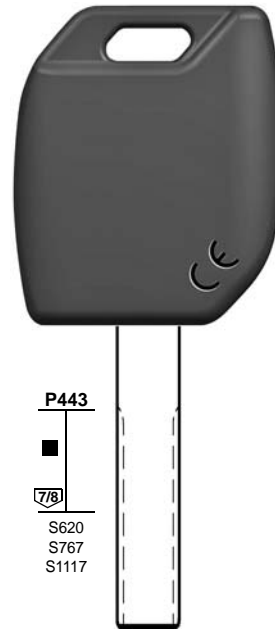
FIAT



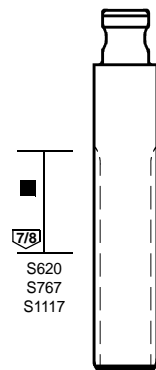
HU83T14
..... 1-2000



HU83TE



HU83MH
..... 1-2000



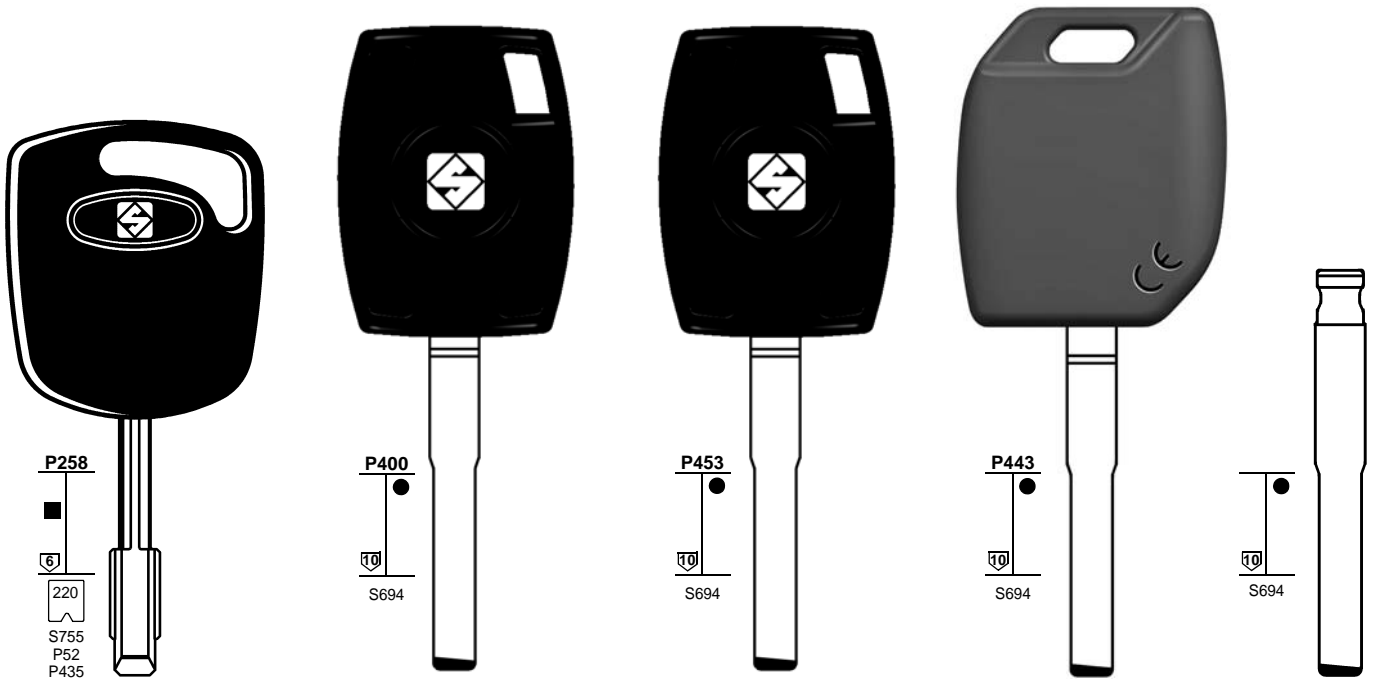
HU83FH
..... 1-2000

VALEO

VALEO

FOR:
PER:

FORD AUS



P258



220

S755
P52
P435

P400



S694

P453



S694

P443



S694



S694



FO21T3

T 1-1050
T 1-2330
T 1051-2330
T 1-2-3-4



HU101T20

. . . . 1-4000



HU101TE

. . . . 1-4000



HU101MH

. . . . 1-4000



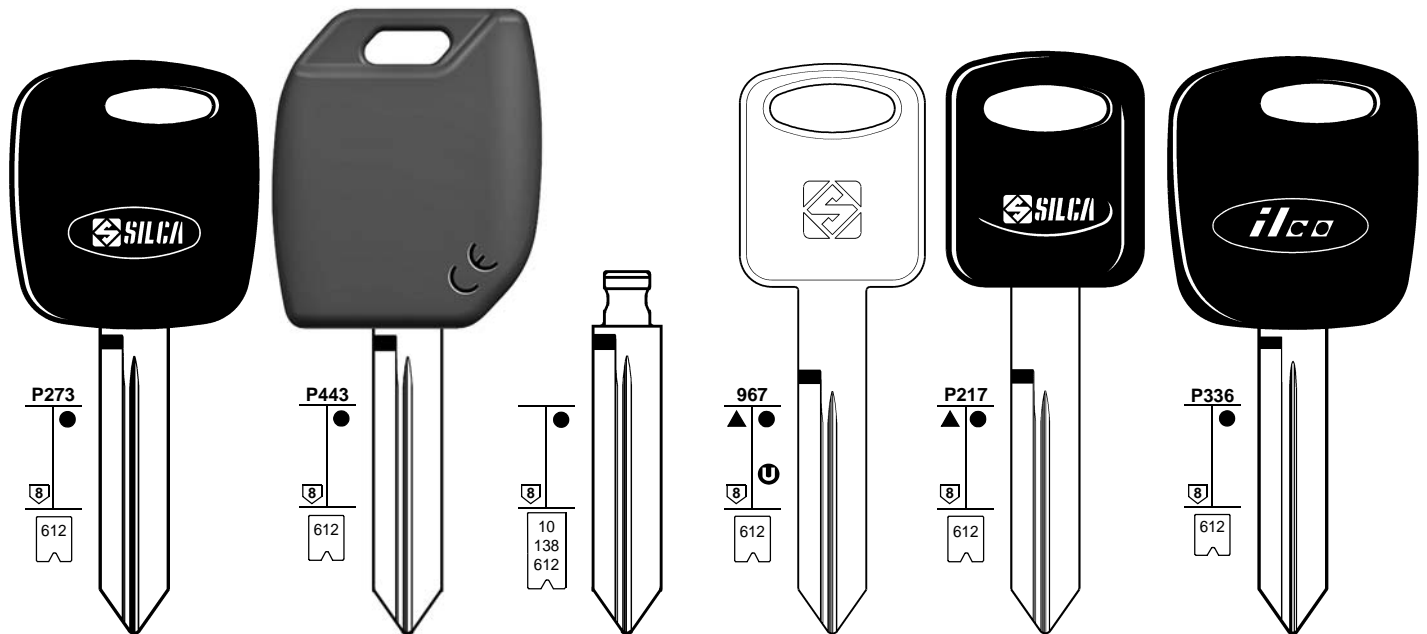
HU101FH

. . . . 1-4000

TIBBE - VALEO

FOR:
PER:

FORD AUS



P273



612

P443



612

10
138
612

967



612

P217



612

P336



612

. . . . X 1-1706



FO38RTE



FO38RT3



FO38RT17



FO38RMH

. . . . X 1-1706



FO38RFH

. . . A . . . 101-381.501-579
. . . B . . . 101-410.501-602
. . . C . . . 101-404.501-624
. . . D . . . 101-340.501-602
. . . E . . . 101-304.501-579
. . . X 1-1706



FO40R

. . . . X 1-1706
. . . . Y 1-1200



FO40RBP

. . . . X 1-1706
. . . . Y 1-1200



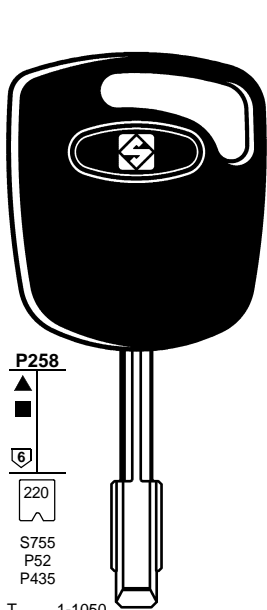
H86-PT

. . . . X 1-1706

STRATTEC

FOR:
PER:

FORD AUS



P258
▲ ■
6
220
S755
P52
P435

T 1-1050
T 1-2330
T 1051-2330
T 1-2-3-4

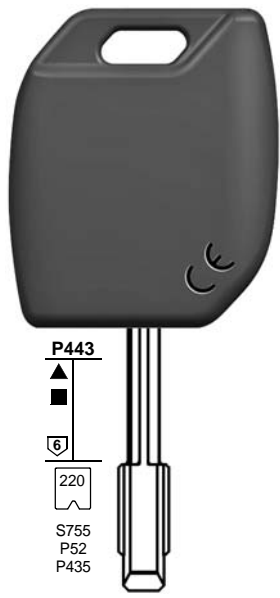


FO21TE



FO21T7

TIBBE - VALEO



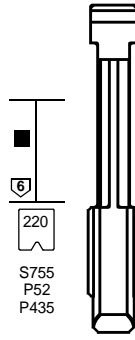
P443
▲ ■
6
220
S755
P52
P435



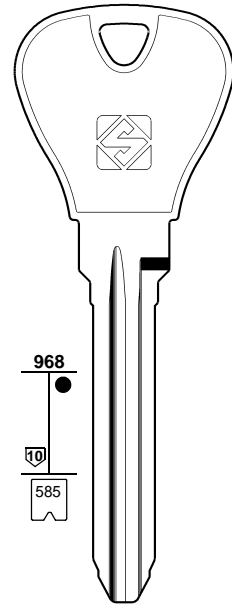
FO21MH

T 1-1050
T 1-2330
T 1051-2330
T 1-2-3-4

TIBBE - VALEO



6
220
S755
P52
P435

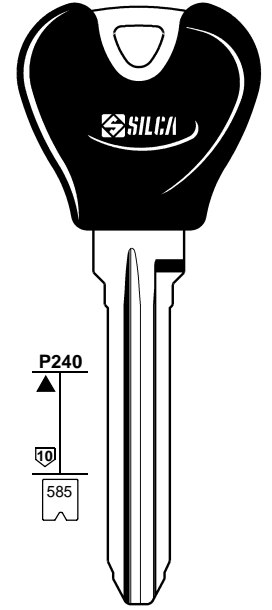


968
10
585



FO34

B 5001-6200 (NEW)
B 1001-2200
B 1001-2200 (NEW)
B 5001-6200



P240
10
585

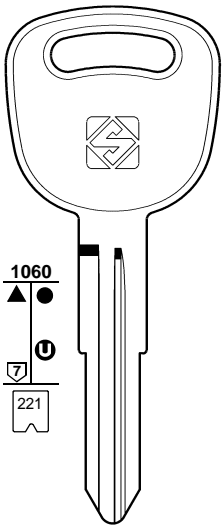


FO34AP

B 5001-6200 (NEW)
B 1001-2200
B 1001-2200 (NEW)
B 5001-6200

FOR:
PER:

FORD AUS

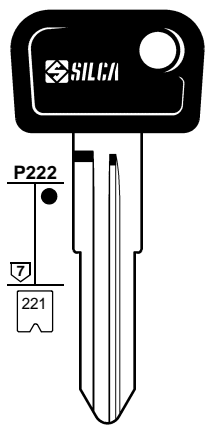


1060
▲ ●
7
221



KIA1R

Y
7001-8200

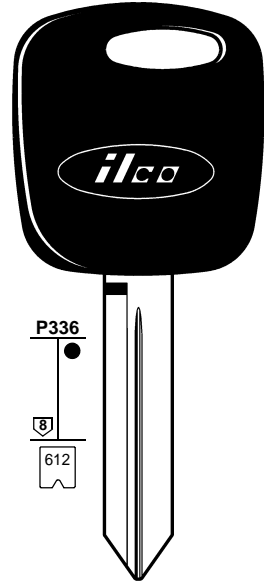


P222
●
7
221



KIA1RP

Y
7001-8200

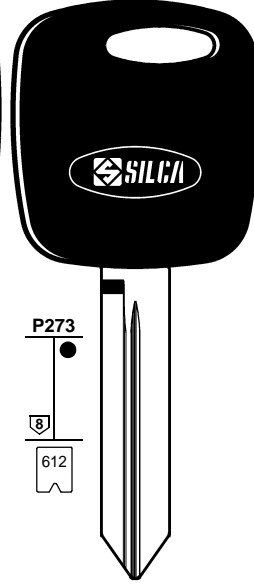


P336
●
8
612



H86-PT

. . . . X
0001-1706

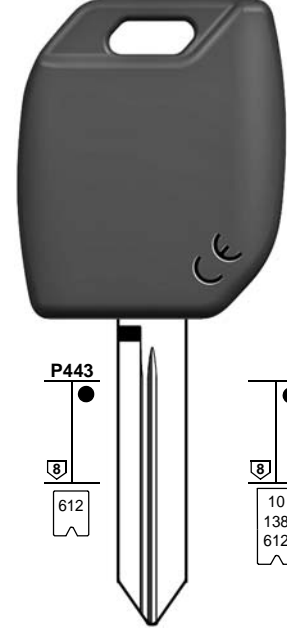


P273
●
8
612



FO38RTE

. . . . X
0001-1706

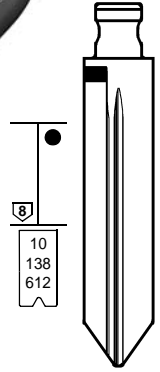


P443
●
8
612



FO38RMH

. . . . X
0001-1706



10
138
612

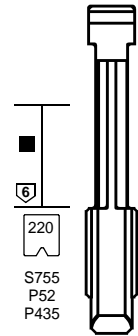
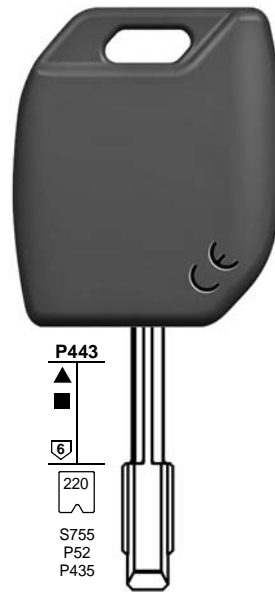
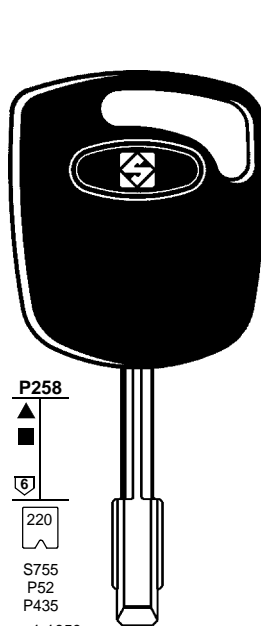
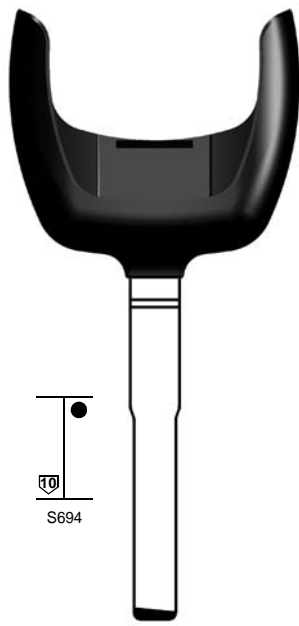
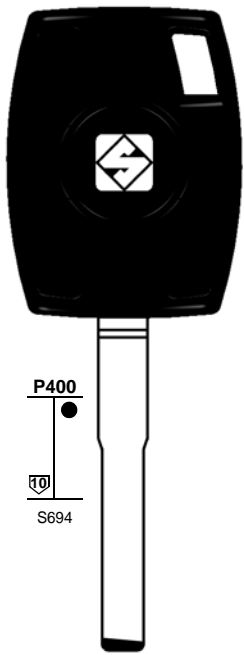


FO38RFH

. . . . A . . . 101-381.501-579
. . . . B . . . 101-410.501-602
. . . . C . . . 101-404.501-624
. . . . D . . . 101-340.501-602
. . . . E . . . 101-304.501-579
. . . . X 1-1706

FOR:
PER:

FORD AUS





T 1-1050
T 1-2330
T 1051-2330
T 1-2-3-4


HU101T17
..... 1-4000


HU101AP
..... 1-4000


FO21TE


FO21MH
T 1-1050
T 1-2330
T 1051-2330
T 1-2-3-4


FO21FH
T 1-1050
T 1-2330
T 1051-2330
T 1-2-3-4


HU101T20
..... 1-4000

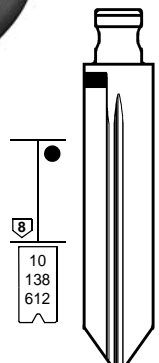
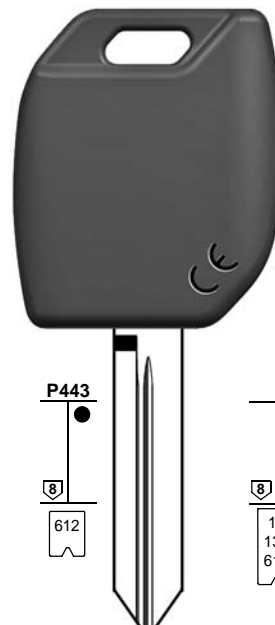
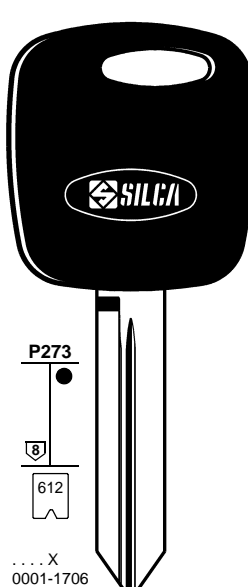
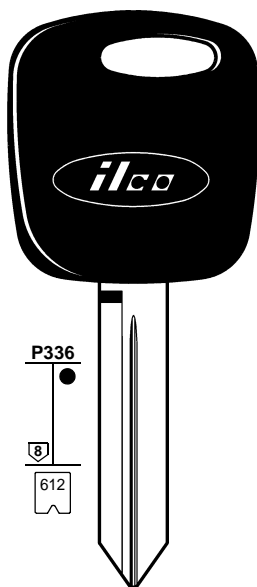
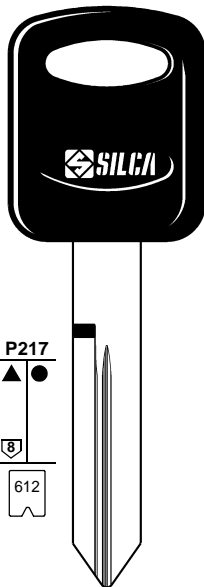
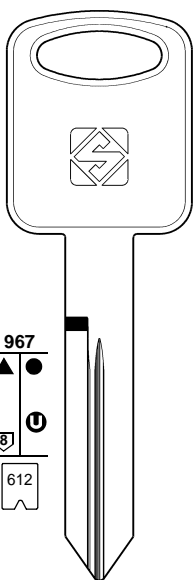

FO21T7


TIBBE - VALEO


TIBBE - VALEO


FOR:
PER:

FORD AUS




FO40R
..... X 1-1706
..... Y 1-1200


FO40RBP
..... X 1-1706
..... Y 1-1200



H86-PT
..... X
0001-1706


FO38RTE


FO38RT3


FO38RT17


FO38RMH
..... X
0001-1706


FO38RFH
... A ... 101-381.501-579
... B ... 101-410.501-602
... C ... 101-404.501-624
... D ... 101-340.501-602
... E ... 101-304.501-579
... X 1-1706

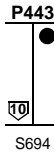
STRATTEC

FOR:
PER:

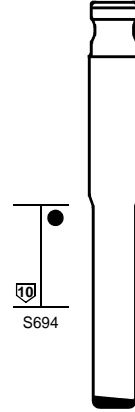
FORD AUS



HU101TE
..... 1-4000



HU101MH
..... 1-4000



HU101FH
..... 1-4000

FOR:
PER:

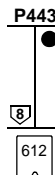
FORD AUS



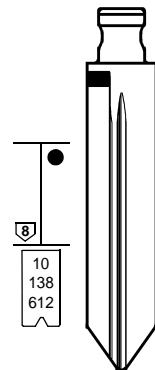
H86-PT
..... X
0001-1706



FO38RTE
..... X
0001-1706



FO38RMH
..... X
0001-1706

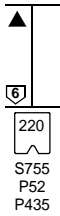



FO38RFH
..... A ... 101-381.501-579
..... B ... 101-410.501-602
..... C ... 101-404.501-624
..... D ... 101-340.501-602
..... E ... 101-304.501-579
..... X 1-1706

FOR:
PER:

FORD EU

*

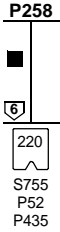
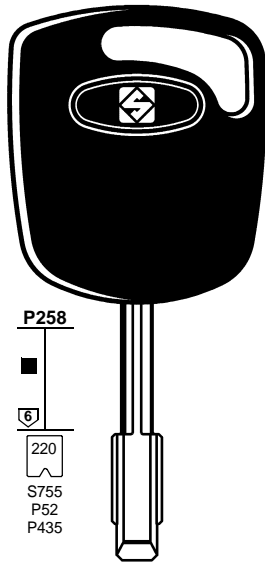


T.... 1-1050
T.... 1-2330
T.... 1051-2330
T..... 1-2-3-4



FO21AP

* Key blank to be applied to the original remote control (the remote control includes the transponder chip)



T.... 1-1050
T.... 1-2330
T.... 1051-2330
T..... 1-2-3-4



FO21TE



FO21T17▲



FO21T3

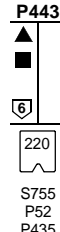
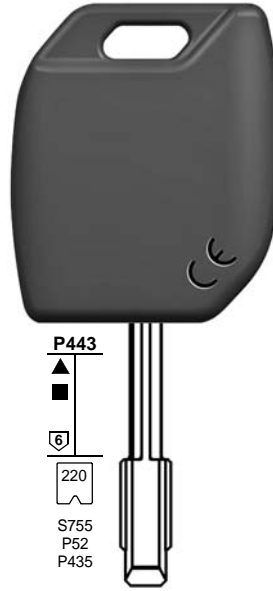


FO21T7



FO21T3M

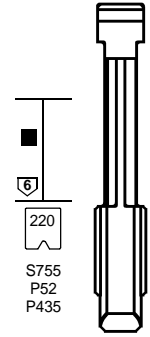
TIBBE - VALEO



T.... 1-1050
T.... 1-2330
T.... 1051-2330
T..... 1-2-3-4



FO21MH



T.... 1-1050
T.... 1-2330
T.... 1051-2330
T..... 1-2-3-4

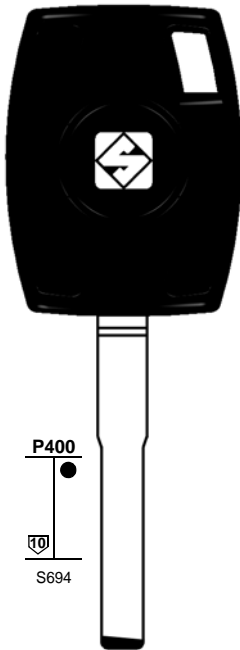


FO21FH

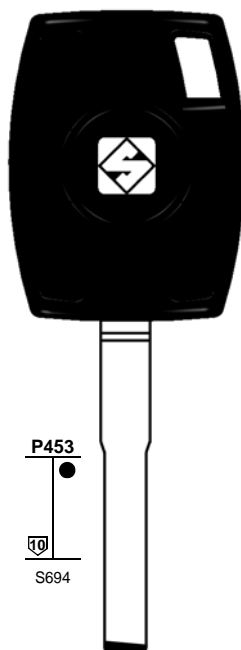
TIBBE - VALEO

FOR:
PER:

FORD EU




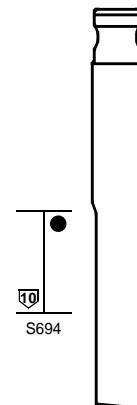
HU101T17
.... 1-4000



HU101TE
.... 1-4000



HU101MH
.... 1-4000

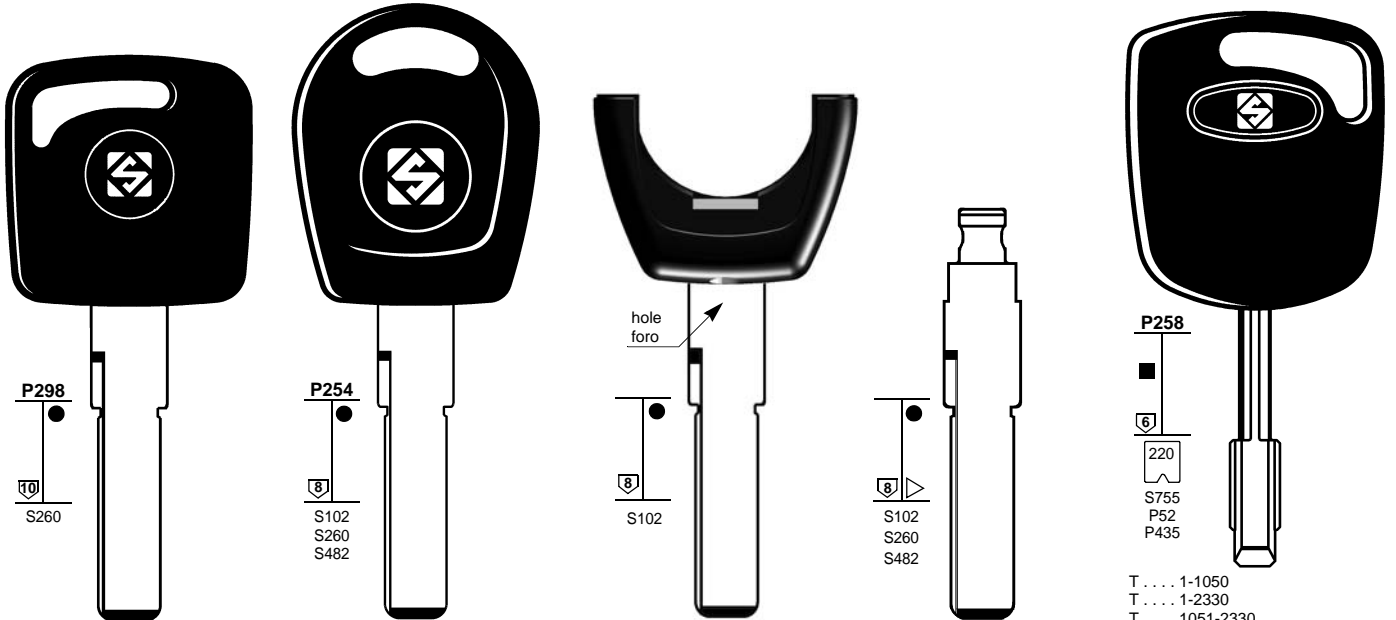


HU101FH
.... 1-4000

1	2	2a	3	3a	3b	e1+e2		6	42+71	72	43+44a	12	15
						GTI COMPATIBLE		IGNITION 					
CAR MAKE MODEL	FROM	TO	SILCA REF.	SILCA REF.	SILCA REF.	COPY	GEN.	TRANSP. TYPE	FAST COPY PLUS RW4 PLUS FAST COPY/RW4	FAST COPY PLUS RW4 PLUS	FAST COPY RW4	STP	
For more info on the uses of car keys, refer to the Silca Electronic Keys Catalogue:													
FORD EU													
B-MAX	2012		SMARTKEY					TEX / MA	6E				
C-MAX	2011							TEX / MA	6E				
CONNECT	2002		FO21T7					TEX / CR	60				S5
CONNECT	2002		FO21MH	FO21TE	FO21FH	Y	Y	TEX / CR	60	Y	P-BOX		
COUGAR	1997	2002	FO21T3					TEXAS	4C				S2
COUGAR	1997	2002	FO21T3M					TEXAS	4C				S2
COUGAR	1997	2002	FO21T3					TEXAS	4C				S5
COUGAR	1997	2002	FO21T3M					TEXAS	4C				S5
COUGAR	1997	2002	FO21MH	FO21TE	FO21FH	Y	Y	TEXAS	4C	Y	P-BOX		
COURIER KOMBI	1998	2002	FO21T3M					TEXAS	4C				S2
COURIER KOMBI	1998	2002	FO21T3					TEXAS	4C				S2
COURIER KOMBI	1998	2002	FO21T3					TEXAS	4C				S5
COURIER KOMBI	1998	2002	FO21T3M					TEXAS	4C				S5
COURIER KOMBI	1998	2002	FO21MH	FO21TE	FO21FH	Y	Y	TEXAS	4C	Y	P-BOX		
ESCORT	1995	2000	FO21T3					TEXAS	4C				S2
ESCORT	1995	2000	FO21T3M					TEXAS	4C				S2
ESCORT	1995	2000	FO21T3M					TEXAS	4C				S5
ESCORT	1995	2000	FO21T3					TEXAS	4C				S5
ESCORT	1995	2000	FO21MH	FO21TE	FO21FH	Y	Y	TEXAS	4C	Y	P-BOX		
FIESTA	1995	2002	FO21T3M					TEXAS	4C				S2
FIESTA	1995	2002	FO21T3					TEXAS	4C				S2
FIESTA	1995	2002	FO21T3					TEXAS	4C				S5
FIESTA	1995	2002	FO21T3M					TEXAS	4C				S5
FIESTA	1995	2002	FO21MH	FO21TE	FO21FH	Y	Y	TEXAS	4C	Y	P-BOX		
FIESTA	2003	2008	FO21T17					TEX / CR	63				S5
FIESTA	2003	2008	FO21MH	FO21TE	FO21FH	Y	Y	TEX / CR	63	Y	P-BOX		
FIESTA	2008	2012	HU101T17					TEX / CR	63				
FIESTA	2008	2012	HU101MH	HU101TE	HU101FH	Y	Y	TEX / CR	63	Y	P-BOX		
FIESTA	2013							TEX / MA	6E				
FOCUS	1998	2004	FO21T7					TEX / CR	60				S5
FOCUS	1998	2004	FO21AP										
FOCUS	1998	2004	FO21MH	FO21TE	FO21FH	Y	Y	TEX / CR	60	Y	P-BOX		
FOCUS	2004	2010	HU101T17					TEX / CR	63				
FOCUS	2004	2010	HU101MH	HU101TE	HU101FH	Y	Y	TEX / CR	63	Y	P-BOX		
FOCUS	2011							TEX / MA	6E				
FOCUS C-MAX	2003	2010	HU101T17					TEX / CR	63				
FOCUS C-MAX	2003	2010	HU101MH	HU101TE	HU101FH	Y	Y	TEX / CR	63	Y	P-BOX		
FUSION	2002		FO21T17					TEX / CR	63				S5
FUSION	2002		FO21MH	FO21TE	FO21FH	Y	Y	TEX / CR	63	Y	P-BOX		

FOR:
PER:


FORD EU



T 1-1050
T 1-2330
T 1051-2330
T 1-2-3-4



HU66BT1
.... 1-2000



HU66T10
1ATS 00001-17850
.... 1-2000
.... 1-6000



HU66DT5
.... 1-2000



HU66FH
.... 1-2000
.... 0001-6000



FO21TE



FO21T3

Red head
Testa rossa



FO21T7



FO21T3M

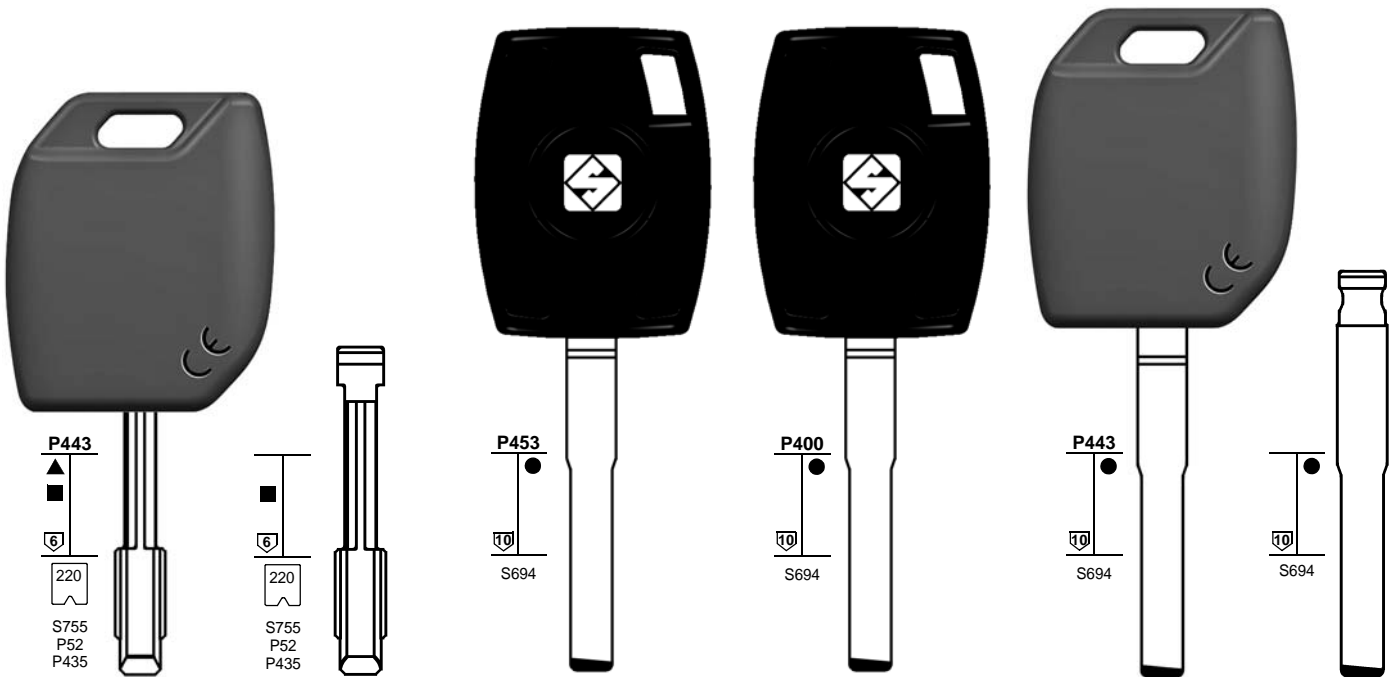
WITTE

WITTE

TIBBE - VALEO

FOR:
PER:

FORD EU



FO21MH

T 1-1050
T 1-2330
T 1051-2330
T 1-2-3-4



FO21FH

T 1-1050
T 1-2330
T 1051-2330
T 1-2-3-4



HU101TE

.... 1-4000



HU101T17

.... 1-4000



HU101MH

.... 1-4000



HU101FH

.... 1-4000

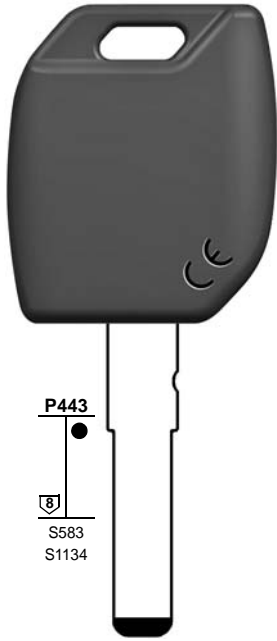
TIBBE - VALEO

STRATTEC

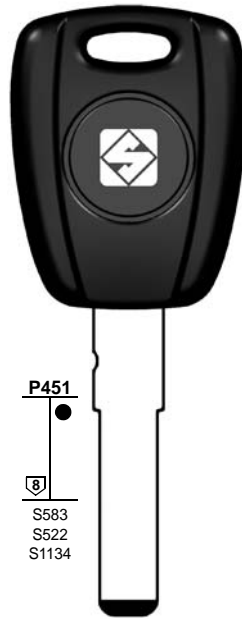
STRATTEC

FOR:
PER:

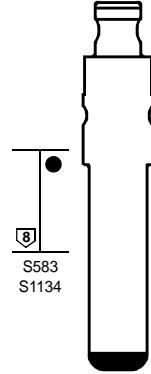
FORD EU



SIP22MH
DE 1-11210



SIP22TE
DE 1-11210



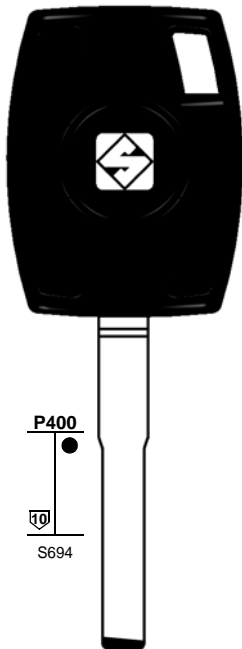
SIP22FH
DE 1-11210

GIOBERT - TRW SIPEA

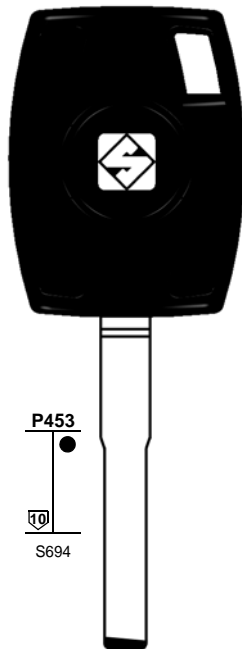
GIOBERT - TRW SIPEA

FOR:
PER:

FORD EU



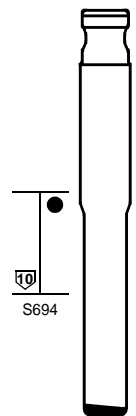
HU101T17
. 1-4000



HU101TE
. 1-4000



HU101MH
. 1-4000



HU101FH
. 1-4000

STRATTEC

STRATTEC

1	2	2a	3	3a	3b	e1+e2		6	42+71	72	43+44a	12	15
---	---	----	---	----	----	-------	--	---	-------	----	--------	----	----

GTI
COMPATIBLE

IGNITION



CAR MAKE MODEL	FROM	TO	SILCA REF.	SILCA REF.	SILCA REF.	COPY	GEN.	TRANSP. TYPE	FAST COPY PLUS RW4 PLUS FAST COPY/RW4	FAST COPY PLUS RW4 PLUS	FAST COPY RW4	STP
			SILCA REF.	SILCA TE	SILCA FLIP							

For more info on the uses of car keys, refer to the Silca Electronic Keys Catalogue:

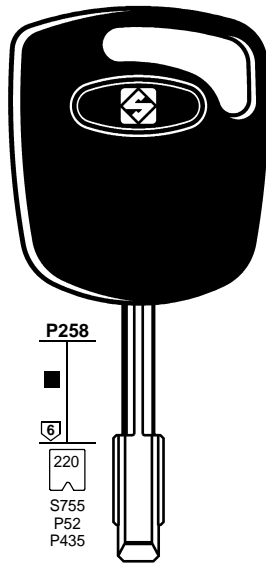
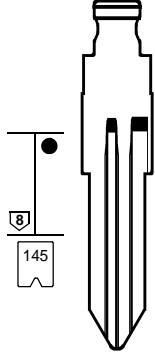
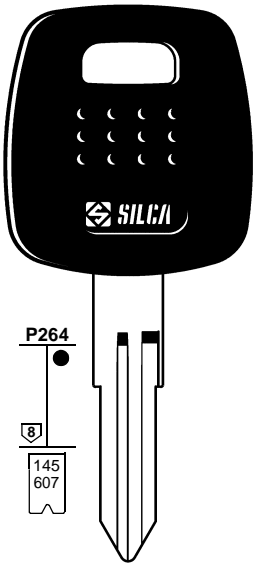


FORD EU

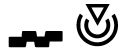
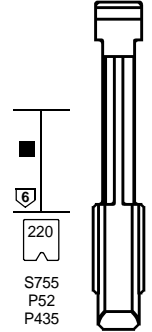
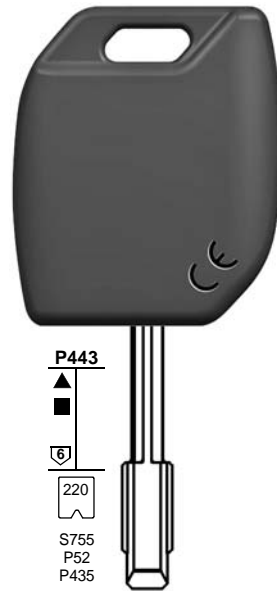
KA	2009		SIP22MH	SIP22TE	SIP22FH	Y		PH / CR2	46	Y	P-BOX	
KUGA	2008		HU101T17					TEX / CR	63			
KUGA	2008		SMARTKEY					TEX / CR	63			
KUGA	2008		HU101MH	HU101TE	HU101FH	Y	Y	TEX / CR	63	Y	P-BOX	

FOR:
PER:

FORD EU



T 1-1050
T 1-2330
T 1051-2330
T 1-2-3-4



NSN11T2

X 1-8000
..... 1-22185
..... 30001-37850
X 8001-9000



NSN11FH

X 1-8000
X 8001-9000



FO21TE



FO21T3

Red head
Testa rossa



FO21T7



FO21T3M



FO21MH

T 1-1050
T 1-2330
T 1051-2330
T 1-2-3-4



FO21FH

T 1-1050
T 1-2330
T 1051-2330
T 1-2-3-4

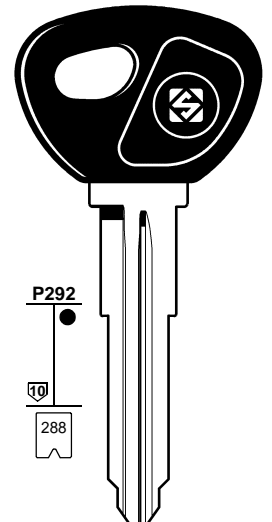
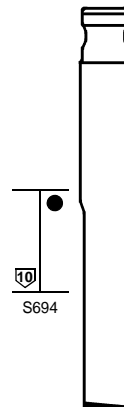
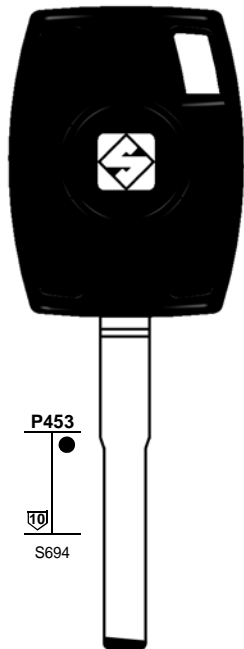
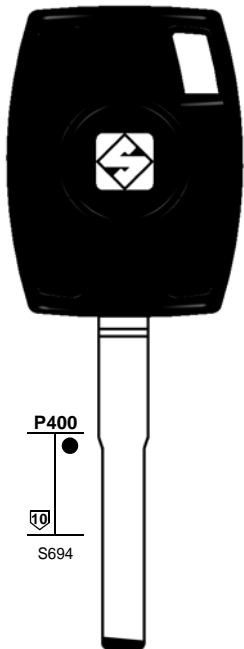
VALEO

TIBBE - VALEO

TIBBE - VALEO

FOR:
PER:

FORD EU



HU101T17

..... 1-4000



HU101TE

..... 1-4000



HU101MH

..... 1-4000



HU101FH

..... 1-4000



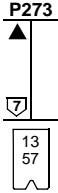
MAZ13T5

.....
10100-12283

1	2	2a	3	3a	3b	e1+e2		6	42+71	72	43+44a	12	15
						GTI COMPATIBLE		IGNITION 					
CAR MAKE MODEL	FROM	TO	SILCA REF.	SILCA REF.	SILCA REF.	COPY	GEN.	TRANSP. TYPE	FAST COPY PLUS RW4 PLUS FAST COPY/RW4	FAST COPY PLUS RW4 PLUS	FAST COPY RW4	STP	
For more info on the uses of car keys, refer to the Silca Electronic Keys Catalogue:													
FORD EU													
MAVERICK	1995	1997	NSN11T2		NSN11FH			PH	33	Y	Y		
MONDEO	1995	2001	FO21T3					TEXAS	4C				S2
MONDEO	1995	2001	FO21T3M					TEXAS	4C				S2
MONDEO	1995	2001	FO21T3					TEXAS	4C				S5
MONDEO	1995	2001	FO21T3M					TEXAS	4C				S5
MONDEO	1995	2001	FO21MH	FO21TE	FO21FH	Y	Y	TEXAS	4C	Y	P-BOX		
MONDEO	2001	2007	FO21T7					TEX / CR	60				S5
MONDEO	2001	2007	FO21MH	FO21TE	FO21FH	Y	Y	TEX / CR	60	Y	P-BOX		
MONDEO	2007	2010	HU101T17					TEX / CR	63				
MONDEO	2007	2010	HU101MH	HU101TE	HU101FH	Y	Y	TEX / CR	63	Y	P-BOX		
MONDEO	2011							TEX / MA	6E				
PROBE	1996	1997	MAZ13T5					TEMIC	12	Y	Y		S4
PUMA	1998	2002	FO21T3					TEXAS	4C				S2
PUMA	1998	2002	FO21T3M					TEXAS	4C				S2
PUMA	1998	2002	FO21T3					TEXAS	4C				S5
PUMA	1998	2002	FO21T3M					TEXAS	4C				S5
PUMA	1998	2002	FO21MH	FO21TE	FO21FH	Y	Y	TEXAS	4C	Y	P-BOX		
RANGER	2006	2012						TEM / CR	8C				
RANGER	2012							TEX / MA	6E				
SCORPIO	1995	1998	FO21T3					TEXAS	4C				S2
SCORPIO	1995	1998	FO21T3M					TEXAS	4C				S2
SCORPIO	1995	1998	FO21T3M					TEXAS	4C				S5
SCORPIO	1995	1998	FO21T3					TEXAS	4C				S5
SCORPIO	1995	1998	FO21MH	FO21TE	FO21FH	Y	Y	TEXAS	4C	Y	P-BOX		
S-MAX	2006	2010	HU101T17					TEX / CR	63				
S-MAX	2006	2010	HU101MH	HU101TE	HU101FH	Y	Y	TEX / CR	63	Y	P-BOX		
S-MAX	2011							TEX / MA	6E				
TRANSIT	1995	2000	FO21T3					TEXAS	4C				S2
TRANSIT	1995	2000	FO21T3M					TEXAS	4C				S2
TRANSIT	1995	2000	FO21T3M					TEXAS	4C				S5
TRANSIT	1995	2000	FO21T3					TEXAS	4C				S5
TRANSIT	1995	2000	FO21MH	FO21TE	FO21FH	Y	Y	TEXAS	4C	Y	P-BOX		
TRANSIT	2000	2006	FO21T7					TEX / CR	60				S5
TRANSIT	2000	2006	FO21MH	FO21TE	FO21FH	Y	Y	TEX / CR	60	Y	P-BOX		
TRANSIT	2007		FO21T17					TEX / CR	63				
TRANSIT	2007		FO21MH	FO21TE	FO21FH	Y	Y	TEX / CR	63	Y	P-BOX		
TRANSIT	2007							TEX / CR2	6F				
TRANSIT	2007		FO21MH	FO21TE	FO21FH	Y	Y	TEX / CR2	6F	Y	P-BOX		

FOR:
PER:

FORD SUD AMERICA



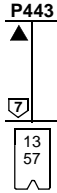
FO10TE

AK 1-1000
TL 1-1000
TX 1-1859



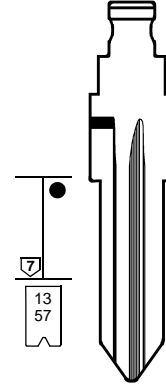
FO10T7

AK 1-1000
TC 1-1000
TX 1-1859



FO10MH

AK 1-1000
TC 1-1000
TX 1-1859

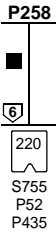
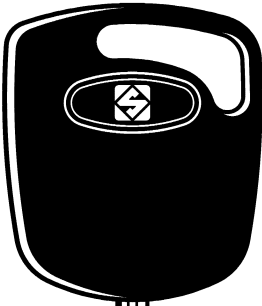


FO10FH

AK 1-1000
TL 1-1000
TX 1-1859

FOR:
PER:

FORD SUD AMERICA



S755
P52
P435

T 1-1050
T 1-2330
T 1051-2330
T 1-2-3-4



FO21TE



FO21T3

Red head
Testa rossa



FO21T7



FO21T3M

TIBBE - VALEO

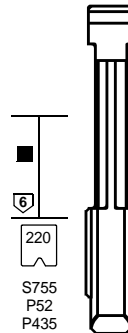


S755
P52
P435



FO21MH

T 1-1050
T 1-2330
T 1051-2330
T 1-2-3-4



S755
P52
P435



FO21FH

T 1-1050
T 1-2330
T 1051-2330
T 1-2-3-4



FO38RT3

..... X
0001-1706




















FO38RT17

..... X
0001-1706

STRATTEC

TIBBE - VALEO

1	2	2a	3	3a	3b	e1+e2		6	42+71	72	43+44a	12	15
						GTI COMPATIBLE		IGNITION   					
CAR MAKE MODEL	FROM	TO	SILCA REF.	SILCA REF.	SILCA REF.	COPY	GEN.	TRANSP. TYPE	FAST COPY PLUS RW4 PLUS FAST COPY/RW4	FAST COPY PLUS RW4 PLUS	FAST COPY RW4	STP	
													

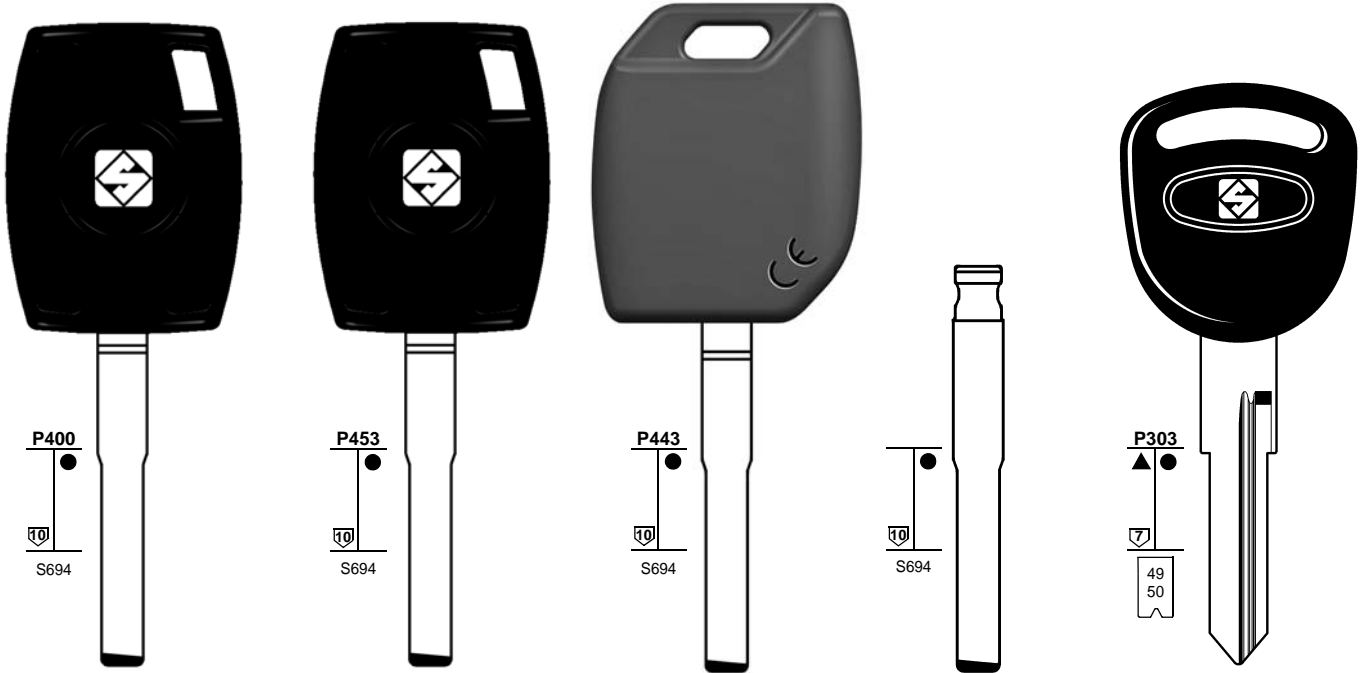
For more info on the uses of car keys, refer to the Silca Electronic Keys Catalogue: 

FORD SUD AMERICA

C-MAX	2004	2007	FO10MH	FO10TE	FO10FH	Y	Y	TEX / CR	60	Y	P-BOX		
C-MAX	2004	2007	FO10T7					TEX / CR	60				
COURIER	1998	2002	FO21T3					TEXAS	4C				S2
COURIER	1998	2002	FO21T3					TEXAS	4C				S5
ECO-SPORT	2003	2007	FO10MH	FO10TE	FO10FH	Y	Y	TEX / CR	60	Y	P-BOX		
ECO-SPORT	2003	2007	FO10T7					TEX / CR	60				
ESCORT	1998	2002	FO21T3M					TEXAS	4C				S2
EXPLORER	1998	2003	FO38RT3					TEXAS	4C				C
EXPLORER (USA)	2004		FO38RT17					TEX / CR	63				C
FIESTA	2003		FO10MH	FO10TE	FO10FH	Y	Y	TEX / CR	60	Y	P-BOX		
FIESTA	2003		FO10T7					TEX / CR	60				
FIESTA MAX	2005		FO10T7					TEX / CR	60				
FIESTA MAX	2005		FO10MH	FO10TE	FO10FH	Y	Y	TEX / CR	60	Y	P-BOX		
FOCUS	1998	2007	FO21MH	FO21TE	FO21FH	Y	Y	TEX / CR	60	Y	P-BOX		
FOCUS	1998	2007	FO21T7					TEX / CR	60				
F-100	2000	2005	FO38RT3					TEXAS	4C				C
KA	1998	2002	FO21T3					TEXAS	4C				S2
KA	1998	2002	FO21T3					TEXAS	4C				S5
KA	2008		FO21T7					TEX / CR	60				
KA	2008		FO21MH	FO21TE	FO21FH	Y	Y	TEX / CR	60	Y	P-BOX		
MONDEO	2006	2007	FO21T7					TEX / CR	60				S5
MONDEO	2006	2007	FO21MH	FO21TE	FO21FH	Y	Y	TEX / CR	60	Y	P-BOX		

FOR:
PER:

FORD SUD AMERICA



HU101T17
..... 1-4000

HU101TE
..... 1-4000

HU101MH
..... 1-4000

HU101FH
..... 1-4000

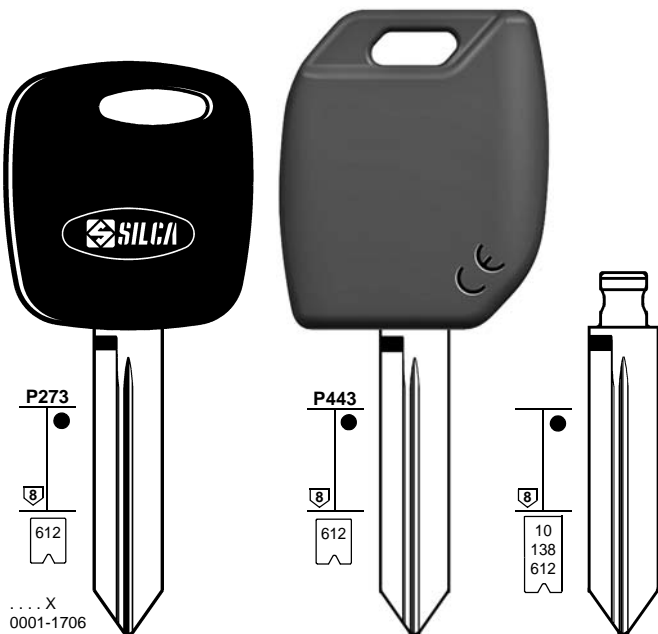
WT7FP
HV 1-8154
HV 1001-9282

HUF

HUF

FOR:
PER:

FORD SUD AMERICA



..... X
0001-1706

FO38RTE

FO38RMH
..... X
0001-1706

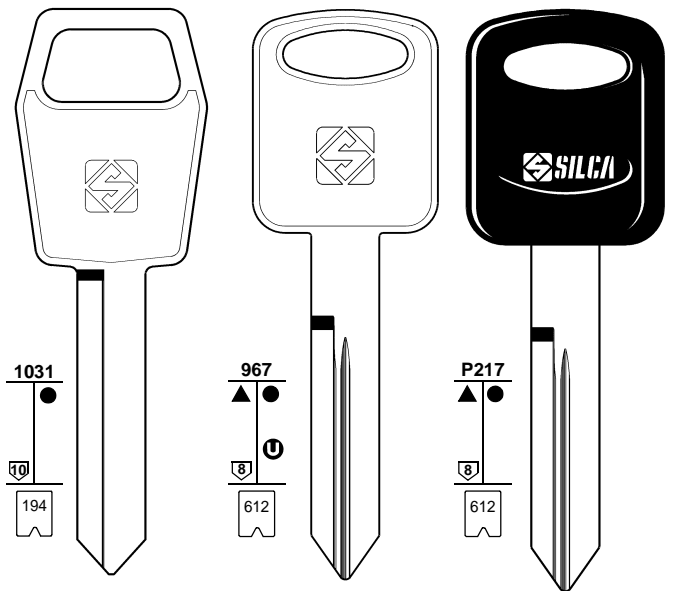
FO38RFH
... A ... 101-381.501-579
... B ... 101-410.501-602
... C ... 101-404.501-624
... D ... 101-340.501-602
... E ... 101-304.501-579
... X 1-1706

FO38RT3

FO38RT17

STRATTEC

FORD USA



FO35
... A ... 101-381.501-579
... B ... 101-410.501-602
... C ... 101-404.501-624
... D ... 101-340.501-602
... E ... 101-304.501-579

FO40R
..... X 1-1706
..... Y 1-1200

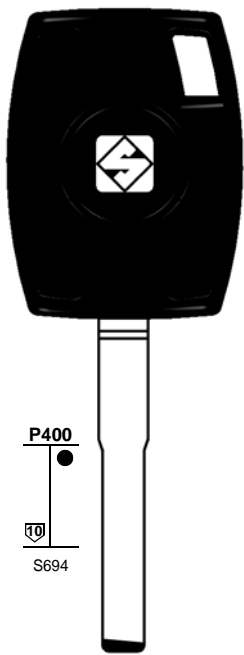
FO40RBP
..... X 1-1706
..... Y 1-1200

STRATTEC

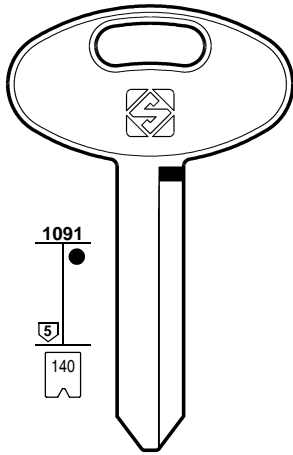
STRATTEC

FOR:
PER:

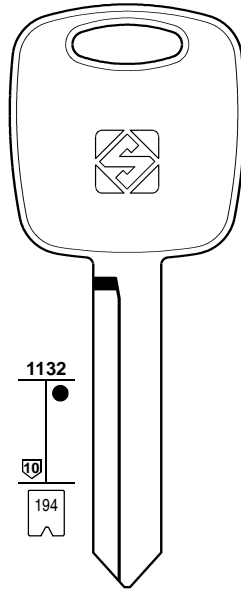
FORD USA



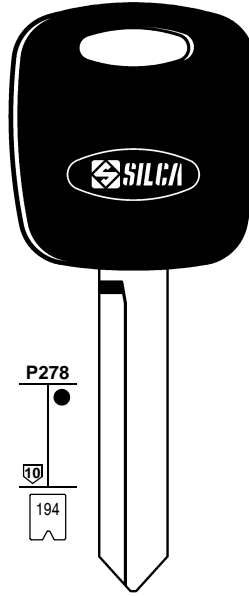
HU101T20
.... 1-4000



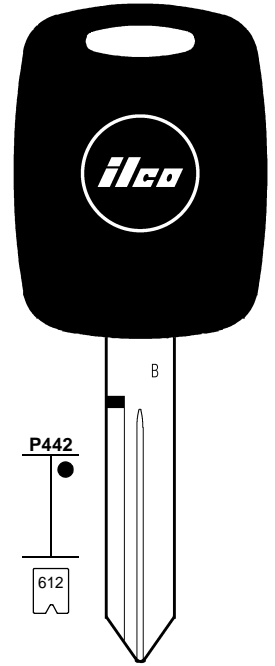
FO37R
FB-PF
0000-1863



FO39
... A ... 101-381.501-579
... B ... 101-410.501-602
... C ... 101-404.501-624
... D ... 101-340.501-602
... E ... 101-304.501-579



FO39CP
... A ... 101-381.501-579
... B ... 101-410.501-602
... C ... 101-404.501-624
... D ... 101-340.501-602
... E ... 101-304.501-579



H72-EK3
.... X
1-1706

STRATTEC

STRATTEC

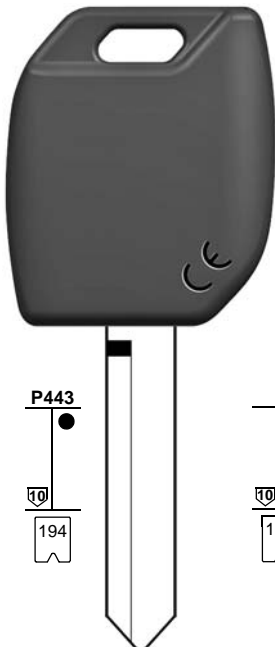
FOR:
PER:

FORD USA



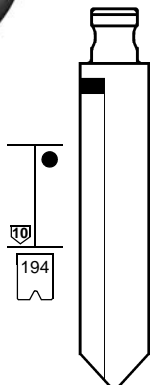
FO26TE

FO26T3



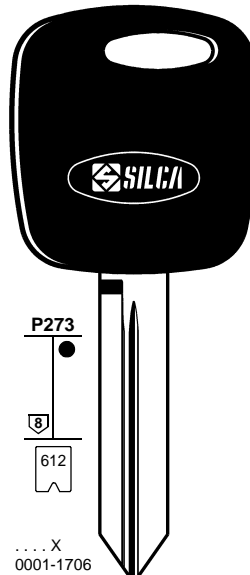
FO26MH

... A ... 101-381.501-579
... B ... 101-410.501-602
... C ... 101-404.501-624
... D ... 101-340.501-602
... E ... 101-304.501-579



FO26FH

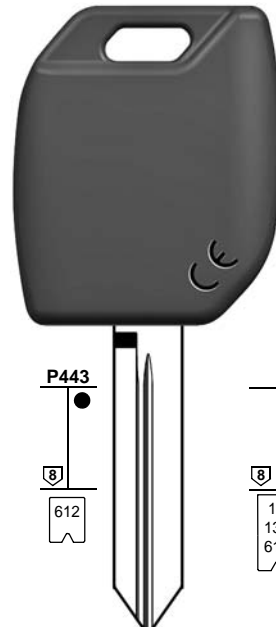
... A ... 101-381.501-579
... B ... 101-410.501-602
... C ... 101-404.501-624
... D ... 101-340.501-602
... E ... 101-304.501-579



FO38RT3

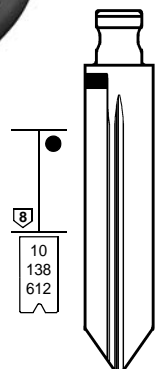
FO38RT3

FO38RT17



FO38RMH

.... X
0001-1706



FO38RFH

... A ... 101-381.501-579
... B ... 101-410.501-602
... C ... 101-404.501-624
... D ... 101-340.501-602
... E ... 101-304.501-579
.... X 1-1706

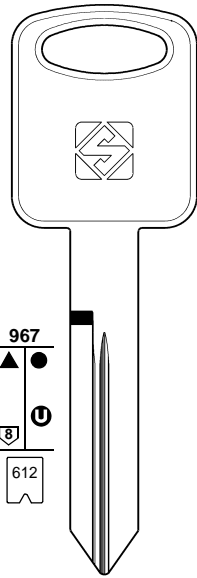
STRATTEC

STRATTEC

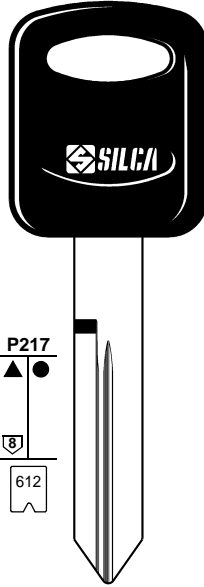
STRATTEC

FOR:
PER:

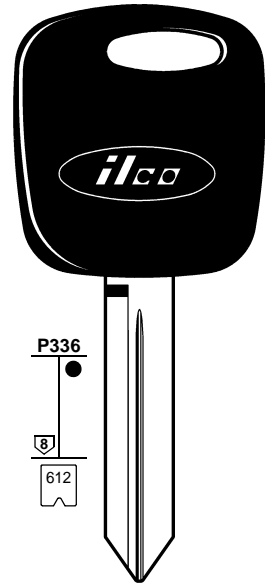
FORD USA



FO40R
.... X 1-1706
.... Y 1-1200



FO40RBP
.... X 1-1706
.... Y 1-1200



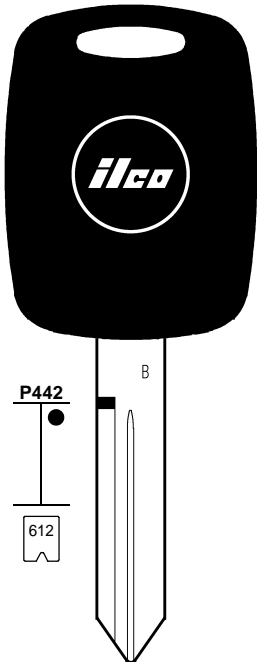
H86-PT
.... X
0001-1706

STRATTEC

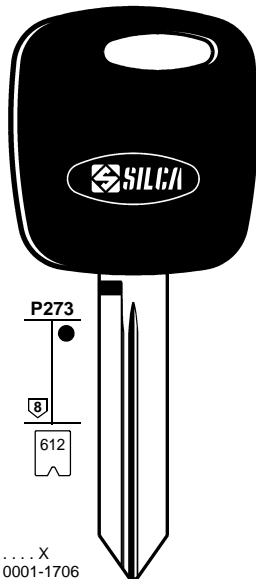
STRATTEC

FOR:
PER:

FORD USA



H72-EK3
.... X
1-1706



.... X
0001-1706



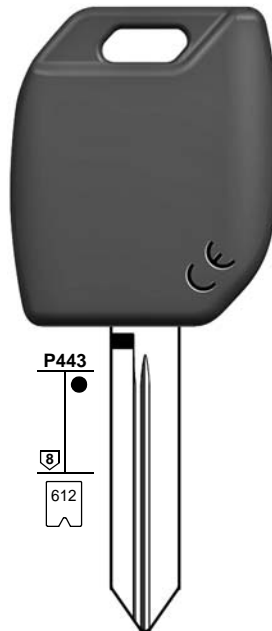
FO38RTE



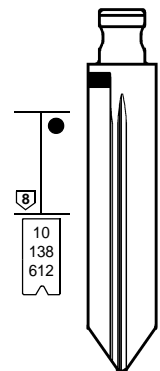
FO38RT3



FO38RT17



FO38RMH
.... X
0001-1706



FO38RFH
.... A ... 101-381.501-579
.... B ... 101-410.501-602
.... C ... 101-404.501-624
.... D ... 101-340.501-602
.... E ... 101-304.501-579
.... X 1-1706

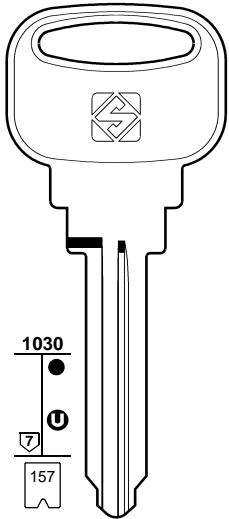
STRATTEC

STRATTEC

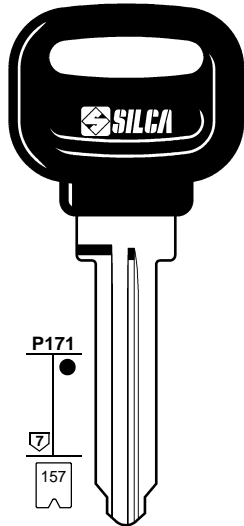
1	2	2a	3	3a	3b	e1+e2		6	42+71	72	43+44a	12	15
						GTI COMPATIBLE		IGNITION					
CAR MAKE MODEL	FROM	TO	SILCA REF.	SILCA REF.	SILCA REF.	COPY	GEN.	TRANSP. TYPE	FAST COPY PLUS RW4 PLUS FAST COPY/RW4	FAST COPY PLUS RW4 PLUS	FAST COPY RW4	STP	
For more info on the uses of car keys, refer to the Silca Electronic Keys Catalogue:													
FORD USA													
ESCAPE	2001	2004	H86-PT					TEX / CR	60				H
ESCAPE	2001	2004	FO38RMH	FO38RTE	FO38RFH	Y	Y	TEX / CR	60	Y	P-BOX		
ESCAPE	2005	2012	FO38RT17					TEX / CR	63				C
ESCAPE	2005	2012	FO38RMH	FO38RTE	FO38RFH	Y	Y	TEX / CR	63	Y	P-BOX		
ESCAPE	2012							TEX / MA	6E				
E-SERIES VAN	2008	2012	FO38RT17					TEX / CR	63				
E-SERIES VAN	2008	2012	FO38RMH	FO38RTE	FO38RFH	Y	Y	TEX / CR	63	Y	P-BOX		
E-SERIES VAN	2008							TEX / MA	6E				C
EXCURSION	2000	2006	FO38RT3					TEXAS	4C				C
EXCURSION	2000	2006	FO38RMH	FO38RTE	FO38RFH	Y	Y	TEXAS	4C	Y	P-BOX		
EXCURSION	2000	2006	H72-EK3					TEXAS	4C	Y	Y		
EXPEDITION	1997	1998	FO38RT3					TEXAS	4C				B
EXPEDITION	1997	2002	FO38RMH	FO38RTE	FO38RFH	Y	Y	TEXAS	4C	Y	P-BOX		
EXPEDITION	1997	2002	H72-EK3					TEXAS	4C	Y	Y		
EXPEDITION	1999	2002	FO38RT3					TEXAS	4C				C
EXPEDITION	2003	2010	FO38RT17					TEX / CR	63				C
EXPEDITION	2003	2010	FO38RMH	FO38RTE	FO38RFH	Y	Y	TEX / CR	63	Y	P-BOX		
EXPEDITION	2011							TEX / MA	6E				
EXPLORER	1996	1997	FO40R										
EXPLORER	1996	1997	FO40RBP										
EXPLORER	1998	2001	FO38RT3					TEXAS	4C				C
EXPLORER	1998	2001	H72-EK3					TEXAS	4C	Y	Y		
EXPLORER	1998	2001	FO38RMH	FO38RTE	FO38RFH	Y	Y	TEXAS	4C	Y	P-BOX		
EXPLORER	2001	2003	FO38RMH	FO38RTE	FO38RFH	Y	Y	TEX / CR	60	Y	P-BOX		
EXPLORER	2001	2003	H86-PT					TEX / CR	60				C
EXPLORER	2004	2010	FO38RT17					TEX / CR	63				C
EXPLORER	2004	2010	FO38RMH	FO38RTE	FO38RFH	Y	Y	TEX / CR	63	Y	P-BOX		
EXPLORER	2010		SMARTKEY					TEX / MA	6E				
EXPLORER	2011							TEX / MA	6E				
EXPLORER SPORT TRAC	1999	2001	FO38RT3					TEXAS	4C				C
EXPLORER SPORT TRAC	1999	2001	FO38RMH	FO38RTE	FO38RFH	Y	Y	TEXAS	4C	Y	P-BOX		
EXPLORER SPORT TRAC	2002	2010	FO38RT17					TEX / CR	63				C
EXPLORER SPORT TRAC	2002	2010	FO38RMH	FO38RTE	FO38RFH	Y	Y	TEX / CR	63	Y	P-BOX		
F-150	1998	2004	FO38RT3					TEXAS	4C				C
F-150	1998	2004	FO38RMH	FO38RTE	FO38RFH	Y	Y	TEXAS	4C	Y	P-BOX		
F-150	1998	2004	H72-EK3					TEXAS	4C	Y	Y		
F-150	2004	2008	FO38RT17					TEX / CR	63				C
F-150	2004	2010	FO38RMH	FO38RTE	FO38RFH	Y	Y	TEX / CR	63	Y	P-BOX		
F-150	2009	2010	FO38RT17					TEX / CR	63				C
F-150	2011							TEX / MA	6E				
F-250	1998	2004	FO38RT3					TEXAS	4C				C
F-250	1998	2004	FO38RMH	FO38RTE	FO38RFH	Y	Y	TEXAS	4C	Y	P-BOX		
F-250	1998	2004	H72-EK3					TEXAS	4C	Y	Y		
F-250	2004	2008	FO38RT17					TEX / CR	63				C
F-250	2004	2010	FO38RMH	FO38RTE	FO38RFH	Y	Y	TEX / CR	63	Y	P-BOX		
F-250	2008	2010	FO38RT17					TEX / CR	63				C

FOR:
PER:

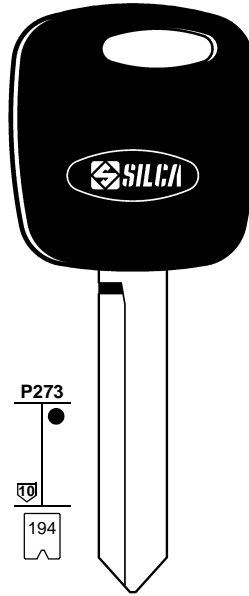
FORD USA



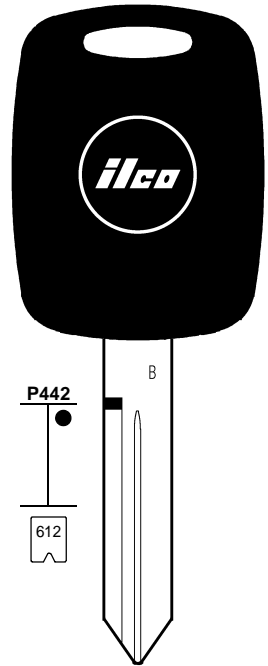
FO22R
FA ...
6500-7733



FO22RP
FA ...
6500-7733



FO26T3
... A ... 101-381.501-579
... B ... 101-410.501-602
... C ... 101-404.501-624
... D ... 101-340.501-602
... E ... 101-304.501-579

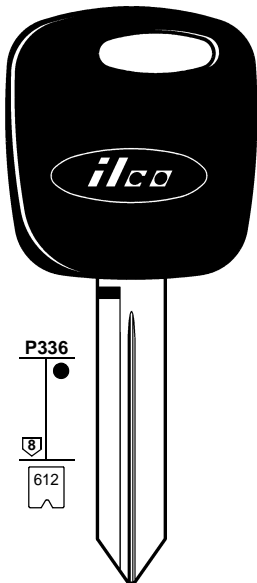


H72-EK3
... X
1-1706

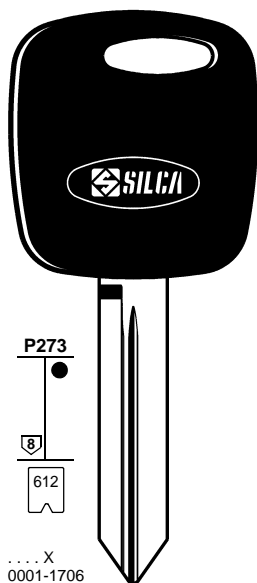
STRATTEC

FOR:
PER:

FORD USA



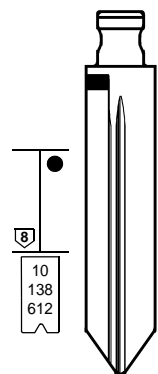
H86-PT
... X
0001-1706



FO38RTE
FO38RT3
FO38RT17



FO38RMH
... X
0001-1706



FO38RFH
... A ... 101-381.501-579
... B ... 101-410.501-602
... C ... 101-404.501-624
... D ... 101-340.501-602
... E ... 101-304.501-579
... X 1-1706

STRATTEC

STRATTEC

1	2	2a	3	3a	3b	e1+e2		6	42+71	72	43+44a	12	15
						GTI COMPATIBLE		IGNITION					
CAR MAKE MODEL	FROM	TO	SILCA REF.	SILCA REF.	SILCA REF.	COPY	GEN.	TRANSP. TYPE	FAST COPY PLUS RW4 PLUS FAST COPY/RW4	FAST COPY PLUS RW4 PLUS	FAST COPY RW4	STP	
For more info on the uses of car keys, refer to the Silca Electronic Keys Catalogue:													
FORD USA													
F-250	2011							TEX / MA	6E				
F-350	1999	2003	FO38RT3					TEXAS	4C				C
F-350	1999	2003	H72-EK3					TEXAS	4C	Y	Y		
F-350	1999	2003	FO38RMH	FO38RTE	FO38RFH	Y	Y	TEXAS	4C	Y		P-BOX	
F-350	2004	2007	FO38RT17					TEX / CR	63				C
F-350	2004	2010	FO38RMH	FO38RTE	FO38RFH	Y	Y	TEX / CR	63	Y		P-BOX	
F-350	2008	2010	FO38RT17					TEX / CR	63				C
F-350	2011							TEX / MA	6E				
FIESTA	2011							TEX / MA	6E				
FIVE HUNDRED	2005	2007	FO38RT17					TEX / CR	63				C
FIVE HUNDRED	2005	2007	FO38RMH	FO38RTE	FO38RFH	Y	Y	TEX / CR	63	Y		P-BOX	
FLEX	2009	2010	FO38RT17					TEX / CR2	6F				
FLEX	2009	2009	FO38RMH	FO38RTE	FO38RFH	Y	Y	TEX / CR3	6A	Y		P-BOX	
FLEX	2009	2010	FO38RMH	FO38RTE	FO38RFH	Y	Y	TEX / CR2	6F	Y		P-BOX	
FLEX	2011							TEX / MA	6E				
FOCUS	2000	2005	H86-PT					TEX / CR	60				C
FOCUS	2005	2007	FO38RMH	FO38RTE	FO38RFH	Y	Y	TEX / CR	63	Y		P-BOX	
FOCUS	2006	2010	FO38RT17					TEX / CR	63				C
FOCUS	2011	2011						TEX / MA	6E				
FOCUS	2012							TEX / MA	6E				
FREESTAR	2004	2007	FO38RT17					TEX / CR	63				C
FREESTAR	2004	2007	FO38RMH	FO38RTE	FO38RFH	Y	Y	TEX / CR	63	Y		P-BOX	
FREESTYLE	2005	2007	FO38RT17					TEX / CR2	6F				C
FREESTYLE	2005	2007	FO38RMH	FO38RTE	FO38RFH	Y	Y	TEX / CR2	6F	Y		P-BOX	
FREESTYLE	2005	2007	FO38RMH	FO38RTE	FO38RFH	Y	Y	TEX / CR3	6A	Y		P-BOX	
FUSION	2006	2011	FO38RT17					TEX / CR2	6F				
FUSION	2006	2011	FO38RMH	FO38RTE	FO38RFH	Y	Y	TEX / CR2	6F	Y		P-BOX	
FUSION	2006	2009	FO38RMH	FO38RTE	FO38RFH	Y	Y	TEX / CR3	6A	Y		P-BOX	
FUSION	2011							TEX / MA	6E				
GT	2005	2006	FO38RT3					TEXAS	4C				C
LTD	1998	2003	FO38RT3					TEXAS	4C				C
MERKUR	1987	1990	FO22RP										
MERKUR	1987	1990	FO22R										
MUSTANG	1997	1998	FO26T3					TEXAS	4C				B
MUSTANG	1998	2004	FO38RT3					TEXAS	4C				C
MUSTANG	1998	2004	FO38RMH	FO38RTE	FO38RFH	Y	Y	TEXAS	4C	Y		P-BOX	
MUSTANG	1998	2004	H72-EK3					TEXAS	4C	Y	Y		
MUSTANG	2005	2012	FO38RMH	FO38RTE	FO38RFH	Y	Y	TEX / CR	63	Y		P-BOX	
MUSTANG	2011							TEX / MA	6E				
MUSTANG COBRA	1996	1997	FO38RT3					TEXAS	4C				B
MUSTANG COBRA	1996	1997	H72-EK3					TEXAS	4C	Y	Y		
MUSTANG COBRA	1996	1997	FO38RMH	FO38RTE	FO38RFH	Y	Y	TEXAS	4C	Y		P-BOX	
MUSTANG GT	1996	1997	FO38RT3					TEXAS	4C				B
MUSTANG GT	1996	1997	FO38RMH	FO38RTE	FO38RFH	Y	Y	TEXAS	4C	Y		P-BOX	
MUSTANG GT	1996	1997	H72-EK3					TEXAS	4C	Y	Y		

FOR:
PER:

FORD USA

 1030 P171 967 P217 P442 1132	 FO22R FA 6500-7733	 FO22RP FA 6500-7733	 FO40R X 1-1706 Y 1-1200	 FO40RBP X 1-1706 Y 1-1200	 H72-EK3 X 1-1706	 FO39 . . . A . . . 101-381.501-579 . . . B . . . 101-410.501-602 . . . C . . . 101-404.501-624 . . . D . . . 101-340.501-602 . . . E . . . 101-304.501-579
---	---	--	--	--	---	--

STRATTEC

STRATTEC

FOR:
PER:

FORD USA

 P278 968 P218 P273 P443	 FO39CP . . . A . . . 101-381.501-579 . . . B . . . 101-410.501-602 . . . C . . . 101-404.501-624 . . . D . . . 101-340.501-602 . . . E . . . 101-304.501-579	 FO32R 10100-12283	 FO32RAP 10100-12283	 FO38RTE X 0001-1706	 FO38RMH X 0001-1706	 FO38RFH . . . A . . . 101-381.501-579 . . . B . . . 101-410.501-602 . . . C . . . 101-404.501-624 . . . D . . . 101-340.501-602 . . . E . . . 101-304.501-579 . . . X 1-1706
--	--	---	---	--	--	---

STRATTEC

1		2	2a	3	3a	3b	e1+e2		6	42+71	72	43+44a	12	15	
							GTI COMPATIBLE		IGNITION 						
CAR MAKE MODEL		FROM	TO	SILCA REF.	SILCA REF.	SILCA REF.	COPY	GEN.	TRANSP. TYPE	FAST COPY PLUS RW4 PLUS FAST COPY/RW4	FAST COPY PLUS RW4 PLUS	FAST COPY RW4	STP		

For more info on the uses of car keys, refer to the Silca Electronic Keys Catalogue:

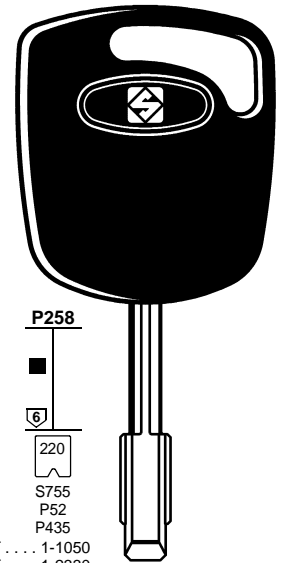
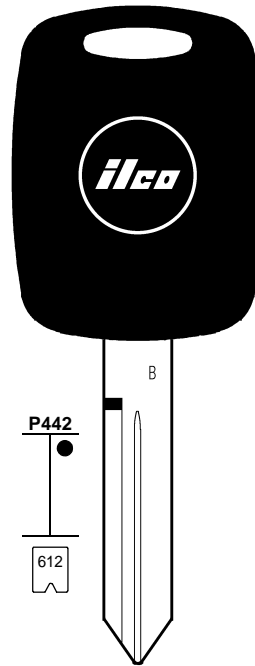
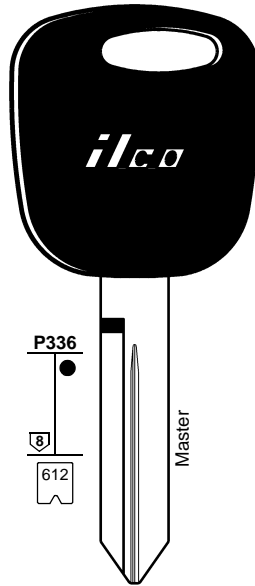
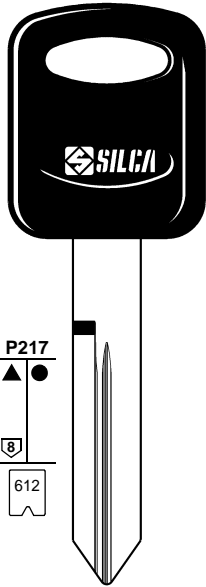
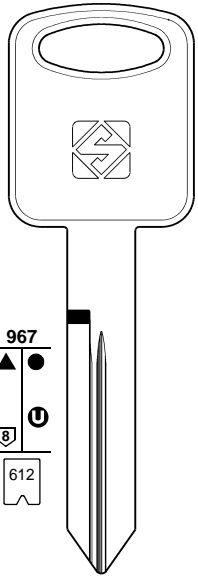


FORD USA

PROBE	1990	1993	FO22R											
PROBE	1990	1993	FO22RP											
PROBE	1994	1997	FO32RAP											
PROBE	1994	1997	FO32R											
RANGER	1999	2000	FO38RT3					TEXAS	4C					C
RANGER	1999	2000	FO38RMH	FO38RTE	FO38RFH	Y	Y	TEXAS	4C	Y	P-BOX			
RANGER	1999	2000	H72-EK3					TEXAS	4C	Y	Y			
RANGER	2001	2010	FO38RT17					TEX / CR	63					C
RANGER	2001	2010	FO38RMH	FO38RTE	FO38RFH	Y	Y	TEX / CR	63	Y	P-BOX			
RANGER	2011							TEX / MA	6E					
RANGER XLT V6	1999	2000	FO38RT3					TEXAS	4C					C
RANGER XLT V6	1999	2000	FO38RMH	FO38RTE	FO38RFH	Y	Y	TEXAS	4C	Y	P-BOX			
RANGER XLT V6	1999	2000	H72-EK3					TEXAS	4C	Y	Y			
SOME MODELS	1995	1997	FO39											
SOME MODELS	1995	1997	FO39CP											
TAURUS	1996	1997	FO40RBP											
TAURUS	1996	1997	FO40R											
TAURUS	2000	2003						TEX / CR	60					C
TAURUS	2000	2003	FO38RMH	FO38RTE	FO38RFH	Y	Y	TEX / CR	60	Y	P-BOX			
TAURUS	2004	2007	FO38RT17					TEX / CR	63					C
TAURUS	2004	2007	FO38RMH	FO38RTE	FO38RFH	Y	Y	TEX / CR	63	Y	P-BOX			
TAURUS	2008	2011	FO38RT17					TEX / CR2	6F					C
TAURUS	2008	2011	FO38RMH	FO38RTE	FO38RFH	Y	Y	TEX / CR2	6F	Y	P-BOX			
TAURUS	2008	2009	FO38RMH	FO38RTE	FO38RFH	Y	Y	TEX / CR3	6A	Y	P-BOX			
TAURUS	2012							TEX / CR	63					
TAURUS LX / SHO	1996	1997	FO38RT3					TEXAS	4C					B
TAURUS LX / SHO	1996	1999	H72-EK3					TEXAS	4C	Y	Y			
TAURUS LX / SHO	1996	1999	FO38RMH	FO38RTE	FO38RFH	Y	Y	TEXAS	4C	Y	P-BOX			
TAURUS LX / SHO	1998	1999	FO38RT3					TEXAS	4C					C
TAURUS WAGON	1996	1997	FO40R											
TAURUS WAGON	1996	1997	FO40RBP											
THUNDERBIRD	2002	2005	FO38RT17					TEX / CR	63					C

FOR:
PER:

FORD USA



T... 1-1050
T... 1-2330
T... 1051-2330
T... 1-2-3-4



FO40R
.... X 1-1706
.... Y 1-1200



FO40RBP
.... X 1-1706
.... Y 1-1200



H74-PT
.... X
0001-1706



H72-EK3
.... X
1-1706



FO21TE



FO21T17

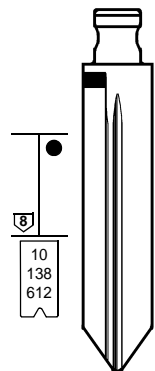
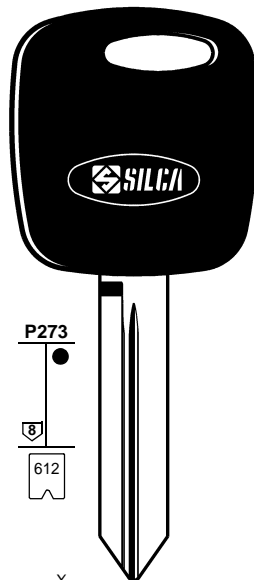
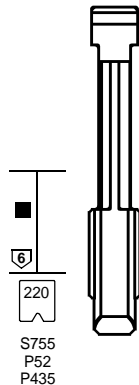
STRATTEC

STRATTEC

TIBBE - VALEO

FOR:
PER:

FORD USA



P443
▲
■
6
220
S755
P52
P435

220
S755
P52
P435

P273
●
6
612
.... X
0001-1706

P443
●
6
612

10
138
612



FO21MH
T... 1-1050
T... 1-2330
T... 1051-2330
T... 1-2-3-4



FO21FH
T... 1-1050
T... 1-2330
T... 1051-2330
T... 1-2-3-4



FO38RTE



FO38RT3



FO38RT17



FO38RMH
.... X
0001-1706



FO38RFH
... A ... 101-381.501-579
... B ... 101-410.501-602
... C ... 101-404.501-624
... D ... 101-340.501-602
... E ... 101-304.501-579
... X 1-1706

TIBBE - VALEO

STRATTEC

STRATTEC

1	2	2a	3	3a	3b	e1+e2	6	42+71	72	43+44a	12	15
						GTI COMPATIBLE		IGNITION				
CAR MAKE MODEL	FROM	TO	SILCA REF.	SILCA REF.	SILCA REF.	COPY	GEN.	TRANSP. TYPE	FAST COPY PLUS RW4 PLUS FAST COPY/RW4	FAST COPY PLUS RW4 PLUS	FAST COPY RW4	STP

For more info on the uses of car keys, refer to the Silca Electronic Keys Catalogue:

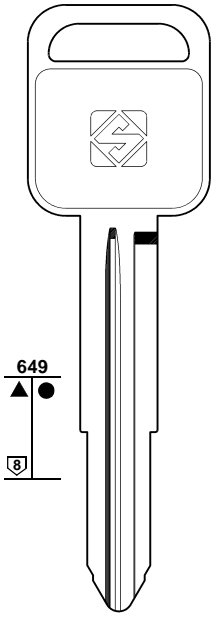


FORD USA

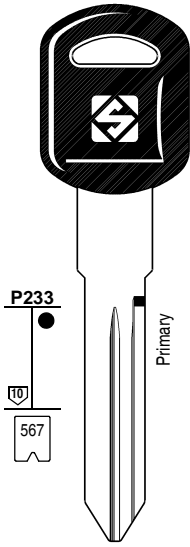
THUNDERBIRD	2002	2005	H74-PT					TEX / CR	60				C
THUNDERBIRD	2002	2005	FO38RMH	FO38RTE	FO38RFH	Y	Y	TEX / CR	60	Y		P-BOX	
THUNDERBIRD	2002	2005	FO38RMH	FO38RTE	FO38RFH	Y	Y	TEX / CR	63	Y		P-BOX	
TRANSIT CONNECT	2010	2017	FO21T17					TEX / CR	63				S5
TRANSIT CONNECT	2010	2012	FO21MH	FO21TE	FO21FH	Y	Y	TEX / CR	63	Y		P-BOX	
TRUCK	1996	1997	FO40R										
TRUCK	1996	1997	FO40RBP										
WINDSTAR	1999	2000	FO38RT3					TEXAS	4C				C
WINDSTAR	1999	2000	H72-EK3					TEXAS	4C	Y		Y	
WINDSTAR	1999	2000	FO38RMH	FO38RTE	FO38RFH	Y	Y	TEXAS	4C	Y		P-BOX	
WINDSTAR	2001	2003	FO38RT17					TEX / CR	63				C
WINDSTAR	2001	2003	FO38RMH	FO38RTE	FO38RFH	Y	Y	TEX / CR	63	Y		P-BOX	

FOR:
PER:

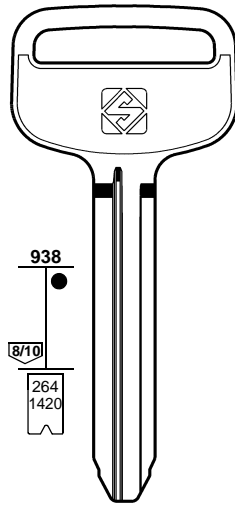
GMC (GM)



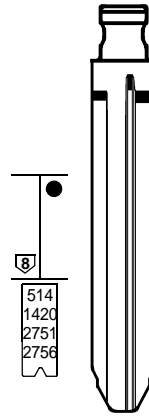
GM19



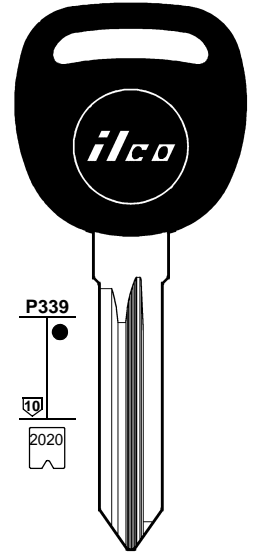
GM39EP
..... AA00-7T51
..... S000A-S711K



TOY43R
.....
10001-15000
50000-59999
60000-69999
70000-75928



TOY43RFH
..... 1001-15000
..... 70000-75928



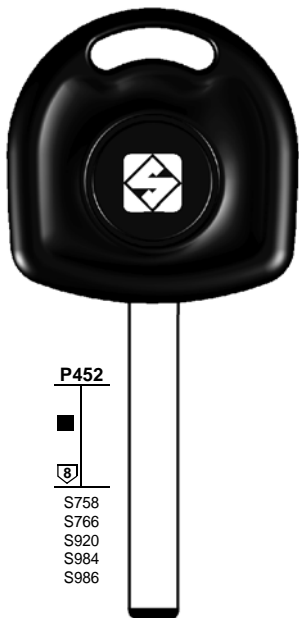
B111-PT
G 0-3631

BRIGGS & STRATTON

BRIGGS & STRATTON

FOR:
PER:

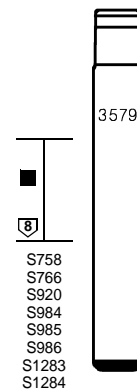
GMC (GM)



TE KEY
HU100TE
Z 1-2000
Z 2001-4000
Z 4001-6000



MH KEY
HU100MH
Z 1-2000
Z 2001-4000
Z 4001-6000



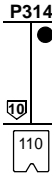
FH FLIP
HU100FH
Z 1-2000
Z 2001-4000
Z 4001-6000
..... 0001-3679

HUF - VALEO

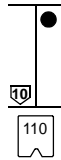
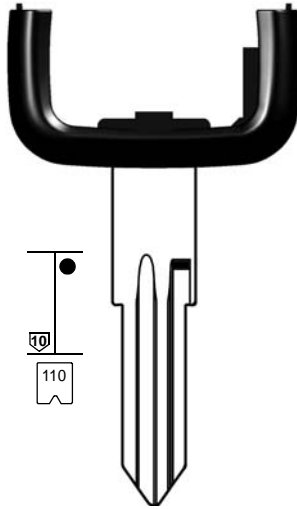
HUF - VALEO

FOR:
PER:

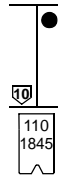
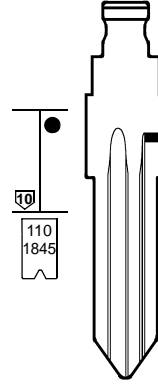
HOLDEN



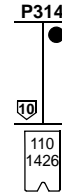
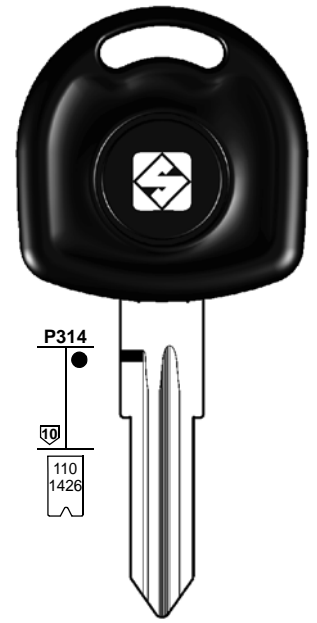
HU46T12
S 1-5200
S 5298-6300



HU46AT9
S 1-5200
S 5298-6300



HU46FH
S 5298-6300
S 1-5200



YM28T2
D 1-5200
S 1-5200
S 5298-6300
..... 1002-3997
..... 4000-5874

HU46T2
S 1-5200
S 5298-6300

HU46T9
S 1-5200
S 5298-6300

HU46AT12
S 1-5200
S 5298-6300

HU46FH
S 5298-6300
S 1-5200

WITTE

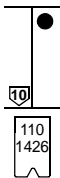
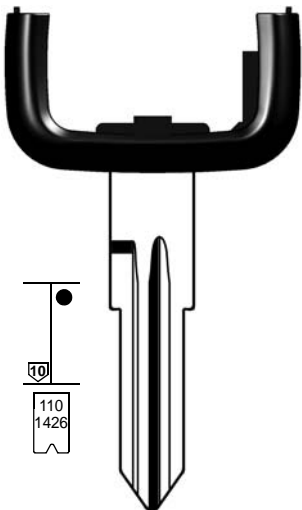
HUF - VALEO

WITTE

HUF - VALEO

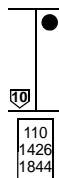
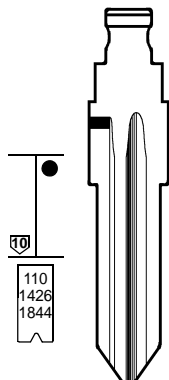
FOR:
PER:

HOLDEN



YM28AT9
D 1-5200
S 1-5200
S 5298-6300
..... 1002-3997
..... 4000-5874


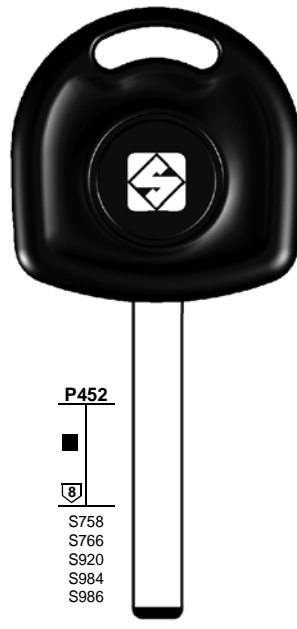
HUF - VALEO



YM28AT12
D 1-5200
S 1-5200
S 5298-6300
..... 1002-3997
..... 4000-5874

HUF - VALEO

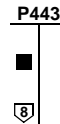
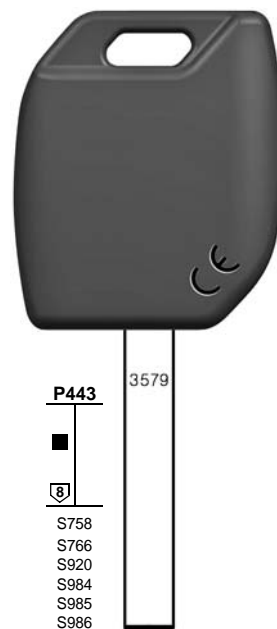
YM28FH
D 1-5200
..... 1002-3997
..... 4000-5874
D 1-5200



S758
S766
S920
S984
S986


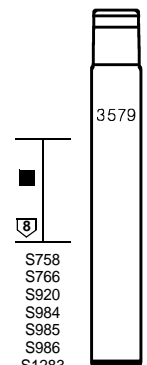
HU100TE
Z 1-2000
Z 2001-4000
Z 4001-6000

HUF - VALEO



S758
S766
S920
S984
S985
S986

HU100MH
Z 1-2000
Z 2001-4000
Z 4001-6000



S758
S766
S920
S984
S985
S986
S1283
S1284

HU100FH
Z 1-2000
Z 2001-4000
Z 4001-6000
..... 0001-3679

HUF - VALEO

1	2	2a	3	3a	3b	e1+e2		6	42+71	72	43+44a	12	15
						GTI COMPATIBLE		IGNITION 					
CAR MAKE MODEL	FROM	TO	SILCA REF.	SILCA REF.	SILCA REF.	COPY	GEN.	TRANSP. TYPE	FAST COPY PLUS RW4 PLUS FAST COPY/RW4	FAST COPY PLUS RW4 PLUS	FAST COPY RW4	STP	

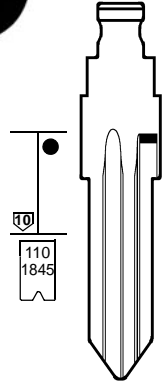
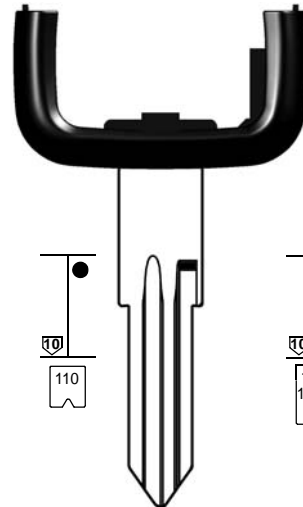
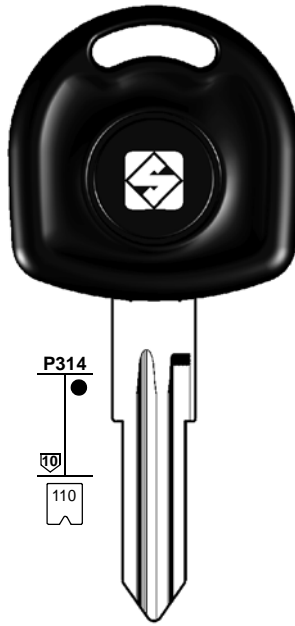
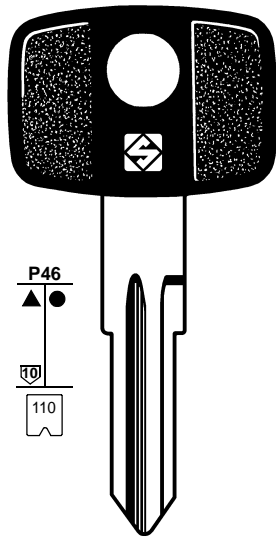
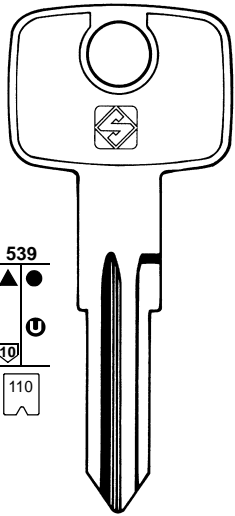
For more info on the uses of car keys, refer to the Silca Electronic Keys Catalogue:

HOLDEN

ASTRA	1995	1998	HU46T2		HU46FH			PH	33	Y	Y	S-O	
ASTRA	1995	1998	YM28T2		YM28FH			PH	33	Y	Y	S-O	
ASTRA	1998	2001	YM28AT9					PH / CR	40				
ASTRA	1998	2001	HU46AT9					PH / CR	40				
ASTRA	1998	2001	HU46T9		HU46FH			PH / CR	40				
ASTRA	1998	2000	HU46T2		HU46FH			PH / CR	40	RD	RD		
ASTRA	2001	2004	HU46AT12					PH / CR	40				
ASTRA	2001	2004	HU46T12		HU46FH			PH / CR	40				
ASTRA	2001	2004	YM28AT12					PH / CR	40				
ASTRA	2004							PH / CR2	46				
ASTRA	2004		HU100MH	HU100TE	HU100FH	Y		PH / CR2	46	Y	P-BOX		

FOR:
PER:

HOLDEN



HU46

S 1-5200
S 5298-6300



HU46P

S 1-5200
S 5298-6300



HU46T2

S 1-5200
S 5298-6300



HU46T9

S 1-5200
S 5298-6300



HU46AT9

S 1-5200
S 5298-6300



HU46FH

S 5298-6300
S 1-5200



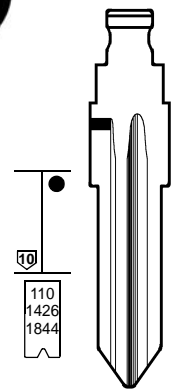
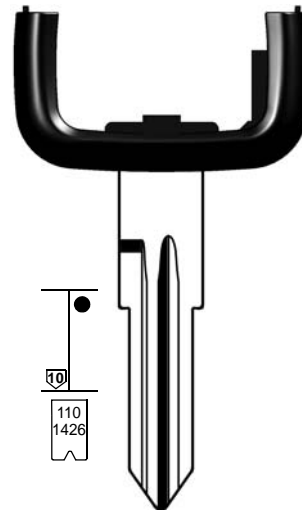
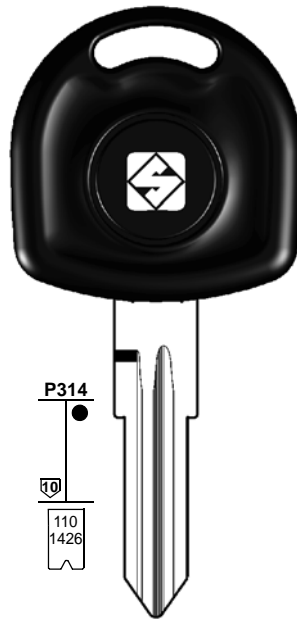
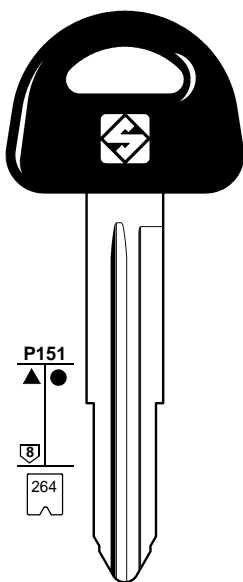
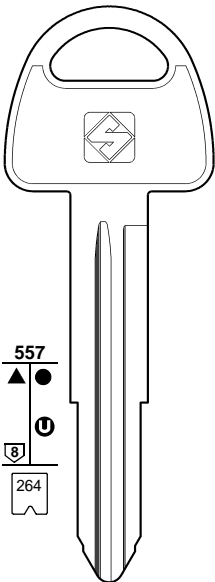
WITTE

HUF - VALEO

WITTE

FOR:
PER:

HOLDEN



SZ12

U 1-2000



SZ12P

U 1-2000



YM28T2

D 1-5200
S 1-5200
S 5298-6300
. . . . 1002-3997
. . . . 4000-5874



YM28AT9

D 1-5200
S 1-5200
S 5298-6300
. . . . 1002-3997
. . . . 4000-5874



YM28FH

D 1-5200
. . . . 1002-3997
. . . . 4000-5874
D 1-5200

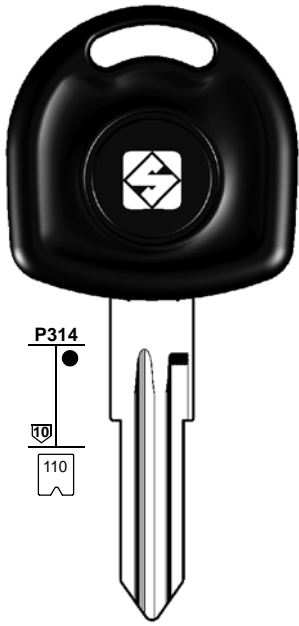


VALEO - YMOS

VALEO - YMOS

FOR:
PER:

HOLDEN

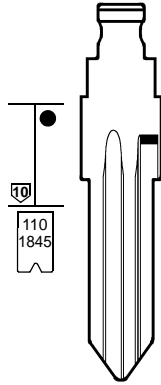


P314
110



HU46T2

S.... 1-5200
S.... 5298-6300

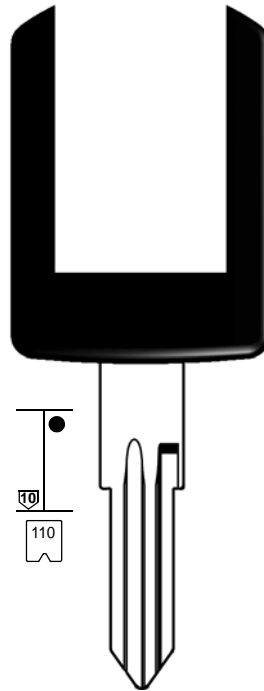


110
1845



HU46FH

S.... 5298-6300
S.... 1-5200

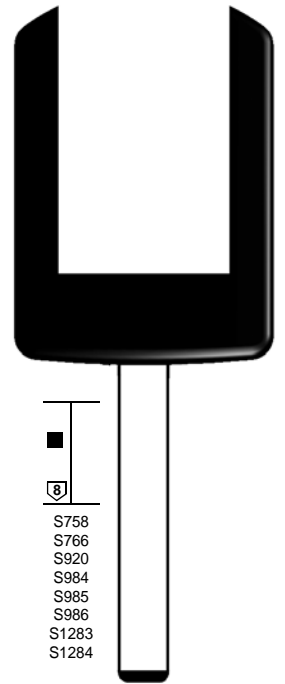


110



HU46BT12

S.... 1-5200
S.... 5298-6300



8
S758
S766
S920
S984
S985
S986
S1283
S1284



HU100BT12

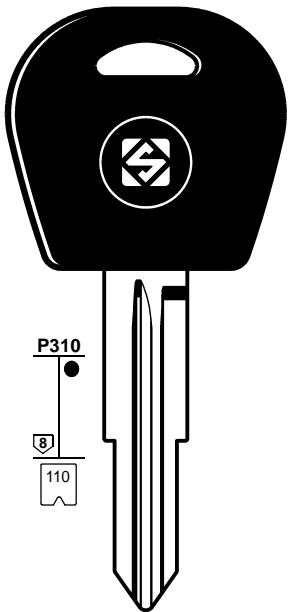
Z.... 1-2000
Z.... 2001-4000
Z.... 4001-6000
.... 0001-3679

HUF

HUF

FOR:
PER:

HOLDEN

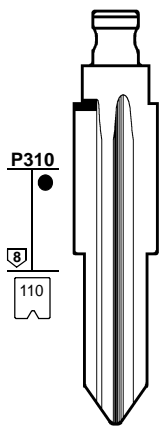


P310
110



DWO4RT6

J.... 1-1200

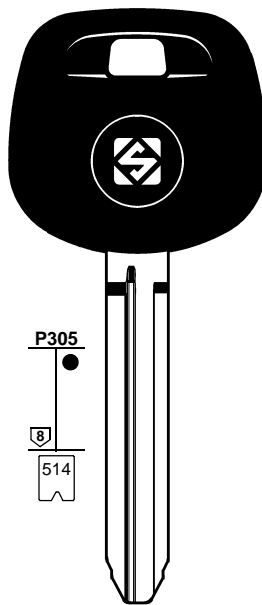


P310
110



DWO4RFH

J.... 1-1200
T.... 1-1200
M.... 1-1200



P305
514



TOY43RATE

.....
10001-15000
50000-59999
60000-69999

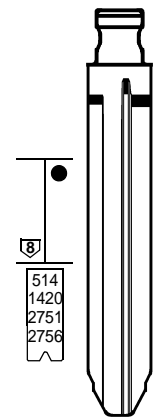


P443
8/10
514
1420
1552
2751
2756
S14



TOY43RMH

.....
10001-15000
70000-75928



8
514
1420
2751
2756

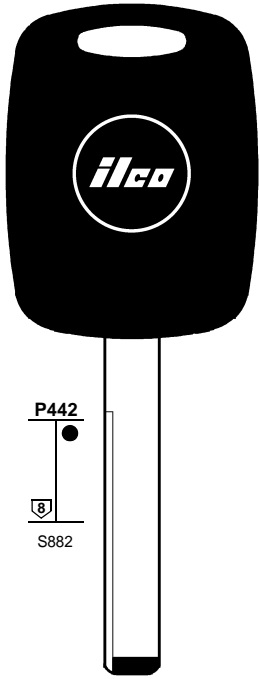


TOY43RFH

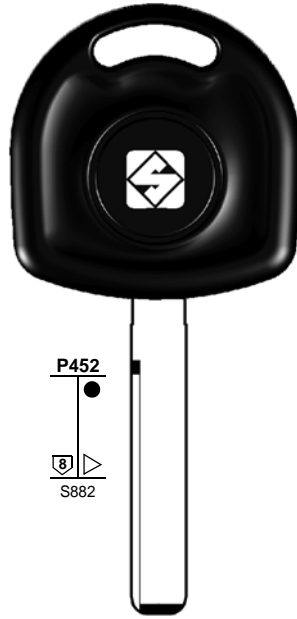
..... 1001-15000
..... 70000-75928

FOR:
PER:

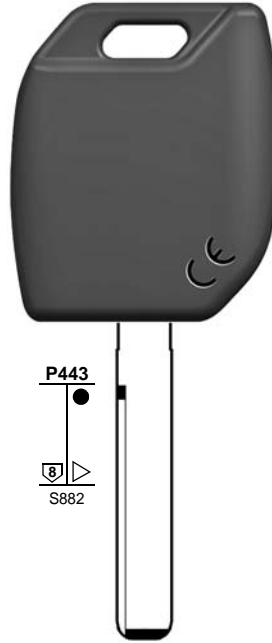
HOLDEN



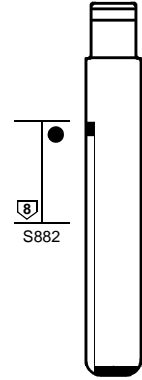

EK3P-GM45
60000-62113




GM45TE
60000-62113




GM45MH
60000-62113



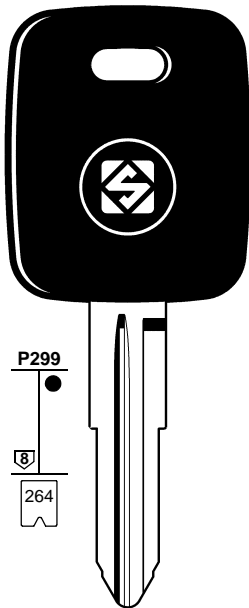

GM45FH
60000-62113

BRIGGS & STRATTON

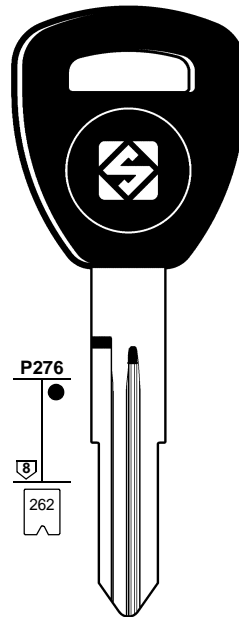
BRIGGS & STRATTON

FOR:
PER:

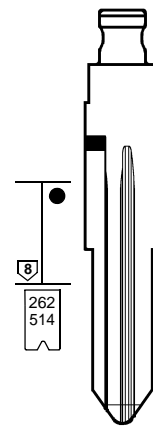
HOLDEN




GM15T5
N... 5001-7000




HON58RT6
... 5001-8442

















HON58RFH
... 5001-8442
... 10001-15000

1	2	2a	3	3a	3b	e1+e2	6	42+71	72	43+44a	12	15
---	---	----	---	----	----	-------	---	-------	----	--------	----	----

GTI
COMPATIBLE

IGNITION



CAR MAKE MODEL	FROM	TO	SILCA REF.	SILCA REF.	SILCA REF.	COPY	GEN.	TRANSP. TYPE	FAST COPY PLUS RW4 PLUS FAST COPY/RW4	FAST COPY PLUS RW4 PLUS	FAST COPY RW4	STP
												

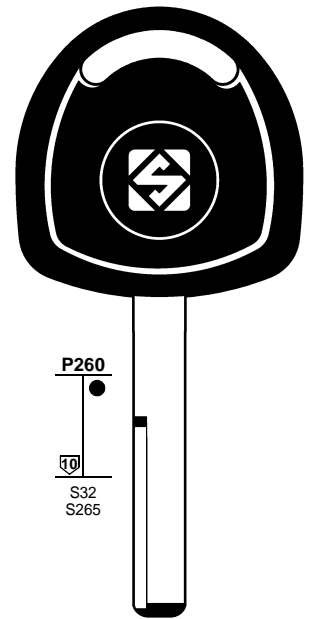
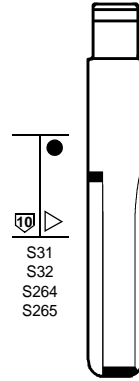
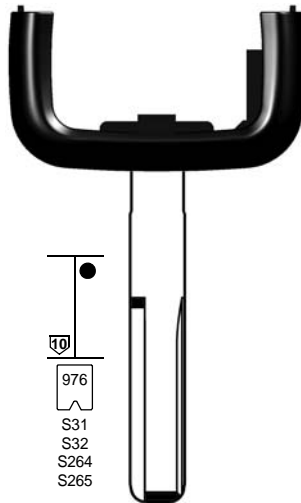
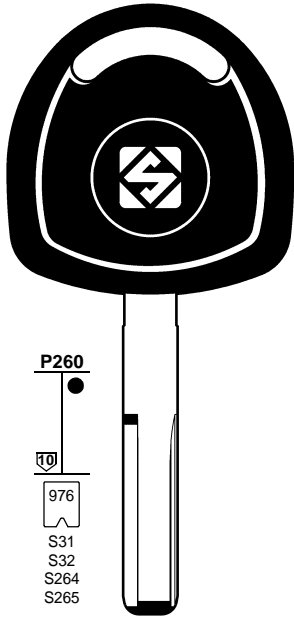
For more info on the uses of car keys, refer to the Silca Electronic Keys Catalogue: 

HOLDEN

COMMODORE VE	2006		EK3P-GM45					PH / CR2	46	Y	P-BOX	
COMMODORE VE	2006		GM45MH	GM45TE	GM45FH	Y		PH / CR2	46	Y	P-BOX	
FRONTERA	1996	1999	GM15T5					MEG	13	Y	Y	Meg
FRONTERA	1999		HON58RT6		HON58RFH			MEG / CR	48			
JACKAROO	1999							TEX / CR	60			

FOR:
PER:

HOLDEN



HU43T2

H 1-3000
 WH 1-3000
 WY 1-3000
 Y 1-3000



HU43T9

H 1-3000
 WH 1-3000
 WY 1-3000
 Y 1-3000



HU43AT9

H 1-3000
 WH 1-3000
 WY 1-3000
 Y 1-3000



HU43FH

H 1-3000
 WH 1-3000
 WY 1-3000
 Y 1-3000



YM27T2

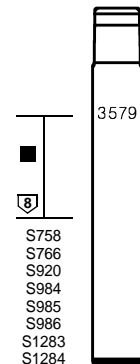
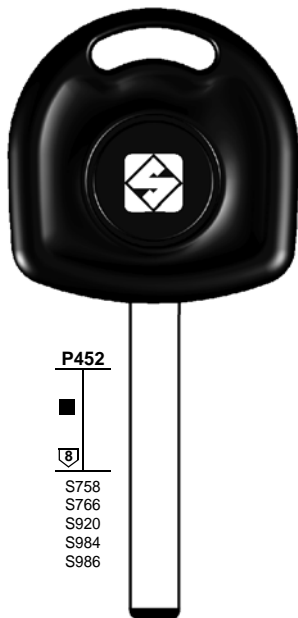
Y
 WY
 1-3000

HUF - WITTE

HUF - WITTE

FOR:
PER:

HOLDEN



HU100TE

Z 1-2000
 Z 2001-4000
 Z 4001-6000



HU100MH

Z 1-2000
 Z 2001-4000
 Z 4001-6000



HU100FH

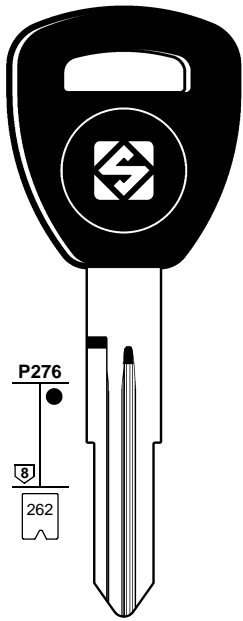
Z 1-2000
 Z 2001-4000
 Z 4001-6000
 0001-3679

HUF - VALEO

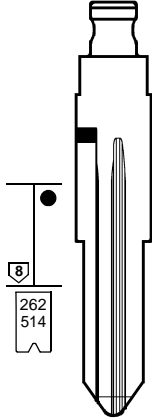
HUF - VALEO

FOR:
PER:

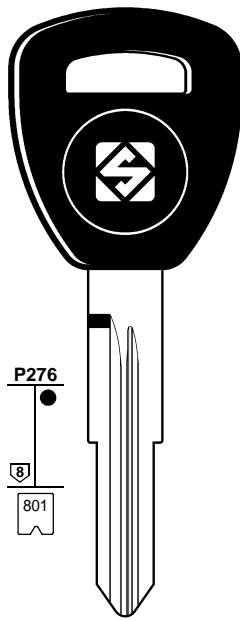
HONDA



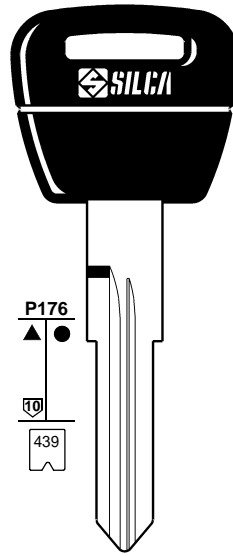
HON58RT5
..... 5001-8442



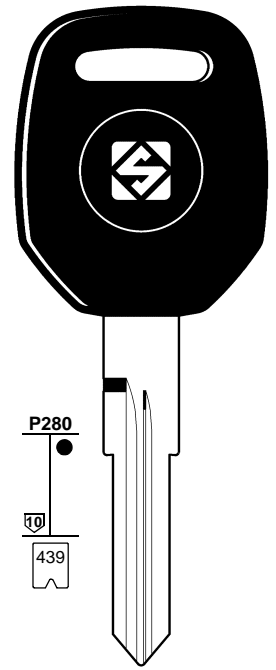
HON58RFH
..... 5001-8442
..... 10001-15000



HON65RT6
R..... 1-1706



NE77RDP
R.....
6001-8000



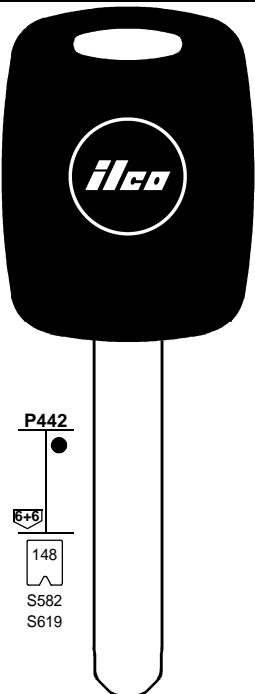
NE77RT2
R.....
6001-8000

HON58RT6
..... 5001-8442

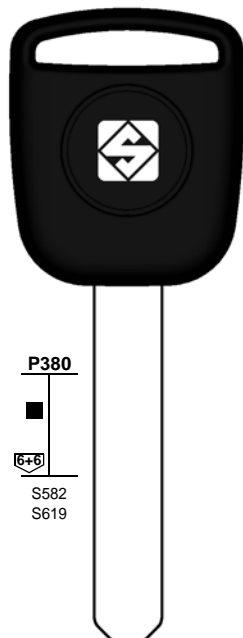
VALEO

FOR:
PER:

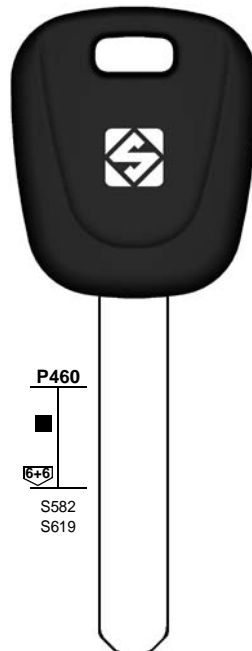
HONDA



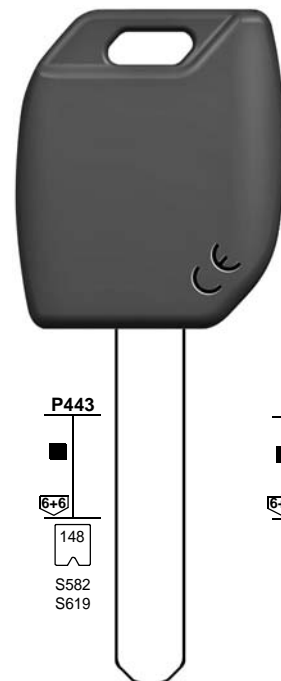
EK3P-H003
..... (SUB) K001-N718
..... (MAIN) K001-N718
..... 5001-8442



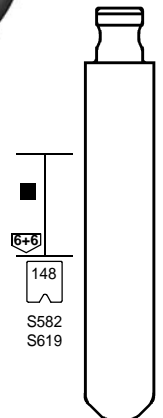
HON66T5
..... (SUB) K001-N718
..... (MAIN) K001-N718



HON66T6
..... (SUB) K001-N718
..... (MAIN) K001-N718





















HON66MH
..... (SUB) K001-N718
..... (MAIN) K001-N718
..... 5001-8442



HON66FH
..... (SUB) K001-N718
..... (MAIN) K001-N718

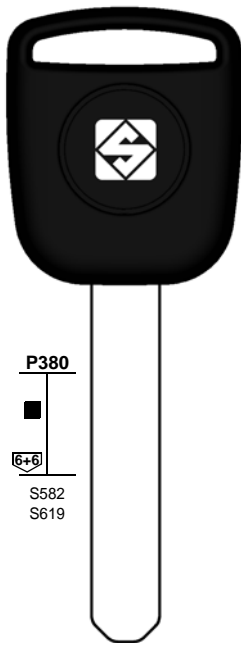
HON66T14
..... (SUB) K001-N718
..... (MAIN) K001-N718
..... 5001-8442

HON66T27
..... (SUB) K001-N718
..... (MAIN) K001-N718
..... 5001-8442

1	2	2a	3	3a	3b	e1+e2		6	42+71	72	43+44a	12	15
						GTI COMPATIBLE		IGNITION   					
CAR MAKE MODEL	FROM	TO	SILCA REF.	SILCA REF.	SILCA REF.	COPY	GEN.	TRANSP. TYPE	FAST COPY PLUS RW4 PLUS FAST COPY/RW4	FAST COPY PLUS RW4 PLUS	FAST COPY RW4	STP	
													
For more info on the uses of car keys, refer to the Silca Electronic Keys Catalogue: 													
HONDA													
ACCORD	1995	1999	NE77RT2					PH	33	Y	Y		
ACCORD	1999	2002	HON58RT6		HON58RFH			MEG / CR	48				
ACCORD	1999	2002	HON65RT6					MEG / CR	48				
ACCORD	2003	2006	HON66T14					PH / CR2	46				
ACCORD	2003	2006	HON66T6		HON66FH			MEG / CR	48				
ACCORD	2003	2006	HON66MH	HON66TE	HON66FH	Y	Y	PH / CR2	46	Y	P-BOX		
ACCORD	2006	2008	HON66T27		HON66FH			SOK / CR	8E				
ACCORD	2008		HON66T14					PH / CR2	46				
ACCORD	2008		HON66MH	HON66TE	HON66FH	Y	Y	PH / CR2	46	Y	P-BOX		
ACCORD	2008		EK3P-HO03					PH / CR2	46	Y	P-BOX		
ACCORD Aerodeck	1995	1997	HON58RT5		HON58RFH			MEG	13	Y	Y	Meg	
ACCORD Coupè	1995	2002	HON58RT5		HON58RFH			MEG	13	Y	Y	Meg	
CIVIC	1995	1999	HON58RT5		HON58RFH			MEG	13	Y	Y	Meg	
CIVIC	1999	2002	HON58RT6		HON58RFH			MEG / CR	48				
CIVIC	2002	2005	HON66T6		HON66FH			MEG / CR	48				
CIVIC	2006		HON66T14					PH / CR2	46				
CIVIC	2006		HON66MH	HON66TE	HON66FH	Y	Y	PH / CR2	46	Y	P-BOX		
CIVIC Aerodeck	1998	2000	NE77RT2					PH	33	Y	Y		
CIVIC (Australia)	2002	2005	HON66T5		HON66FH			MEG	13	Y	Y	Meg	
CIVIC (Australia)	2003		HON66T14					PH / CR2	46				
CIVIC (Australia)	2003		HON66MH	HON66TE	HON66FH	Y	Y	PH / CR2	46	Y	P-BOX		
CIVIC (5 doors)	1995	1995	NE77RDP										
CIVIC (5 doors)	1996	2000	NE77RT2					PH	33	Y	Y		
CR-V	1997	1999	HON58RT5		HON58RFH			MEG	13	Y	Y	Meg	
CR-V	1999	2001	HON58RT6		HON58RFH			MEG / CR	48				
CR-V	2002	2006	HON66T6		HON66FH			MEG / CR	48				
CR-V	2007		HON66T14					PH / CR2	46				
CR-V	2007		HON66MH	HON66TE	HON66FH	Y	Y	PH / CR2	46	Y	P-BOX		
CR-V (Australia)	2002	2006	HON66T5		HON66FH			MEG	13	Y	Y	Meg	
CR-Z	2010		HON66T14					PH / CR2	46				
CR-Z	2010		EK3P-HO03					PH / CR2	46	Y	P-BOX		
CR-Z	2010		HON66MH	HON66TE	HON66FH	Y	Y	PH / CR2	46	Y	P-BOX		
FR-V	2004	2007	HON66T6		HON66FH			MEG / CR	48				
FR-V	2007		HON66T27		HON66FH			SOK / CR	8E				
HR-V	1999	2005	HON58RT6		HON58RFH			MEG / CR	48				
INSIGHT	2001	2005	HON58RT6		HON58RFH			MEG / CR	48				
INSIGHT	2009							PH / CR2	46				
INSIGHT	2009		HON66MH	HON66TE	HON66FH	Y	Y	PH / CR2	46	Y	P-BOX		
INTEGRA	1998	2001	HON58RT5		HON58RFH			MEG	13	Y	Y	Meg	
JAZZ	2001	2007	HON66T6		HON66FH			MEG / CR	48				
JAZZ	2006	2008	HON66T27		HON66FH			SOK / CR	8E				
JAZZ	2009							PH / CR2	46				
JAZZ	2009		HON66MH	HON66TE	HON66FH	Y	Y	PH / CR2	46	Y	P-BOX		
JAZZ (Australia)	2001		HON66T5		HON66FH			MEG	13	Y	Y	Meg	
LEGEND	1996	2004	HON58RT5		HON58RFH			MEG	13	Y	Y	Meg	
LEGEND	2007		HON66T27		HON66FH			SOK / CR	8E				

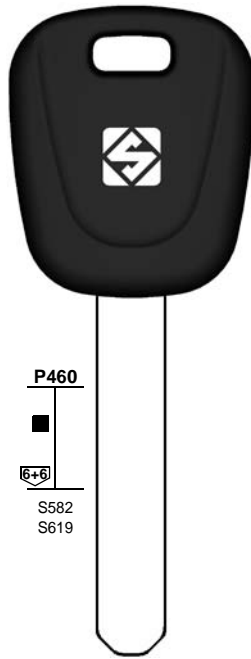
FOR:
PER:

HONDA - HONDA USA



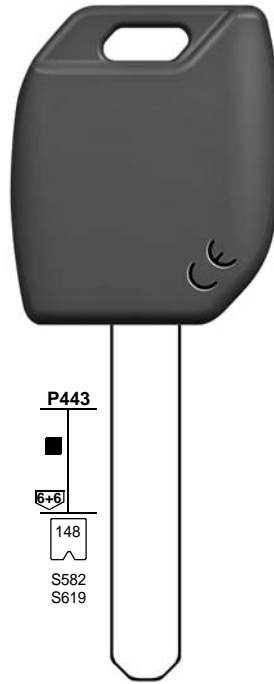
HON66T6

..... (SUB) K001-N718
..... (MAIN) K001-N718



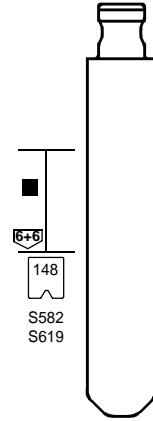
HON66TE

..... (SUB) K001-N718
..... (MAIN) K001-N718



HON66MH

..... (SUB) K001-N718
..... (MAIN) K001-N718
..... 5001-8442



HON66FH

..... (SUB) K001-N718
..... (MAIN) K001-N718



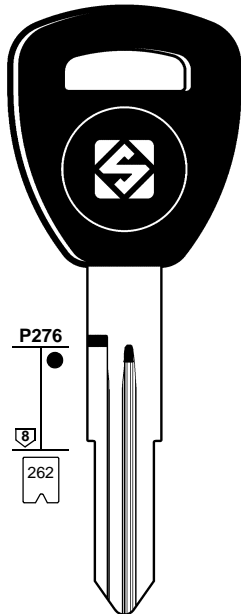
HON66T14

HON66T27

..... (SUB) K001-N718
..... (MAIN) K001-N718
..... 5001-8442

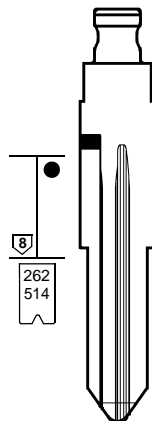
FOR:
PER:

HONDA - HONDA USA



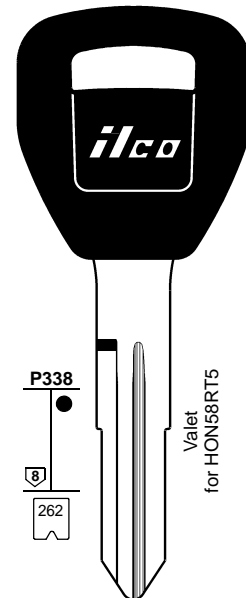
HON58RT5

..... 5001-8442



HON58RFH

..... 5001-8442
..... 10001-15000



HD107-PT5

..... 5001-8442

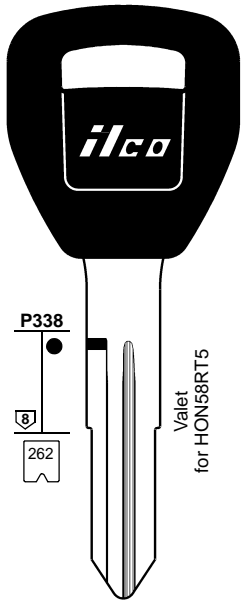


HON58RT6

..... 5001-8442

FOR:
PER:

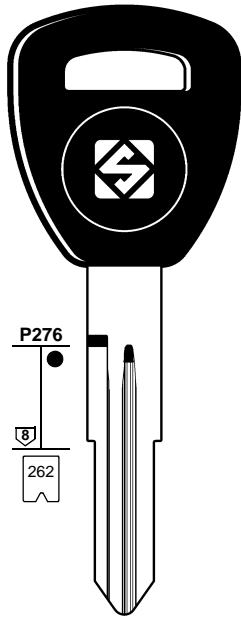
HONDA USA



P338
262

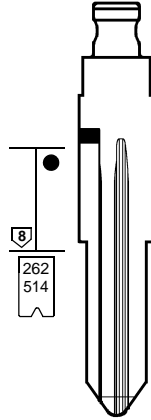
Valet
for HON58RT5


HD107-PT5
.... 5001-8442



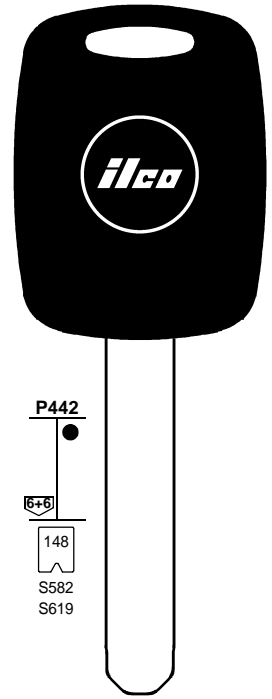
P276
262


HON58RT5
.... 5001-8442




262
514


HON58RFH
.... 5001-8442
.... 10001-15000

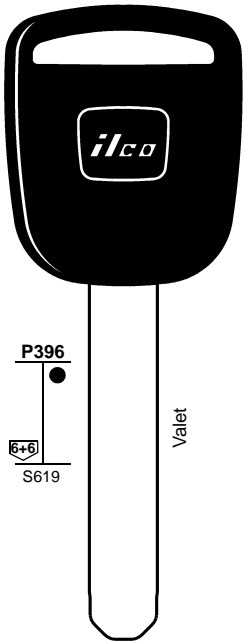


P442
148
S582
S619


EK3P-HO03
.... (SUB) K001-N718
.... (MAIN) K001-N718
.... 5001-8442

FOR:
PER:

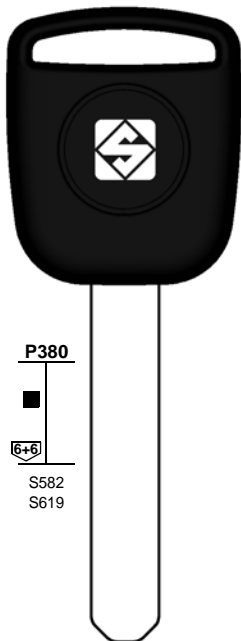
HONDA USA




P396
S619

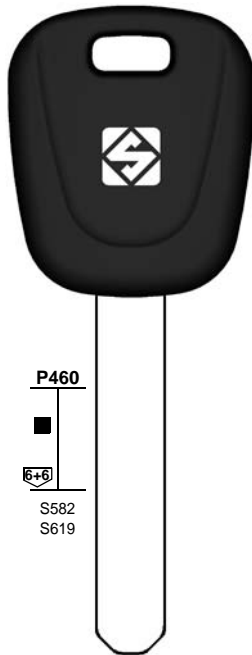
Valet


HOV01T5
.... (SUB) K001-N718




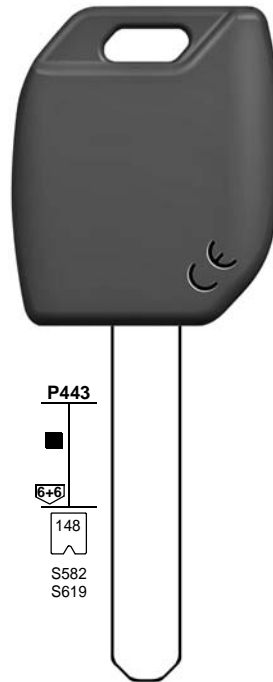
P380
S582
S619


HON66T5
.... (SUB) K001-N718
.... (MAIN) K001-N718



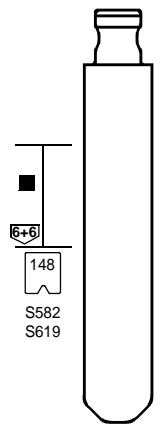
P460
S582
S619


HON66TE
.... (SUB) K001-N718
.... (MAIN) K001-N718




P443
148
S582
S619



HON66MH
.... (SUB) K001-N718
.... (MAIN) K001-N718
.... 5001-8442



















148
S582
S619


HON66FH
.... (SUB) K001-N718
.... (MAIN) K001-N718


HON66T14
.... (SUB) K001-N718
.... (MAIN) K001-N718
.... 5001-8442

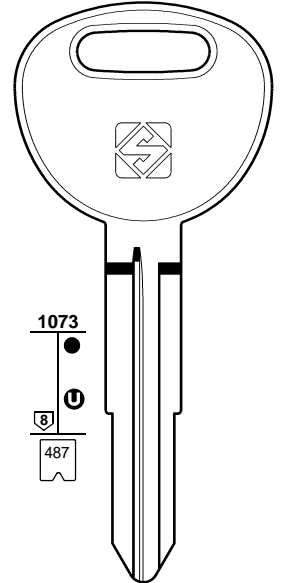
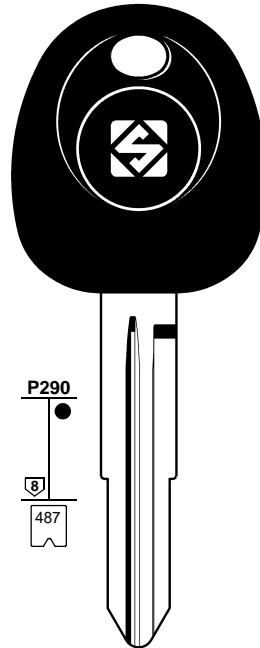
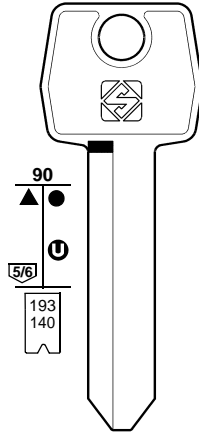
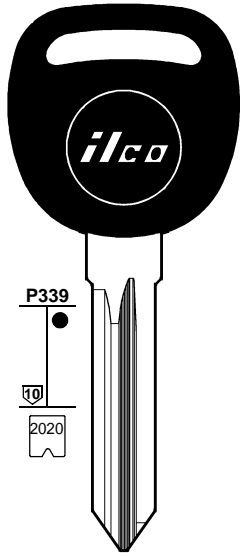
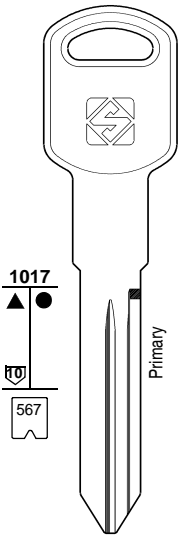

HON66T27
.... (SUB) K001-N718
.... (MAIN) K001-N718
.... 5001-8442

1	2	2a	3	3a	3b	e1+e2		6	42+71	72	43+44a	12	15
						GTI COMPATIBLE		IGNITION 					
CAR MAKE MODEL	FROM	TO	SILCA REF.	SILCA REF.	SILCA REF.	COPY	GEN.	TRANSP. TYPE	FAST COPY PLUS RW4 PLUS FAST COPY/RW4	FAST COPY PLUS RW4 PLUS	FAST COPY RW4	STP	
													
For more info on the uses of car keys, refer to the Silca Electronic Keys Catalogue: 													
HONDA USA													
ACCORD	2008		EK3P-HO03					PH / CR2	46	Y	P-BOX		
ACCORD CrossT	2010		HON66T14					PH / CR2	46				
ACCORD CrossT	2010		EK3P-HO03					PH / CR2	46	Y	P-BOX		
ACCORD CrossT	2010		HON66MH	HON66TE	HON66FH	Y	Y	PH / CR2	46	Y	P-BOX		
CIVIC	2001	2002	HD107-PT5					MEG	13	Y	Y		
CIVIC	2001	2002	HON58RT5		HON58RFH			MEG	13	Y	Y		
CIVIC	2003	2005	HON66T5		HON66FH			MEG	13	Y	Y		
CIVIC	2003	2005	HOV01T5					MEG	13	Y	Y		
CIVIC	2006		HON66T14					PH / CR2	46				
CIVIC	2006		HON66MH	HON66TE	HON66FH	Y	Y	PH / CR2	46	Y	P-BOX		
CR-V	2002	2006	HON66T5		HON66FH			MEG	13	Y	Y		
CR-V	2002	2006	HOV01T5					MEG	13	Y	Y		
CR-V	2007		HON66T14					PH / CR2	46				
CR-V	2007		HON66MH	HON66TE	HON66FH	Y	Y	PH / CR2	46	Y	P-BOX		
CR-Z	2011		HON66T14					PH / CR2	46				
CR-Z	2011		HON66MH	HON66TE	HON66FH	Y	Y	PH / CR2	46	Y	P-BOX		
CR-Z	2011		EK3P-HO03					PH / CR2	46	Y	P-BOX		
ELEMENT	2003	2005	HON66T5		HON66FH			MEG	13	Y	Y		
ELEMENT	2006	2011	HON66T14					PH / CR2	46				
ELEMENT	2006	2011	HON66MH	HON66TE	HON66FH	Y	Y	PH / CR2	46	Y	P-BOX		
FIT	2007	2008	HON66T27		HON66FH			SOK / CR	8E				
FIT	2009		HON66T14					PH / CR2	46				
FIT	2009		HON66MH		HON66FH	Y	Y	PH / CR2	46	Y	P-BOX		
INSIGHT	2000	2006	HD107-PT5					MEG	13	Y	Y		
INSIGHT	2000	2006	HON58RT5		HON58RFH			MEG	13	Y	Y		
INSIGHT	2010		HON66T14					PH / CR2	46				
INSIGHT	2010		HON66MH	HON66TE	HON66FH	Y	Y	PH / CR2	46	Y	P-BOX		
INSIGHT	2010		EK3P-HO03					PH / CR2	46	Y	P-BOX		
ODYSSEY	1998	2002	HON58RT5		HON58RFH			MEG	13	Y	Y		
ODYSSEY	1998	2002	HD107-PT5					MEG	13	Y	Y		
ODYSSEY	2003	2004	HON66T5		HON66FH			MEG	13	Y	Y		
ODYSSEY	2003	2004	HOV01T5					MEG	13	Y	Y		
ODYSSEY	2005		HON66T14					PH / CR2	46				
ODYSSEY	2005		HON66MH	HON66TE	HON66FH	Y	Y	PH / CR2	46	Y	P-BOX		
PILOT	2003	2005	HON66T5		HON66FH			MEG	13	Y	Y		
PILOT	2003	2005	HOV01T5					MEG	13	Y	Y		
PILOT	2006		HON66T14					PH / CR2	46				
PILOT	2006		HON66MH	HON66TE	HON66FH	Y	Y	PH / CR2	46	Y	P-BOX		
PRELUDE	1997	2002	HON58RT5		HON58RFH			MEG	13	Y	Y	Meg	
PRELUDE	1997	2002	HD107-PT5					MEG	13	Y	Y	Meg	
RIDGELINE	2005		HON66T14					PH / CR2	46				
RIDGELINE	2005		HON66MH	HON66TE	HON66FH	Y	Y	PH / CR2	46	Y	P-BOX		
S2000	2000	2002	HD107-PT5					MEG	13	Y	Y		
S2000	2000	2002	HON58RT5		HON58RFH			MEG	13	Y	Y		
S2000	2003	2005	HON66T5		HON66FH			MEG	13	Y	Y		
S2000	2006	2010	HON66T27		HON66FH			SOK / CR	8E				

FOR:
PER:

HUMMER

HYUNDAI



GM39

.... AA00-7T51
.... S000A-S711K



B111-PT
G.... 0-3631



F06

AF.... 1-2700
FA.... 0-1863
PA.... 0-1863



HYN6T14

T.... 1-1000



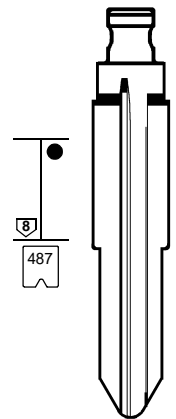
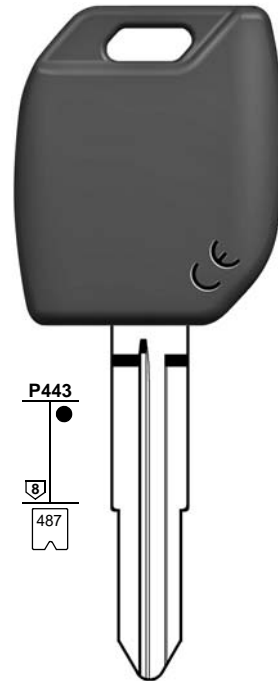
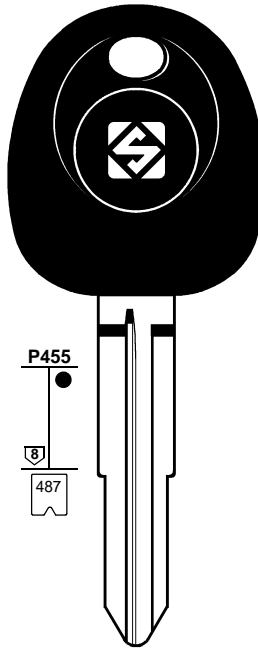
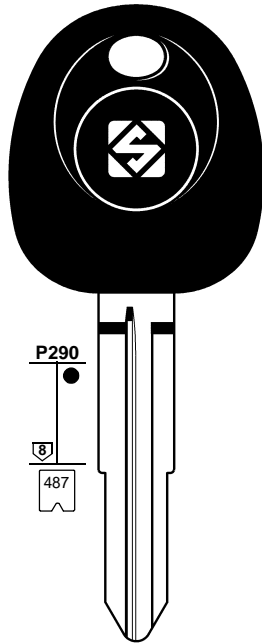
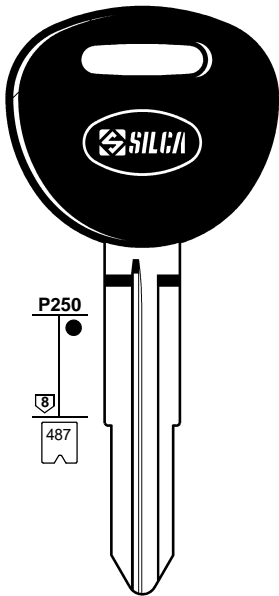
HYN10

R.... 1-1000
K.... 1-1000

**BRIGGS & STRATTON
GENERAL MOTORS**

FOR:
PER:

HYUNDAI



HYN10BP

R.... 1-1000
K.... 1-1000



HYN10T4

R.... 1-1000
X.... 1-1000



HYN10TE

R.... 1-1000
K.... 1-1000



HYN10MH

X.... 1-1000
R.... 1-1000



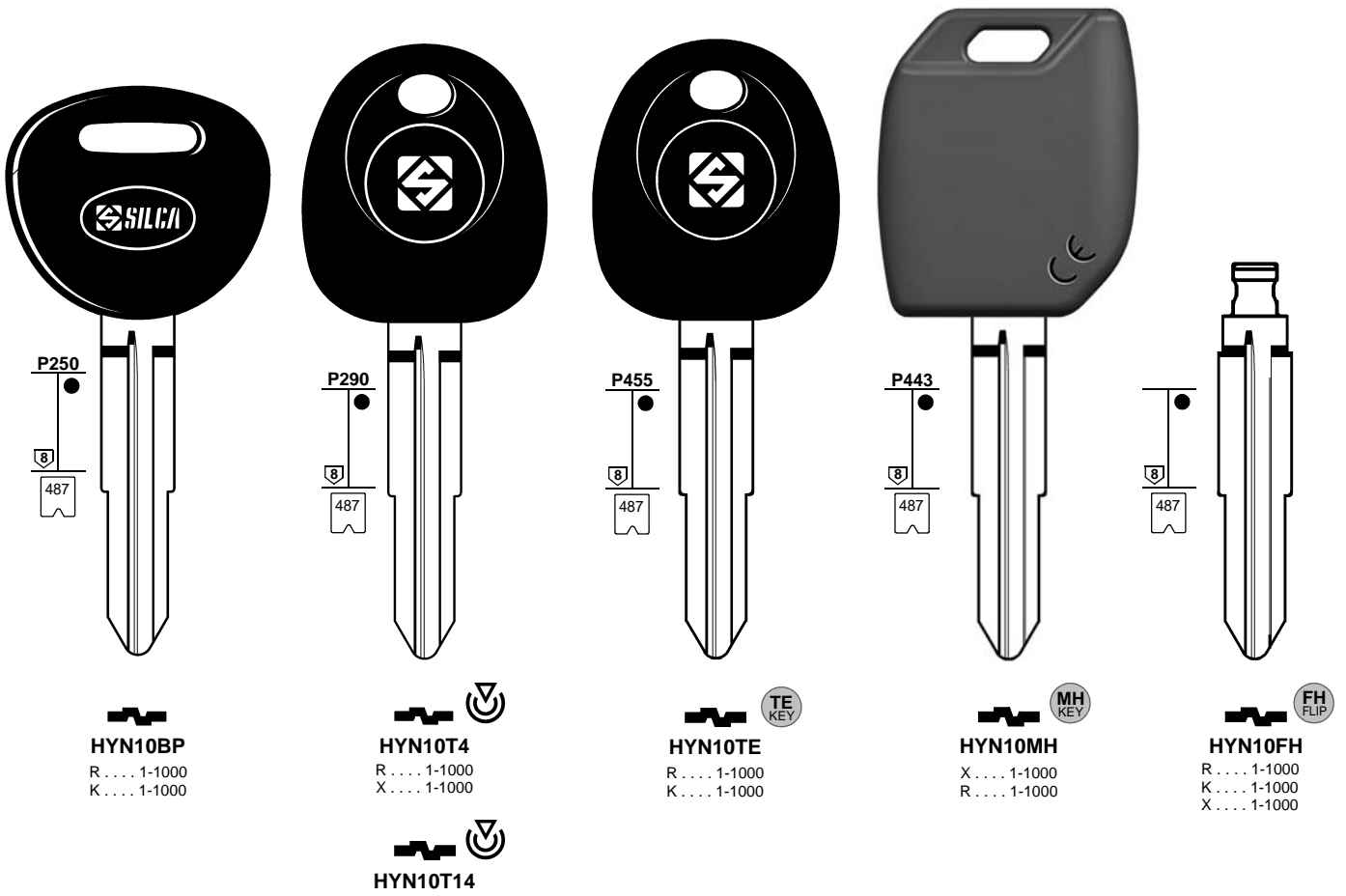
HYN10FH

R.... 1-1000
K.... 1-1000
X.... 1-1000

1	2	2a	3	3a	3b	e1+e2	6	42+71	72	43+44a	12	15	
						GTI COMPATIBLE	IGNITION 						
CAR MAKE MODEL	FROM	TO	SILCA REF.	SILCA REF.	SILCA REF.	COPY	GEN.	TRANSP. TYPE	FAST COPY PLUS RW4 PLUS FAST COPY/RW4	FAST COPY PLUS RW4 PLUS	FAST COPY RW4	STP	
For more info on the uses of car keys, refer to the Silca Electronic Keys Catalogue:													
HUMMER													
H1	2000	2004	FO6										
H2	2003	2007	GM39										
H2	2008	2009	B111-PT					PH / CR2	46				
H2 SUT	2008	2009	B111-PT					PH / CR2	46				
H3	2003	2009	GM39										
H3	2008							MEG / CR	48				
HYUNDAI													
ACCENT	1994	1995	HYN10										
ACCENT	1994	1995	HYN10BP										
ACCENT	1996	1999	HYN10T4					TEXAS	4C				S6
ACCENT	1996	1999	HYN10MH	HYN10TE	HYN10FH	Y	Y	TEXAS	4C	Y	P-BOX		
ACCENT	1999	2011	HYN6T14					PH / CR2	46				

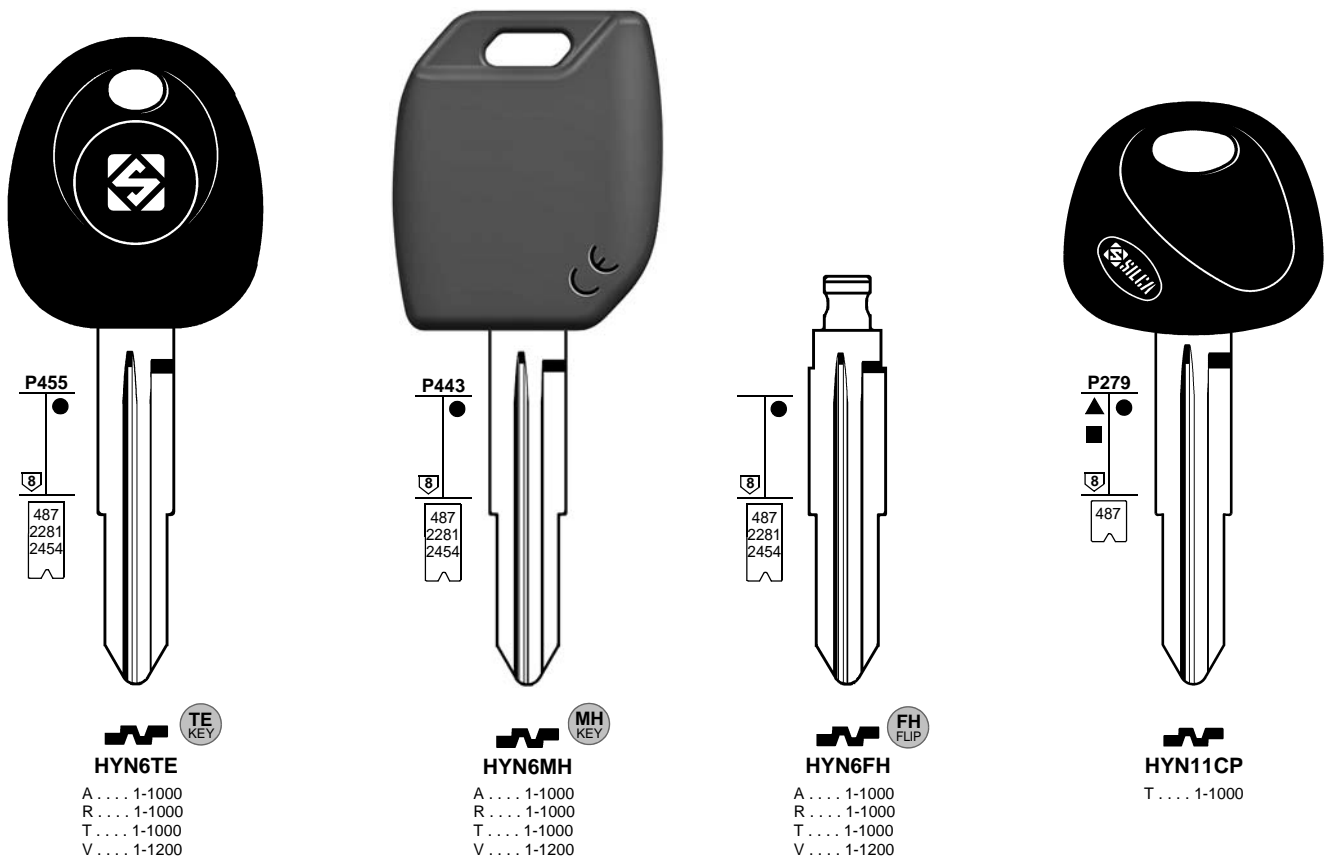
FOR:
PER:

HYUNDAI



FOR:
PER:

HYUNDAI



FOR:
PER:

HYUNDAI

P322
S819
S853
S1001
S1122
S1150

P443
480
S24
S232
S765
S819
S853
S1001
S1122
S1150
S1356

480
S24
S232
S765
S819
S853
S1001
S1122
S1150
S1356

P290
487

P455
487
2281
2454

KIA7T14
G.... 0001-2500
J.... 0001-2500
K.... 0001-2500
L.... 0001-1000
P.... 0001-2500

TOY40MH
MH KEY
.... 1-5000
L.... 0001-1000
G.... 0001-2500
J.... 0001-2500
K.... 0001-2500
P.... 0001-2500
..... 30001-31200

TOY40FH
FH FLIP
.... 1-5000
L.... 0001-1000
J.... 0001-2500

HYN6T4
TE KEY
T.... 1-1000

HYN6TE
TE KEY
A.... 1-1000
R.... 1-1000
T.... 1-1000
V.... 1-1200

HYN6T14
T.... 1-1000

FOR:
PER:

HYUNDAI

P443
487
2281
2454

487
2281
2454

P290
2281
2503

P455
2503
3667

P443
2503
3003

10
2503
3003
3667

HYN6MH
MH KEY
A.... 1-1000
R.... 1-1000
T.... 1-1000
V.... 1-1200

HYN6FH
FH FLIP
A.... 1-1000
R.... 1-1000
T.... 1-1000
V.... 1-1200

HYN14RT14
M.... 1-1000
T.... 1-2500
WC.... 1001-3500

HYN14RTE
TE KEY
M.... 1-2500
T.... 1-2500
WC.... 1001-3500

HYN14RMH
MH KEY
M.... 1-2500
T.... 1-2500
WC.... 1001-3500

HYN14RFH
FH FLIP
M.... 1-2500
T.... 1-2500
WC.... 1001-3500

FOR:
PER:

HYUNDAI

Model	Profile	Code	Material	Notes
HYN11	1133	487	T	1-1000
HYN11CP	P279	487	T	1-1000
HYN14T14	P290	2281, 2503	H, M, P, T, V	0001-2500
HYN14TE	P455	2503, 3667	H, M, P, T, V	0001-2500
HYN14MH	P443	2503, 3003	H, M, P, T, V	0001-2500
HYN14FH	8/10	10, 2503, 3003, 3667	H, M, P, T, V	0001-2500

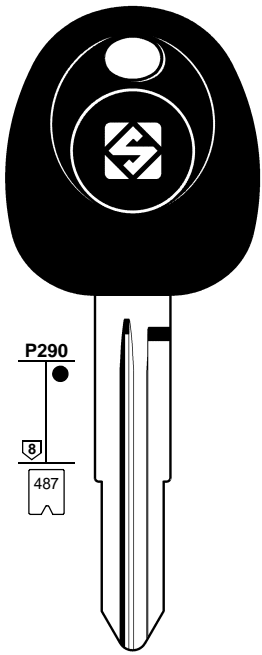
FOR:
PER:

HYUNDAI

Model	Profile	Code	Material	Notes
HYN10	1073	487	R, K	1-1000
HYN10BP	P250	487	R, K	1-1000
HYN10T4	P290	487	R, X	1-1000
HYN10TE	P455	487	R, K	1-1000
HYN10MH	P443	487	X, R	1-1000
HYN10FH	8/10	487	R, K, X	1-1000

FOR:
PER:

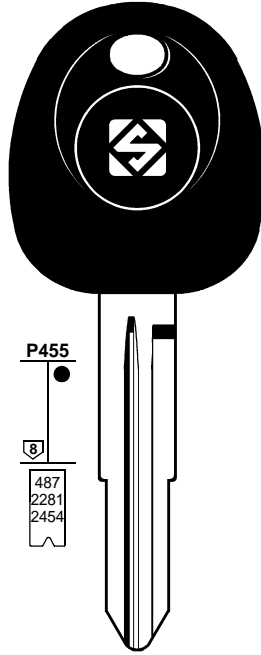
HYUNDAI



P290
8
487

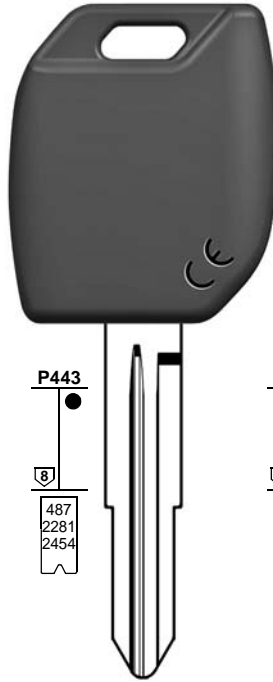
HYN6T4
T 1-1000

HYN6T14
T 1-1000



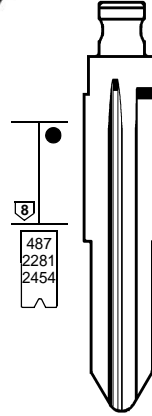
P455
8
487
2281
2454

HYN6TE
A 1-1000
R 1-1000
T 1-1000
V 1-1200



P443
8
487
2281
2454

HYN6MH
A 1-1000
R 1-1000
T 1-1000
V 1-1200



8
487
2281
2454

HYN6FH
A 1-1000
R 1-1000
T 1-1000
V 1-1200

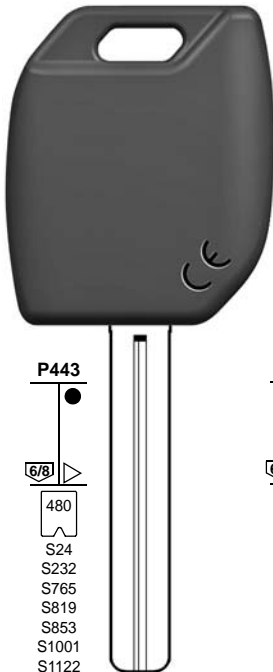


P322
6/8
S819
S853
S1001
S1122
S1150

KIA7T14
G 0001-2500
J 0001-2500
K 0001-2500
L 0001-1000
P 0001-2500

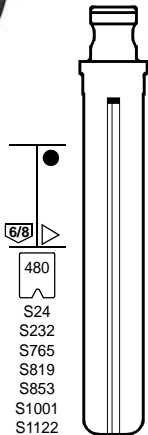
FOR:
PER:

HYUNDAI



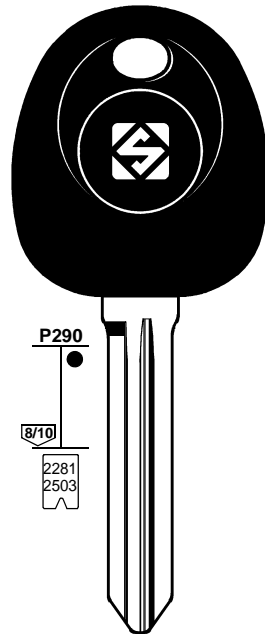
P443
6/8
480
S24
S232
S765
S819
S853
S1001
S1122
S1150
S1356

TOY40MH
 1-5000
L 0001-1000
G 0001-2500
J 0001-2500
K 0001-2500
P 0001-2500
 30001-31200



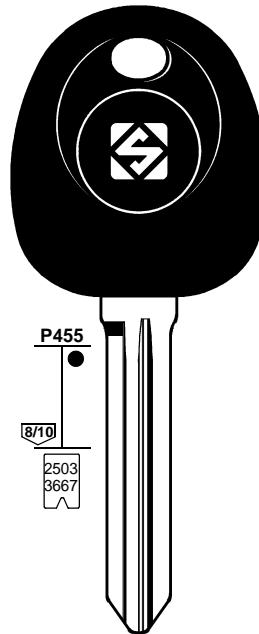
6/8
480
S24
S232
S765
S819
S853
S1001
S1122
S1150
S1356

TOY40FH
 1-5000
L 0001-1000
J 0001-2500



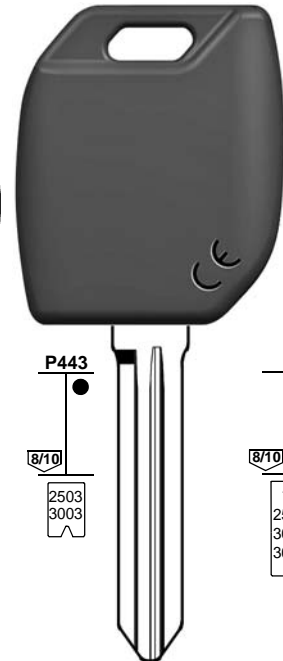
P290
8/10
2281
2503

HYN14RT14
M 1-2500
T 1-2500
WC 1001-3500



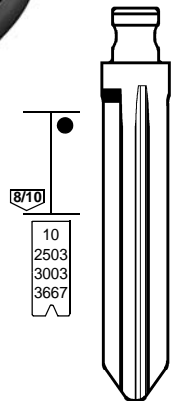
P455
8/10
2503
3667

HYN14RTE
M 1-2500
T 1-2500
WC 1001-3500



P443
8/10
2503
3003

HYN14RMH
M 1-2500
T 1-2500
WC 1001-3500

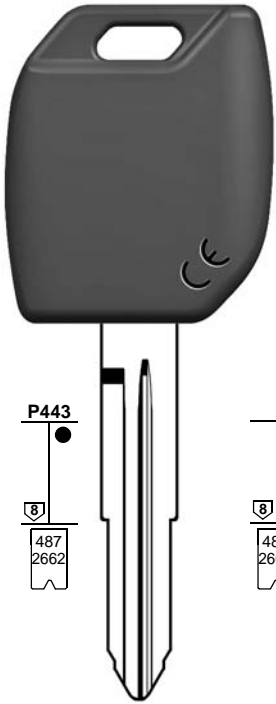


8/10
10
2503
3003
3667

HYN14RFH
M 1-2500
T 1-2500
WC 1001-3500

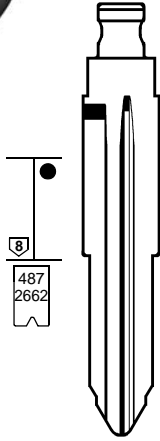
FOR:
PER:

HYUNDAI



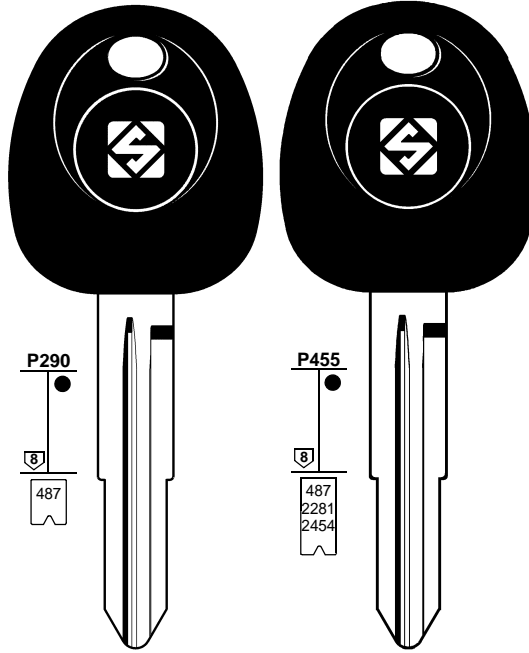
P443
487
2662

HYN7RMH
S 1-1000



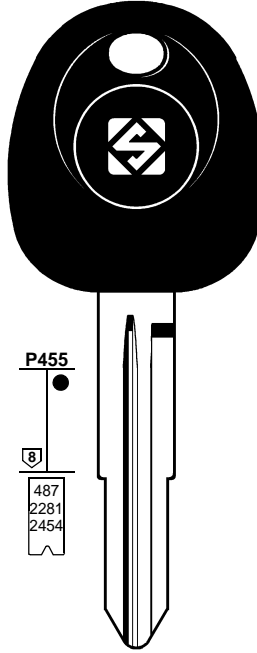
487
2662

HYN7RFH
S 1-1000



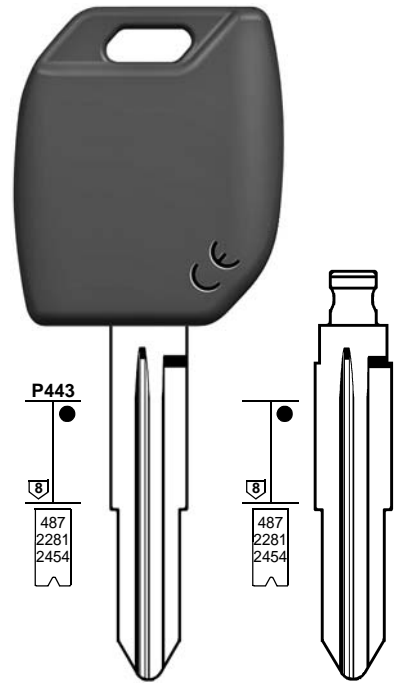
P290
487

HYN6T4
T 1-1000



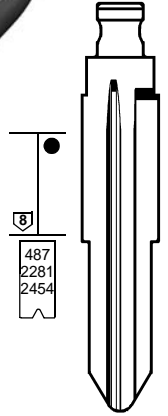
P455
487
2281
2454

HYN6TE
A 1-1000
R 1-1000
T 1-1000
V 1-1200



P443
487
2281
2454

HYN6MH
A 1-1000
R 1-1000
T 1-1000
V 1-1200



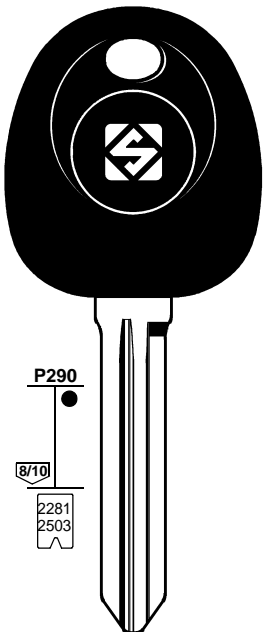
487
2281
2454

HYN6FH
A 1-1000
R 1-1000
T 1-1000
V 1-1200

HYN6T14
T 1-1000

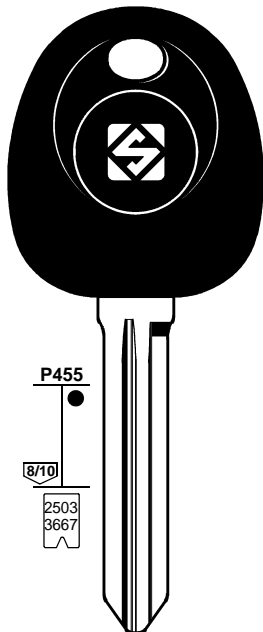
FOR:
PER:

HYUNDAI



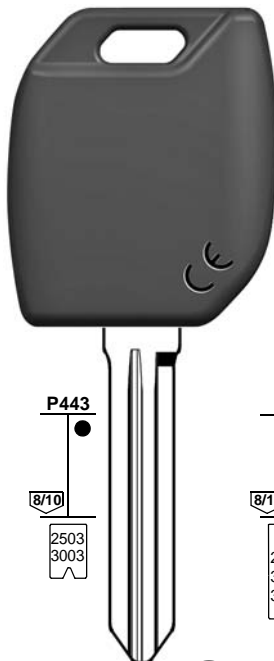
P290
2281
2503

HYN14T14
H 0001-2500
M 0001-2500
P 0001-2500
T 0001-2500
V 1-2500



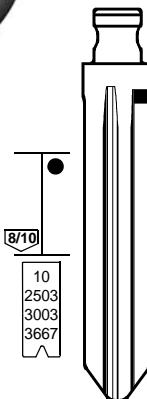
P455
2503
3667

HYN14TE
H 0001-2500
M 0001-2500
P 0001-2500
T 0001-2500
V 1-2500



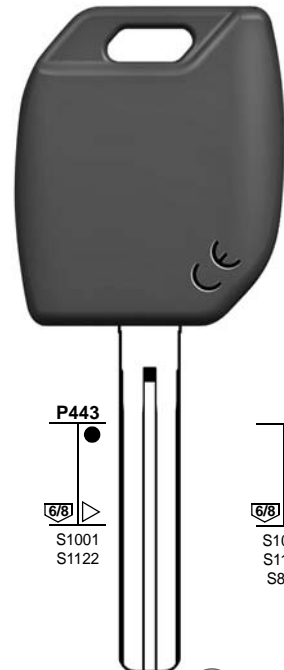
P443
2503
3003

HYN14MH
H 0001-2500
M 0001-2500
P 0001-2500
T 0001-2500
V 0001-2500



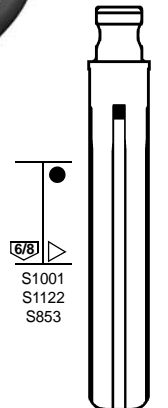
10
2503
3003
3667

HYN14FH
H 0001-2500
M 0001-2500
P 0001-2500
T 0001-2500
V 0001-2500



P443
S1001
S1122

TOY49MH
K 0001-2500
P 0001-2500


















S1001
S1122
S853


TOY49FH
K 0001-2500
P 0001-2500
L 0001-1000

HYN14RTE
M 1-2500
T 1-2500
WC 1001-3500

HYN14RMH
M 1-2500
T 1-2500
WC 1001-3500

HYN14RFH
M 1-2500
T 1-2500
WC 1001-3500

1	2	2a	3	3a	3b	e1+e2		6	42+71	72	43+44a	12	15
						GTI COMPATIBLE		IGNITION 					
CAR MAKE MODEL	FROM	TO	SILCA REF.	SILCA REF.	SILCA REF.	COPY	GEN.	TRANSP. TYPE	FAST COPY PLUS RW4 PLUS FAST COPY/RW4	FAST COPY PLUS RW4 PLUS	FAST COPY RW4	STP	
			 REF.	 TE	 FLIP								

For more info on the uses of car keys, refer to the Silca Electronic Keys Catalogue: 

HYUNDAI													
GRANDEUR XG (AUS)	1998	2005	HYN7RMH		HYN7RFH	Y	Y	TEX / CR	60	Y	P-BOX		
H-1	1999	2006	HYN6T4					TEXAS	4C				
H-1	1999	2006	HYN6MH	HYN6TE	HYN6FH	Y	Y	TEXAS	4C	Y	P-BOX		
H-1	2006		HYN6T14					PH / CR2	46				
H-1	2006		HYN6MH	HYN6TE	HYN6FH	Y	Y	PH / CR2	46	Y	P-BOX		
H-1 BUS	2007		HYN14T14					PH / CR2	46				
H-1 BUS	2007		HYN14MH	HYN14TE	HYN14FH	Y	Y	PH / CR2	46	Y	P-BOX		
ILOAD	2008		HYN14RMH	HYN14RTE	HYN14RFH	Y	Y	PH / CR2	46	Y	P-BOX		
IMAX	2008		HYN14RMH	HYN14RTE	HYN14RFH	Y	Y	PH / CR2	46	Y	P-BOX		
INNOVATION	1999	2003	HYN6T4					TEXAS	4C				S6
INNOVATION	1999	2003	HYN6MH	HYN6TE	HYN6FH	Y	Y	TEXAS	4C	Y	P-BOX		
IX20	2010		TOY49MH		TOY49FH	Y	Y	PH / CR2	46	Y	P-BOX		
IX20	2012							TEX / MA	6E				
IX35	2010		TOY49MH		TOY49FH	Y	Y	PH / CR2	46	Y	P-BOX		
I10	2008		HYN14T14					PH / CR2	46				
I10	2008		HYN14MH	HYN14TE	HYN14FH	Y	Y	PH / CR2	46	Y	P-BOX		

FOR:
PER:

HYUNDAI



P322
6/8
S819
S853
S1001
S1122
S1150



KIA7T14

G 0001-2500
J 0001-2500
K 0001-2500
L 0001-1000
P 0001-2500

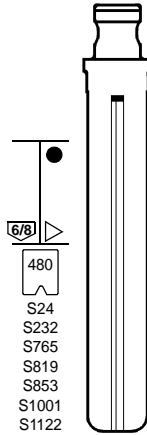


P443
6/8
480
S24
S232
S765
S819
S853
S1001
S1122
S1150
S1356



TOY40MH

. . . . 1-5000
L 0001-1000
G 0001-2500
J 0001-2500
K 0001-2500
P 0001-2500
. . . . 30001-31200

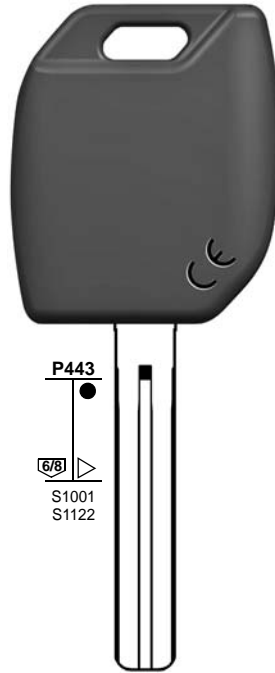


6/8
480
S24
S232
S765
S819
S853
S1001
S1122
S1150
S1356



TOY40FH

. . . . 1-5000
L 0001-1000
J 0001-2500

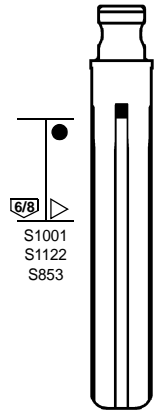


P443
6/8
S1001
S1122



TOY49MH

K 0001-2500
P 0001-2500



6/8
S1001
S1122
S853

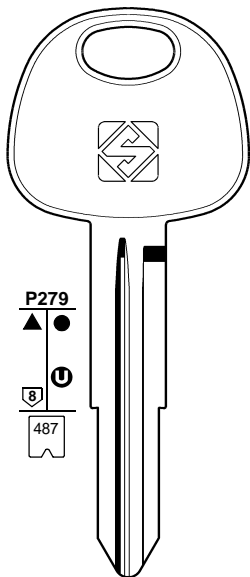


TOY49FH

K 0001-2500
P 0001-2500
L 0001-1000

FOR:
PER:

HYUNDAI

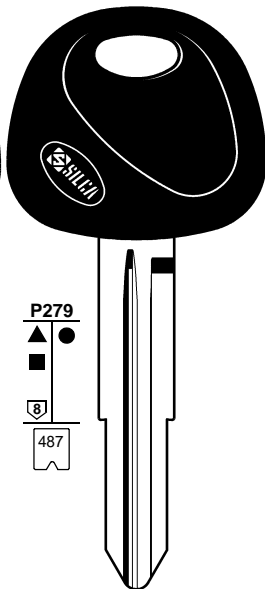


P279
8
487



HYN11

T 1-1000

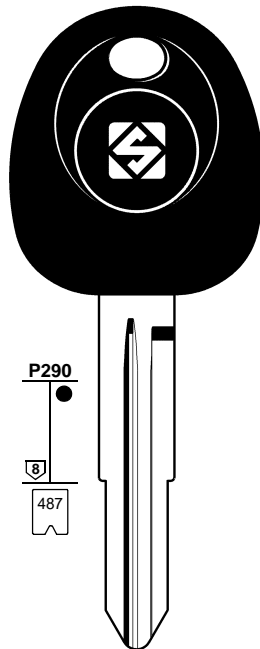


P279
8
487



HYN11CP

T 1-1000



P290
8
487



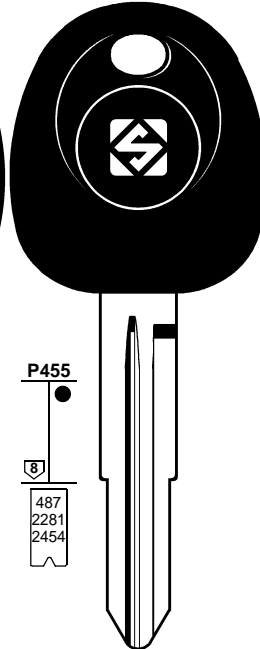
HYN6T4

T 1-1000



HYN6T14

T 1-1000

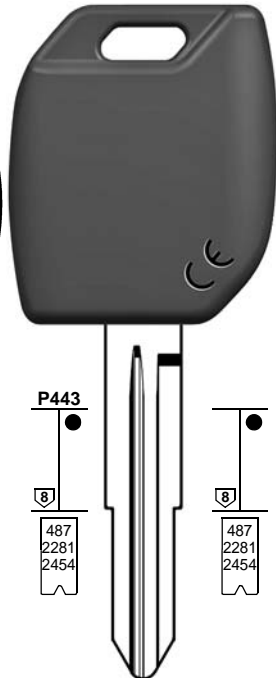


P455
8
487
2281
2454



HYN6TE

A 1-1000
R 1-1000
T 1-1000
V 1-1200

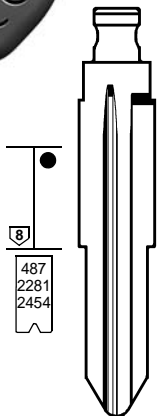


P443
8
487
2281
2454



HYN6MH

A 1-1000
R 1-1000
T 1-1000
V 1-1200



8
487
2281
2454



HYN6FH

A 1-1000
R 1-1000
T 1-1000
V 1-1200

1	2	2a	3	3a	3b	e1+e2	6	42+71	72	43+44a	12	15
---	---	----	---	----	----	-------	---	-------	----	--------	----	----

GTI COMPATIBLE

IGNITION

CAR MAKE MODEL	FROM	TO	SILCA REF.	SILCA REF.	SILCA REF.	COPY	GEN.	TRANSP. TYPE	FAST COPY PLUS RW4 PLUS FAST COPY/RW4	FAST COPY PLUS RW4 PLUS	FAST COPY RW4	STP

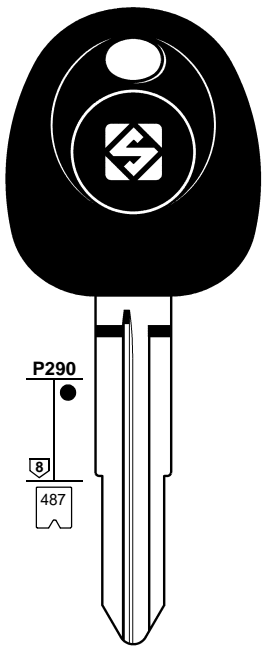
For more info on the uses of car keys, refer to the Silca Electronic Keys Catalogue:

HYUNDAI

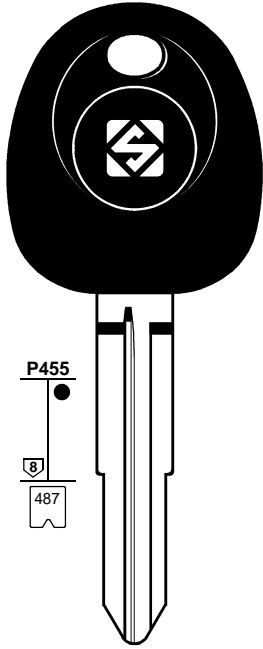
I20	2008		KIA7T14					PH / CR2	46			
I20	2008		TOY49MH		TOY49FH	Y	Y	PH / CR2	46	Y	P-BOX	
I20	2008		TOY40MH		TOY40FH	Y	Y	PH / CR2	46	Y	P-BOX	
I30	2007	2011	KIA7T14					PH / CR2	46			
I30	2007	2011	TOY49MH		TOY49FH	Y	Y	PH / CR2	46	Y	P-BOX	
I30	2007	2011	TOY40MH		TOY40FH	Y	Y	PH / CR2	46	Y	P-BOX	
I30	2012							TEX / MA	6E			
I40	2011							TEX / MA	6E			
I40	2011		SMARTKEY					TEX / MA	6E			
I40 (AUS)	2010		TOY49MH		TOY49FH	Y	Y	PH / CR2	46	Y	P-BOX	
I45	2009		TOY49MH		TOY49FH	Y	Y	PH / CR2	46	Y	P-BOX	
LANTRA	1995	1996	HYN11									
LANTRA	1995	1996	HYN11CP									
LANTRA	1996	2000	HYN6T4					TEXAS	4C			S6
LANTRA	1996	2000	HYN6MH	HYN6TE	HYN6FH	Y	Y	TEXAS	4C	Y	P-BOX	
LAVITA	2001	2010	HYN6T14					PH / CR2	46			
LAVITA	2001	2010	HYN6MH	HYN6TE	HYN6FH	Y	Y	PH / CR2	46	Y	P-BOX	
MATRIX	2002	2010	HYN6T14					PH / CR2	46			
MATRIX	2002	2010	HYN6MH	HYN6TE	HYN6FH	Y	Y	PH / CR2	46	Y	P-BOX	

FOR:
PER:

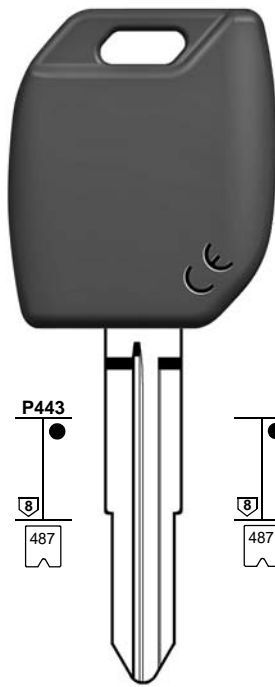
HYUNDAI



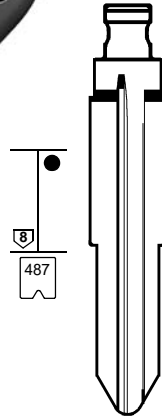
HYN10T4
R 1-1000
X 1-1000



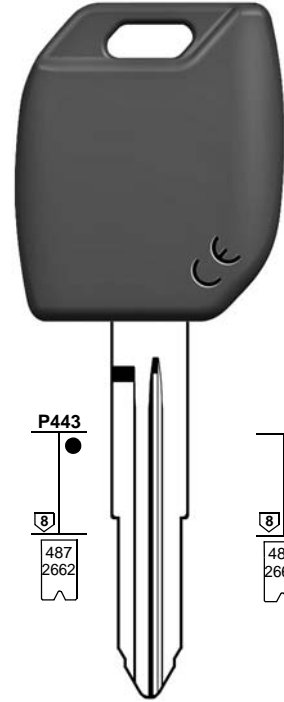
HYN10TE
R 1-1000
X 1-1000



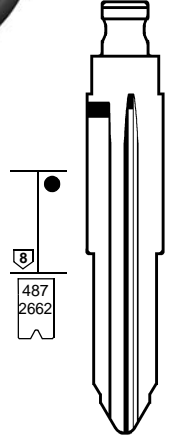
HYN10MH
X 1-1000
R 1-1000



HYN10FH
R 1-1000
K 1-1000
X 1-1000



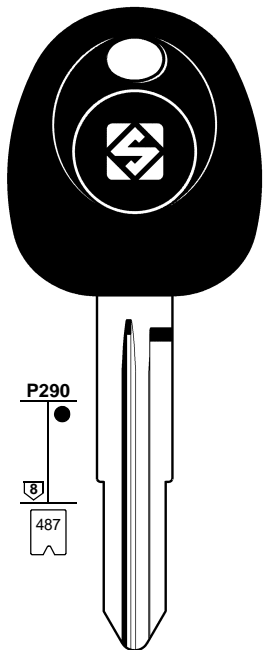
HYN7RMH
S 1-1000



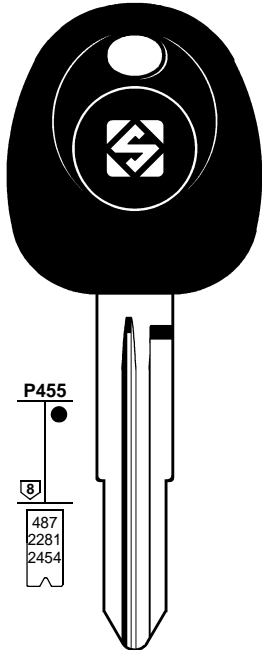
HYN7RFH
S 1-1000

FOR:
PER:

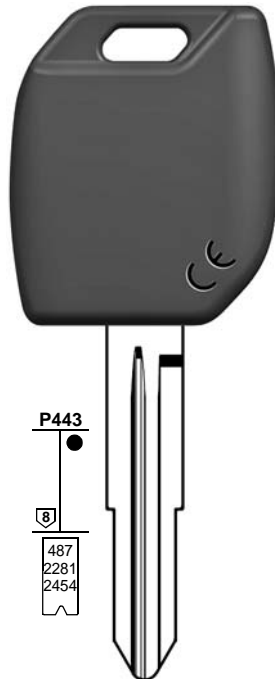
HYUNDAI



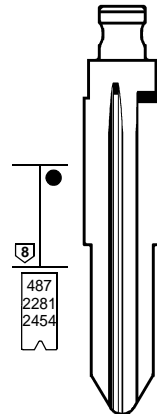
HYN6T14
T 1-1000



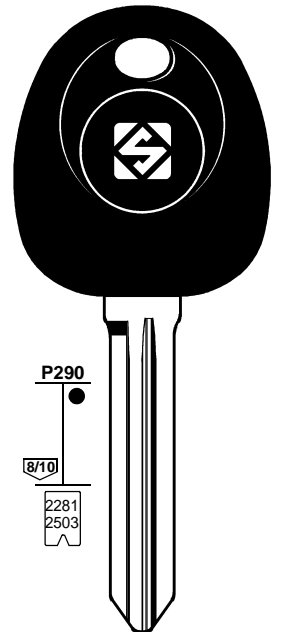
HYN6TE
A 1-1000
R 1-1000
T 1-1000
V 1-1200



HYN6MH
A 1-1000
R 1-1000
T 1-1000
V 1-1200



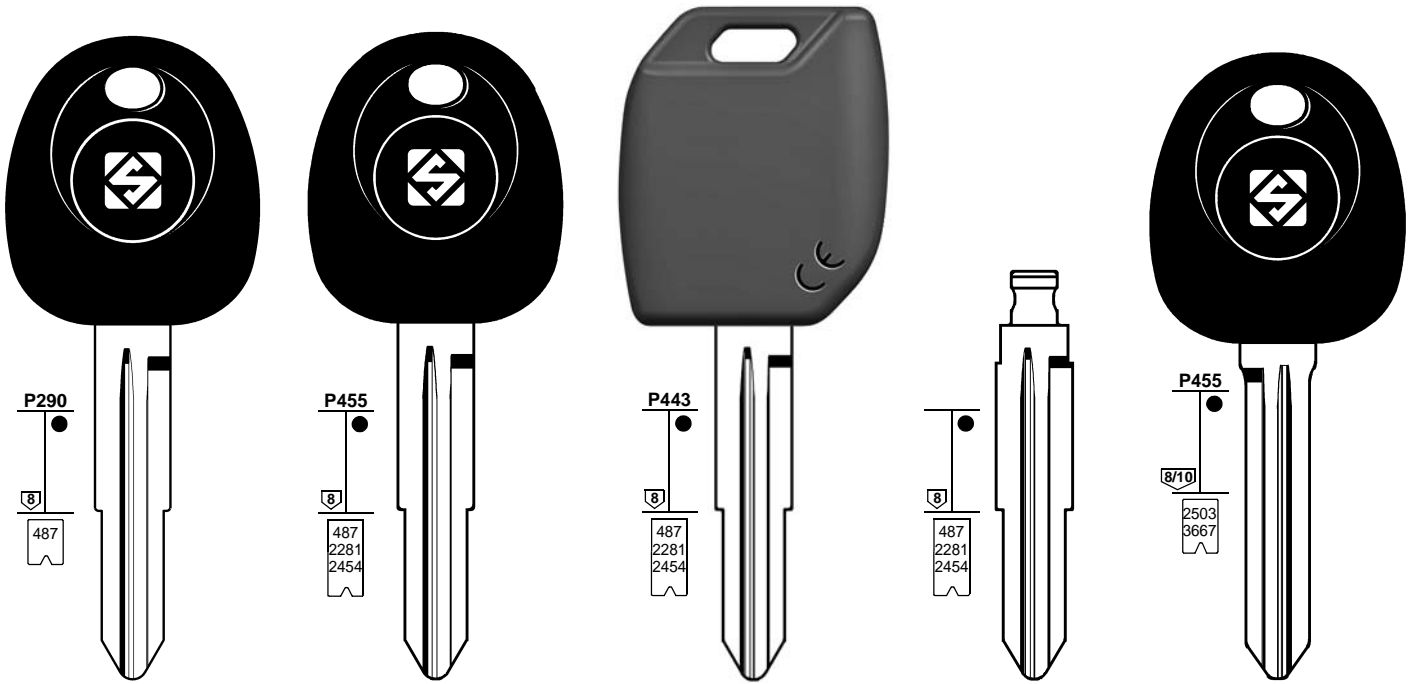
HYN6FH
A 1-1000
R 1-1000
T 1-1000
V 1-1200




HYN14RT14
M 1-2500
T 1-2500
WC 1001-3500


FOR:
PER:


HYUNDAI




HYN6T4
T 1-1000

 **TE KEY**
HYN6TE
A 1-1000
R 1-1000
T 1-1000
V 1-1200

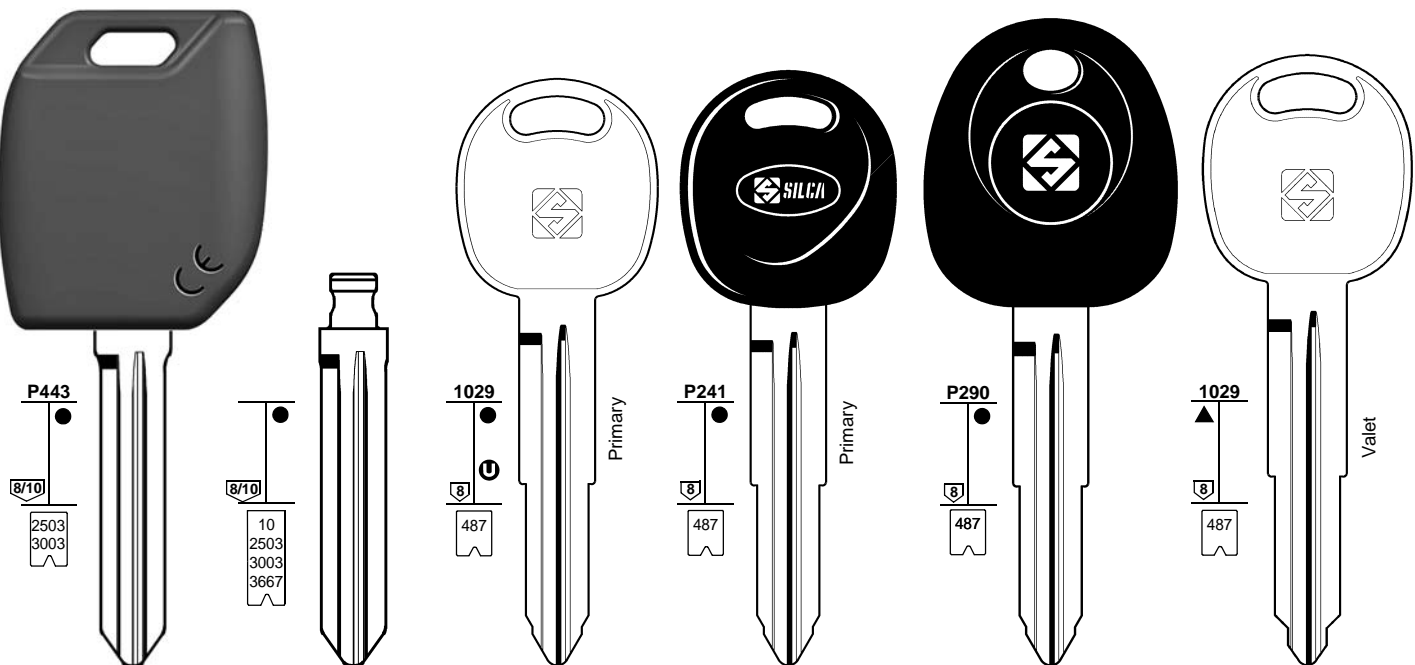
 **MH KEY**
HYN6MH
A 1-1000
R 1-1000
T 1-1000
V 1-1200


 **FH FLIP**
HYN6FH
A 1-1000
R 1-1000
T 1-1000
V 1-1200


 **TE KEY**
HYN14RTE
M 1-2500
T 1-2500
WC 1001-3500

FOR:
PER:

HYUNDAI



 **MH KEY**
HYN14RMH
M 1-2500
T 1-2500
WC 1001-3500

 **FH FLIP**
HYN14RFH
M 1-2500
T 1-2500
WC 1001-3500


HYN7R
S 1-1000

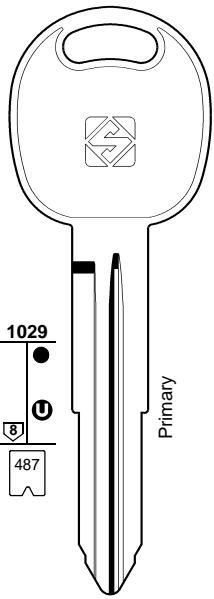

HYN7RAP
S 1-1000


HYN7RT4
S 1-1000


HYN8R
S 1-1000

FOR:
PER:

HYUNDAI

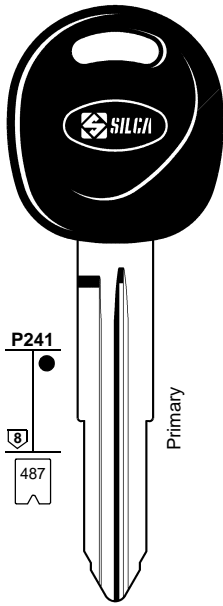


1029
8
487
Primary



HYN7R

S 1-1000

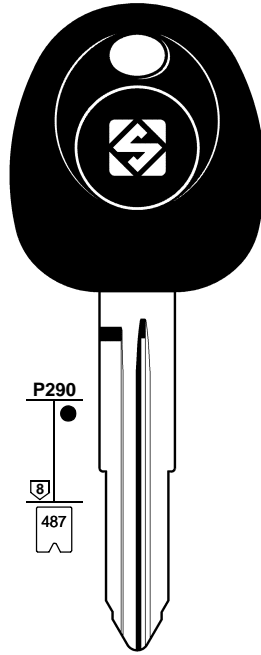


P241
8
487
Primary



HYN7RAP

S 1-1000

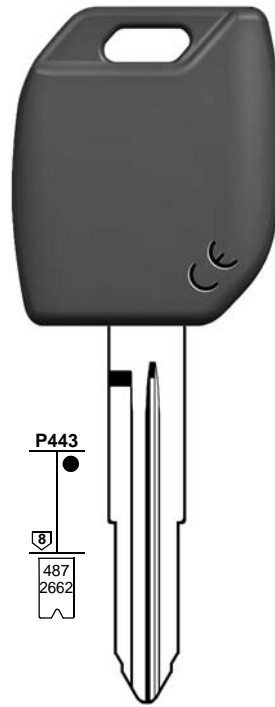


P290
8
487



HYN7RT4

S 1-1000

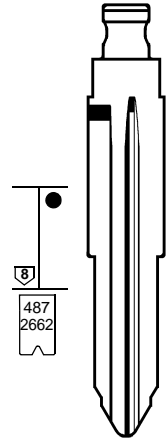


P443
8
487
2662



HYN7RMH

S 1-1000



P443
8
487
2662

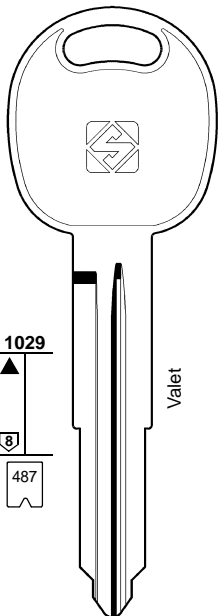


HYN7RFH

S 1-1000

FOR:
PER:

HYUNDAI

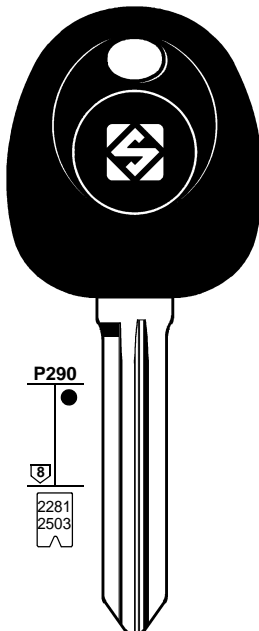


1029
8
487
Valet



HYN8R

S 1-1000

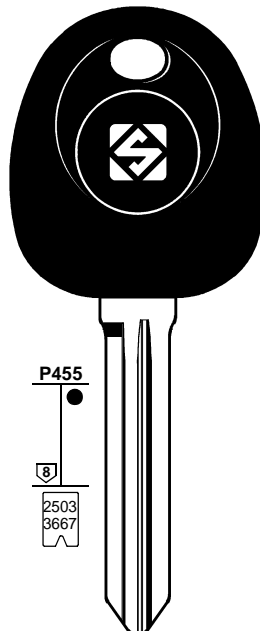


P290
8
2281
2503



HYN14RT14

M 1-2500
T 1-2500
WC 1001-3500

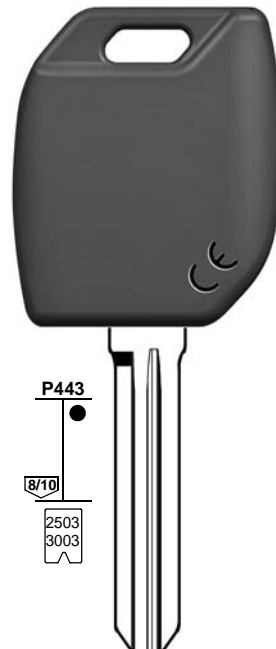


P455
8
2503
3667



HYN14RTE

M 1-2500
T 1-2500
WC 1001-3500

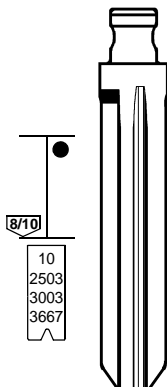


P443
8/10
2503
3003



HYN14RMH

M 1-2500
T 1-2500
WC 1001-3500



P443
8/10
10
2503
3003
3667

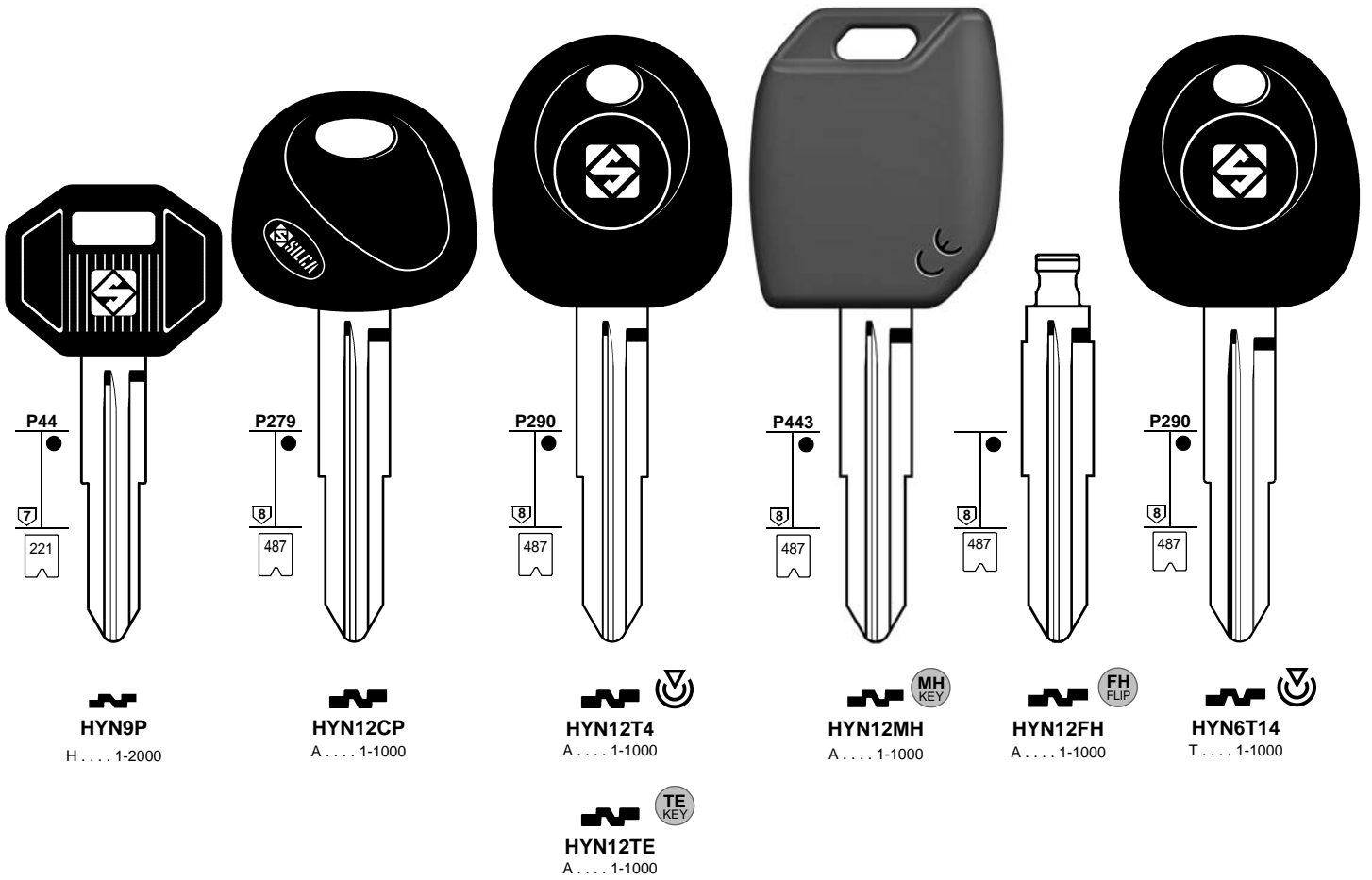


HYN14RFH

M 1-2500
T 1-2500
WC 1001-3500

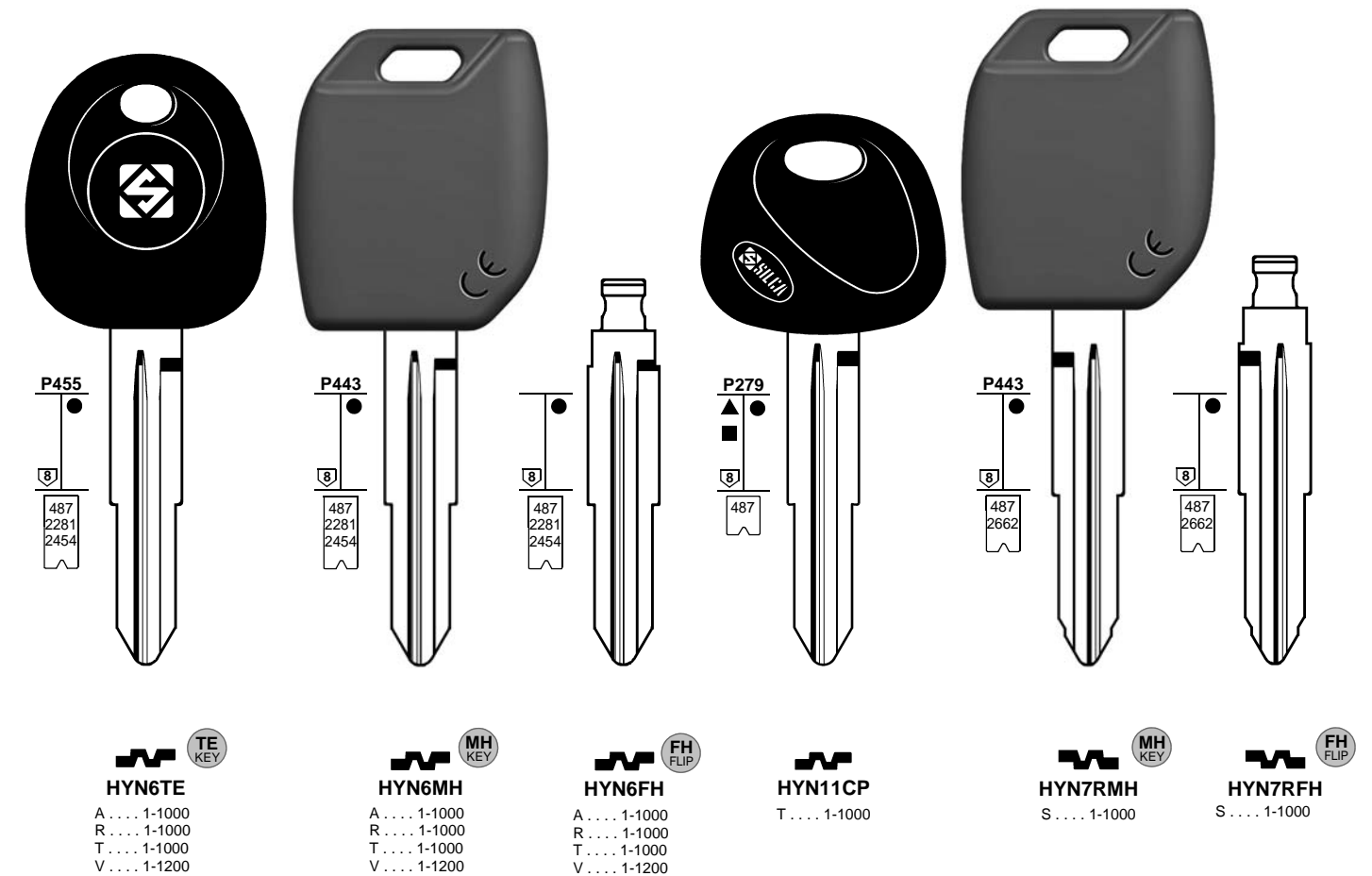
FOR:
PER:

HYUNDAI



FOR:
PER:

HYUNDAI



1	2	2a	3	3a	3b	e1+e2		6	42+71	72	43+44a	12	15
---	---	----	---	----	----	-------	--	---	-------	----	--------	----	----

GTI COMPATIBLE

IGNITION

CAR MAKE MODEL	FROM	TO	SILCA REF.	SILCA REF.	SILCA REF.	COPY	GEN.	TRANSP. TYPE	FAST COPY PLUS RW4 PLUS FAST COPY/RW4	FAST COPY PLUS RW4 PLUS	FAST COPY RW4	STP	

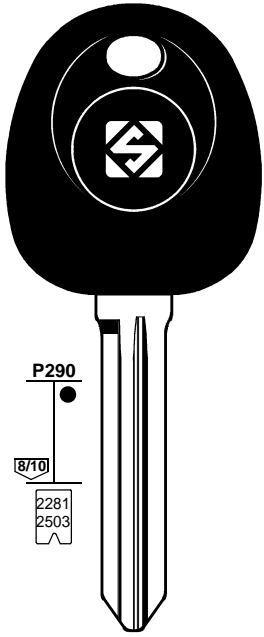
For more info on the uses of car keys, refer to the Silca Electronic Keys Catalogue:


HYUNDAI

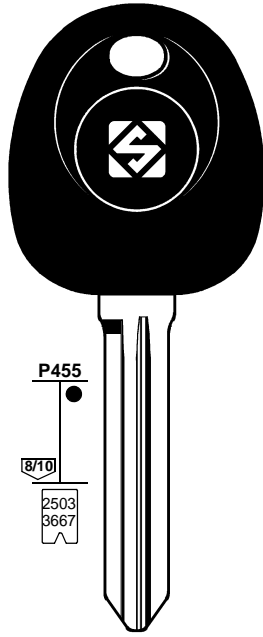
STAREX	1998	2006	HYN12CP		HYN12FH								
STAREX	1998	2006	HYN12T4					TEXAS	4C				S6
STAREX	1998	2006	HYN12MH	HYN12TE	HYN12FH	Y	Y	TEXAS	4C	Y	P-BOX		
TERRACAN	2001	2007	HYN6T14					PH / CR2	46				
TERRACAN	2001	2007	HYN6MH	HYN6TE	HYN6FH	Y	Y	PH / CR2	46	Y	P-BOX		
TIBURON	2001	2008	HYN6T14					PH / CR2	46				
TIBURON	2001	2008	HYN6MH	HYN6TE	HYN6FH	Y	Y	PH / CR2	46	Y	P-BOX		
TIBURON (USA)	1996	2009	HYN11CP										
TRAJET	2000	2006						TEX / CR	60				
TRAJET	2000	2006	HYN7RMH		HYN7RFH	Y	Y	TEX / CR	60	Y	P-BOX		
TUCSON	2005	2009	HYN6T14					PH / CR2	46				
TUCSON	2005	2009	HYN6MH	HYN6TE	HYN6FH	Y	Y	PH / CR2	46	Y	P-BOX		
TUCSON (USA)	2005	2010	HYN11CP										
TUCSON (USA)	2011	2011											
TUCSON (USA)	2012												
VAN TRANSPORTER	1994		HYN9P										
VELOSTER	2010							TEX / MA	6E				
VELOSTER	2011		SMARTKEY					TEX / MA	6E				
VELOSTER (USA)	2012												

FOR:
PER:

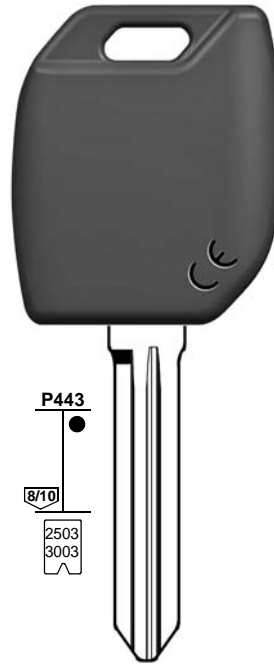
HYUNDAI




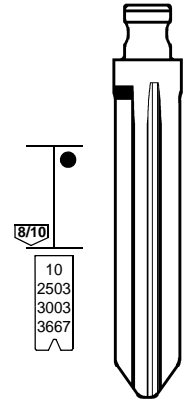

HYN14RT14
M 1-2500
T 1-2500
WC 1001-3500




 **TE KEY**
HYN14RTE
M 1-2500
T 1-2500
WC 1001-3500



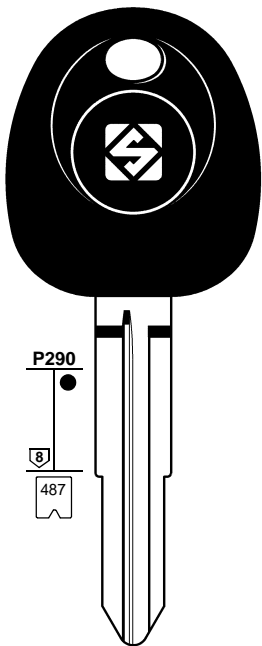
 **MH KEY**
HYN14RMH
M 1-2500
T 1-2500
WC 1001-3500




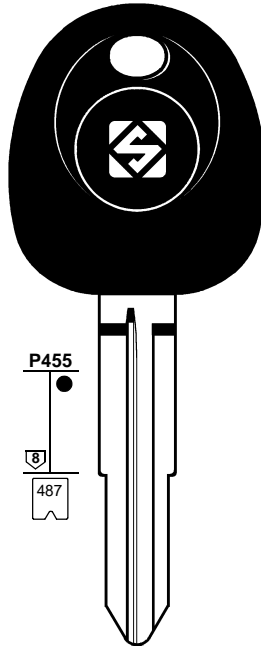
 **FH FLIP**
HYN14RFH
M 1-2500
T 1-2500
WC 1001-3500


FOR:
PER:

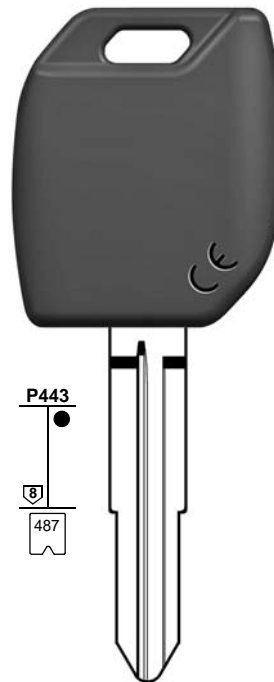
HYUNDAI




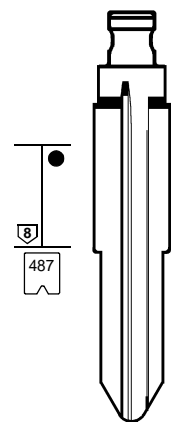

HYN10T4
R 1-1000
X 1-1000





















 **TE KEY**
HYN10TE
R 1-1000
K 1-1000



 **MH KEY**
HYN10MH
X 1-1000
R 1-1000



 **FH FLIP**
HYN10FH
R 1-1000
K 1-1000
X 1-1000

1	2	2a	3	3a	3b	e1+e2		6	42+71	72	43+44a	12	15
						GTI COMPATIBLE		IGNITION   					
CAR MAKE MODEL	FROM	TO	SILCA REF.	SILCA REF.	SILCA REF.	COPY	GEN.	TRANSP. TYPE	FAST COPY PLUS RW4 PLUS FAST COPY/RW4	FAST COPY PLUS RW4 PLUS	FAST COPY RW4	STP	
			 REF.	 TE	 FLIP								

For more info on the uses of car keys, refer to the Silca Electronic Keys Catalogue:

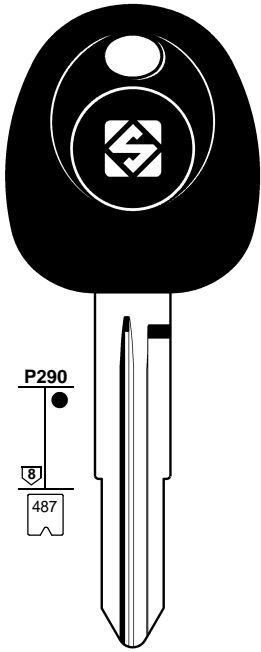


HYUNDAI

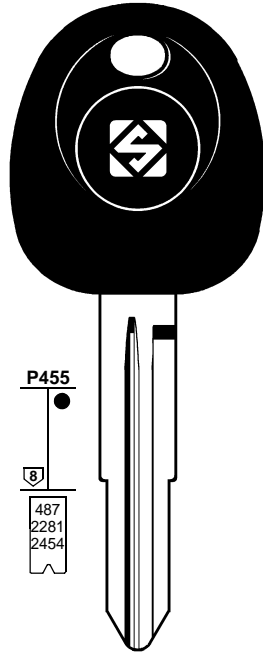
VERACRUZ	2007		HYN14RT14					PH / CR2	46				
VERACRUZ	2007		HYN14RMH	HYN14RTE	HYN14RFH	Y	Y	PH / CR2	46	Y	P-BOX		
VERACRUZ	2011		SMARTKEY					PH / CR2	46				
VERACRUZ (USA)	2007	2011											
VERACRUZ (USA)	2008	2011	SMARTKEY					PH / CR2	46				
VERNA	1996	1999	HYN10T4					TEXAS	4C				S6
VERNA	1996	1999	HYN10MH	HYN10TE	HYN10FH	Y	Y	TEXAS	4C	Y	P-BOX		



FOR:
PER:

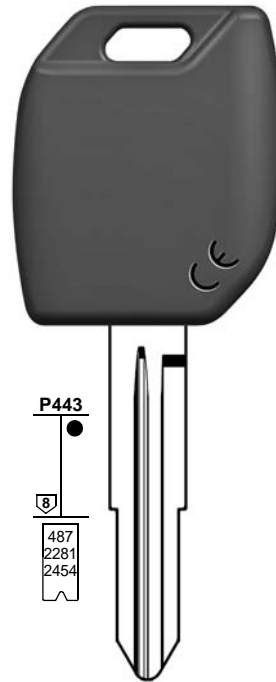
HYUNDAI





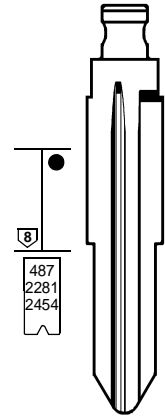
 
HYN6T14
T 1-1000





 
HYN6TE
A 1-1000
R 1-1000
T 1-1000
V 1-1200



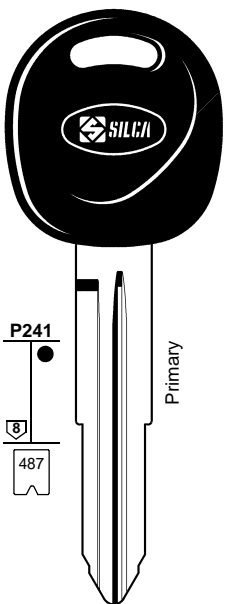
 
HYN6MH
A 1-1000
R 1-1000
T 1-1000
V 1-1200



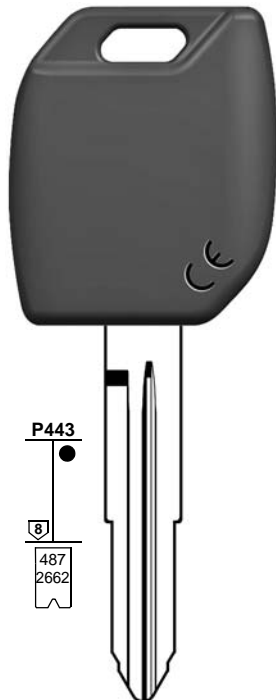
 
HYN6FH
A 1-1000
R 1-1000
T 1-1000
V 1-1200

FOR:
PER:

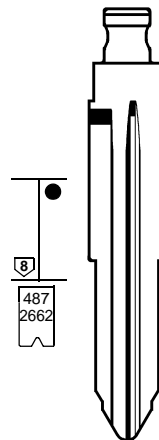
HYUNDAI



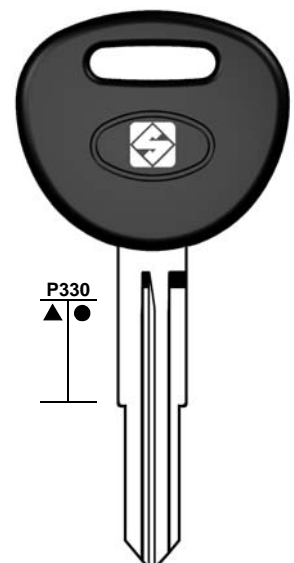

HYN7RAP
S 1-1000


















 
HYN7RMH
S 1-1000



 
HYN7RFH
S 1-1000




HYN13BP

1	2	2a	3	3a	3b	e1+e2	6	42+71	72	43+44a	12	15	
						GTI COMPATIBLE		IGNITION					
													
CAR MAKE MODEL	FROM	TO	SILCA REF.	SILCA REF.	SILCA REF.	COPY	GEN.	TRANSP. TYPE	FAST COPY PLUS RW4 PLUS FAST COPY/RW4	FAST COPY PLUS RW4 PLUS	FAST COPY RW4	STP	
													

For more info on the uses of car keys, refer to the Silca Electronic Keys Catalogue: 

HYUNDAI

VERNA	1999		HYN6T14					PH / CR2	46				
VERNA	1999		HYN6MH	HYN6TE	HYN6FH	Y	Y	PH / CR2	46	Y	P-BOX		
XG25/XG30	1998	2005						TEX / CR	60				
XG25/XG30	1998	2005	HYN7RMH		HYN7RFH	Y	Y	TEX / CR	60	Y	P-BOX		
XG300 (CANADA)	1998	2005						TEX / CR	60				
XG300 (CANADA)	1998	2005	HYN7RMH		HYN7RFH	Y	Y	TEX / CR	60	Y	P-BOX		
XG300 (USA)	2001	2003	HYN7RAP										
XG350 (USA)	2002	2005	HYN7RAP										
SOME MODELS	1998		HYN13BP										

FOR:
PER:

INFINITI

P264
607

P443
607

P395
607
Master

P264
145
607

NSN14T14
..... 1-22185

NSN14MH
..... 1-22185
..... 30001-37850

NSN14FH
..... 1-22185

NI02T
..... 1-22185

NSN11T2
X 1-8000
..... 1-22185
..... 30001-37850
X 8001-9000

NSN11FH
X 1-8000
X 8001-9000

NSN14TE
..... 1-22185
..... 30001-37850

FOR:
PER:

ISUZU

889
262

772
262

P122
264

P233
567
Primary

HON58R
..... 5001-8442

HON58RFH
..... 5001-8442
..... 10001-15000

HON59R
..... 5001-8442

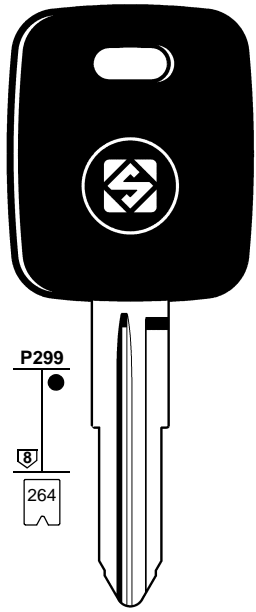
GM19P
N 5001-7000
U 1-2000

GM39EP
..... AA00-7T51
..... S000A-S711K

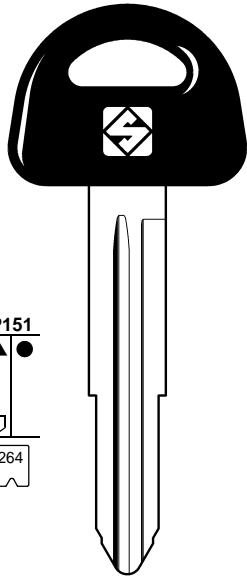
1	2	2a	3	3a	3b	e1+e2		6	42+71	72	43+44a	12	15
						GTI COMPATIBLE		IGNITION 					
CAR MAKE MODEL	FROM	TO	SILCA REF.	SILCA REF.	SILCA REF.	COPY	GEN.	TRANSP. TYPE	FAST COPY PLUS RW4 PLUS FAST COPY/RW4	FAST COPY PLUS RW4 PLUS	FAST COPY RW4	STP	
For more info on the uses of car keys, refer to the Silca Electronic Keys Catalogue:													
INFINITI													
EX35	2008	2012	SMARTKEY					PH / CR2	46				
FX35	2003		SMARTKEY					PH / CR2	46				
FX35	2003	2009	NSN14T14					PH / CR2	46				
FX35	2003	2009	NSN14MH	NSN14TE	NSN14FH	Y	Y	PH / CR2	46	Y	P-BOX		
FX45	2003	2009	NSN14T14					PH / CR2	46				
FX45	2003		SMARTKEY					PH / CR2	46				
FX45	2003	2009	NSN14MH	NSN14TE	NSN14FH	Y	Y	PH / CR2	46	Y	P-BOX		
FX50	2009		SMARTKEY					PH / CR2	46				
G20	2000	2002	NI02T					TEX / CR	60				
G20	2000	2002	NSN14MH	NSN14TE	NSN14FH	Y	Y	TEX / CR	60	Y	P-BOX		
G25	2011	2012	SMARTKEY					PH / CR2	46				
G35	2003	2007	NSN14T14					PH / CR2	46				
G35	2003	2007	NSN14MH	NSN14TE	NSN14FH	Y	Y	PH / CR2	46	Y	P-BOX		
G35	2005	2008	SMARTKEY					PH / CR2	46				
G37	2009		SMARTKEY					PH / CR2	46				
IPL G C.PE	2011	2012	SMARTKEY					PH / CR2	46				
I30	1999	2000	NSN11T2		NSN11FH			PH	33	Y	Y	N-N	
I30	2001	2004	NI02T					TEX / CR	60				
I30	2001	2004	NSN14MH	NSN14TE	NSN14FH	Y	Y	TEX / CR	60	Y	P-BOX		
I35	2001	2004	NI02T					TEX / CR	60				
I35	2001	2004	NSN14MH	NSN14TE	NSN14FH	Y	Y	TEX / CR	60	Y	P-BOX		
JX35	2013		SMARTKEY					PH / CR2	46				
M35	2003	2004	NSN14T14					PH / CR2	46				
M35	2003	2004	NSN14MH	NSN14TE	NSN14FH	Y	Y	PH / CR2	46	Y	P-BOX		
M35	2006	2010						PH / CR2	46				
M45	2003	2006	NSN14T14					PH / CR2	46				
M45	2003	2006	NSN14MH	NSN14TE	NSN14FH	Y	Y	PH / CR2	46	Y	P-BOX		
M45	2006	2010						PH / CR2	46				
M56	2011		SMARTKEY					PH / CR2	46				
QX4	1997	1999						TEXAS	4C				
QX4	1997	1999	NSN14MH	NSN14TE	NSN14FH	Y	Y	TEXAS	4C	Y	P-BOX		
QX4	1999	2003	NI02T					TEX / CR	60				
QX4	1999	2003	NSN14MH	NSN14TE	NSN14FH	Y	Y	TEX / CR	60	Y	P-BOX		
QX56	2004	2007	NSN14T14					PH / CR2	46				
QX56	2004	2007	NSN14MH	NSN14TE	NSN14FH	Y	Y	PH / CR2	46	Y	P-BOX		
QX56	2008	2012	SMARTKEY					PH / CR2	46				
Q45	1997	2000						TEXAS	4C				
Q45	1997	2000	NSN14MH	NSN14TE	NSN14FH	Y	Y	TEXAS	4C	Y	P-BOX		
Q45	2001	2005	NSN14T14					PH / CR2	46				
Q45	2001	2005	NSN14MH	NSN14TE	NSN14FH	Y	Y	PH / CR2	46	Y	P-BOX		
ISUZU													
AMIGO	1998	2000	HON58R		HON58RFH								
AMIGO	1998	2000	GM19P										
ASCENDER	2003	2006	GM39EP										
AXIOM	2002	2002	HON59R										
AXIOM	2002	2002	HON58R		HON58RFH								

FOR:
PER:

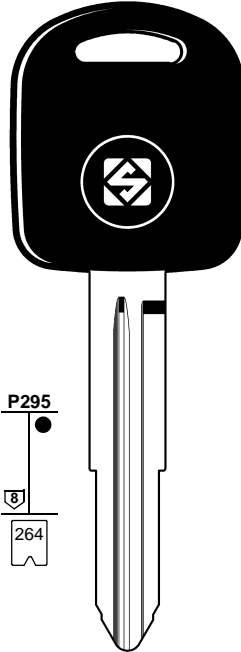
ISUZU



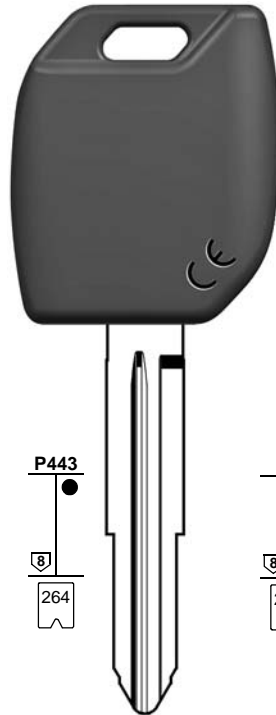
GM15T5
N 5001-7000



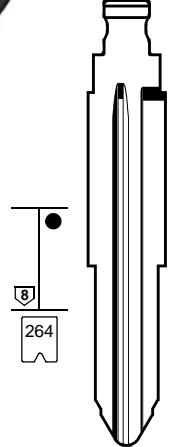
SZ12P
U 1-2000



SZ12TE
U 1-2000



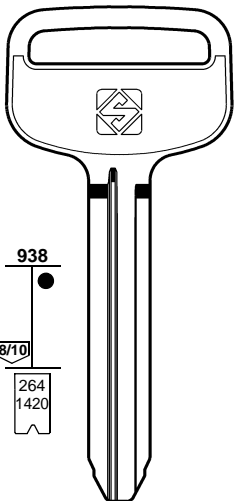
SZ12MH
U 1-2000



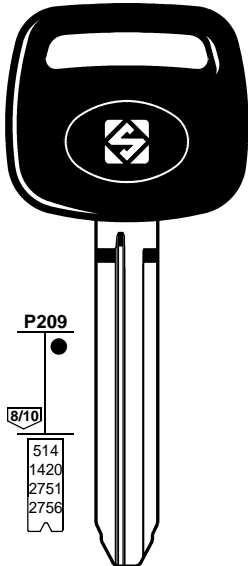
SZ12FH
U 1-2000

FOR:
PER:

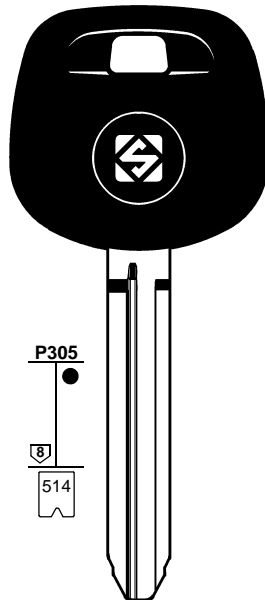
ISUZU



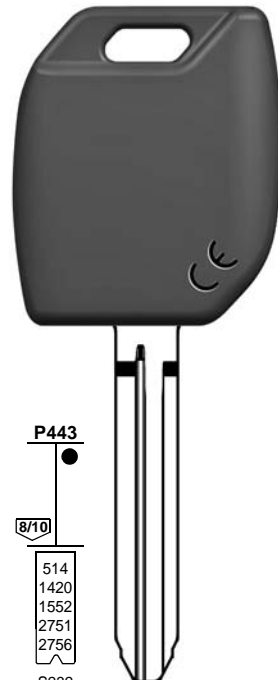
TOY43R
.....
10001-15000
50000-59999
60000-69999
70000-75928



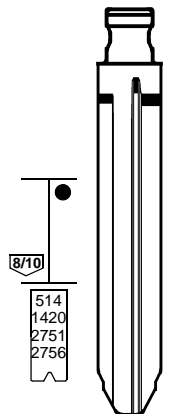
TOY43RP
.....
10001-15000
50000-59999
60000-69999
70000-75928



TOY43RATE
.....
10001-15000
50000-59999
60000-69999



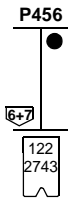
TOY43RMH
.....
10001-15000
50000-59999
60000-69999
25001-26200
..... 1-5000



TOY43RFH
.....
1001-15000
..... 70000-75928

FOR:
PER:

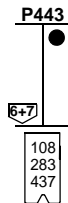
IVECO



GT10BTE

- 1/9 . . . A/Z/AZ MNPRS
- 0/90/9 MNPRS
- 1/9 . . . A/Z MNPRS
- 1/9 . . . A/Z MNPRS
- 1/9 . . . A/Z MNPRS
- 1/9 . . . A/Z MNPRS
- 1/9 . . . A/Z MNPRS
- 1/9 . . . A/Z MNPRS
- 3001-4000
- 6001-7000

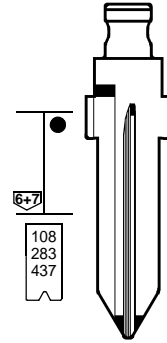
GIOBERT - TRW SIPEA



GT10MH

- J 3001-6732
- N 6001-7000
- V 0001-3056
- V 5001-8058
- AB 6001-6891
- 3001-4000
- 6001-7000

GIOBERT - TRW SIPEA



GT10FH

- J 3001-6732
- N 6001-7000
- V 0001-3056
- V 5001-8058
- AB 6001-6891
- 3001-4000
- 6001-7000

FOR:
PER:

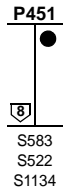
IVECO



SIP22MH

- DE 1-11210

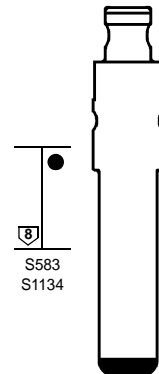
GIOBERT - TRW SIPEA



SIP22TE

- DE 1-11210

GIOBERT - TRW SIPEA



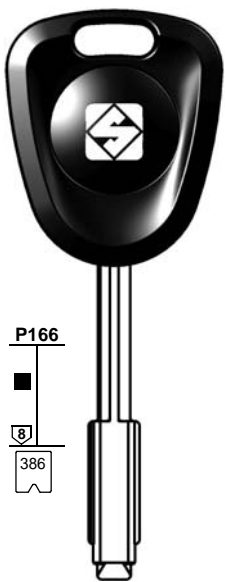
SIP22FH

- DE 1-11210

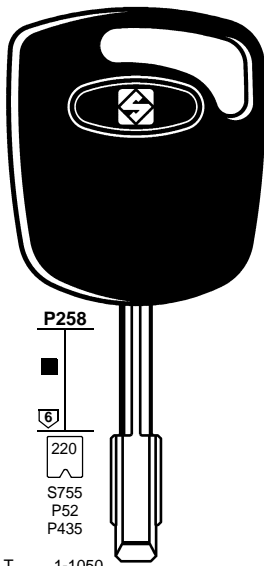
FOR:
PER:

JAGUAR

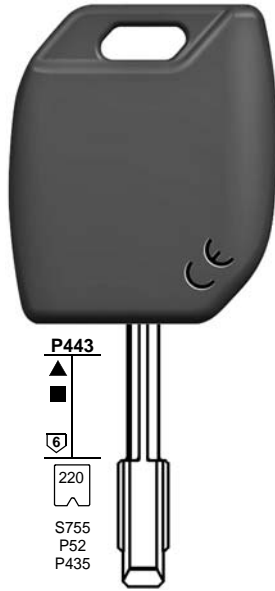
JDM (MICROCARS)



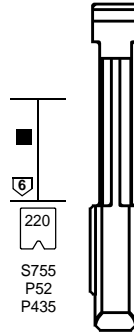
P166
8
386



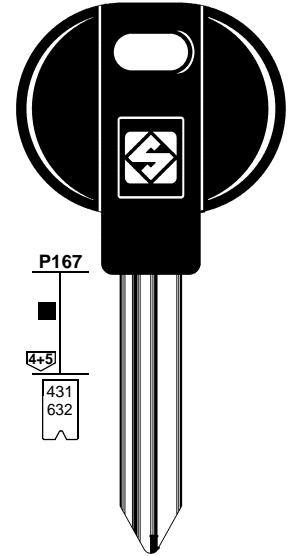
P258
6
220
S755
P52
P435



P443
6
220
S755
P52
P435



6
220
S755
P52
P435



P167
4+5
431
632

T.... 1-1050
T.... 1-2330
T.... 1051-2330
T..... 1-2-3-4



TBE1T5
T..... 1-2-3



FO21TE



FO21MH
T.... 1-1050
T.... 1-2330
T.... 1051-2330
T..... 1-2-3-4



FO21FH
T.... 1-1050
T.... 1-2330
T.... 1051-2330
T..... 1-2-3-4



SX9AP
63/99 H 12468
63/99 12468
..... H 0111111-6288888
..... 0111111-6288888

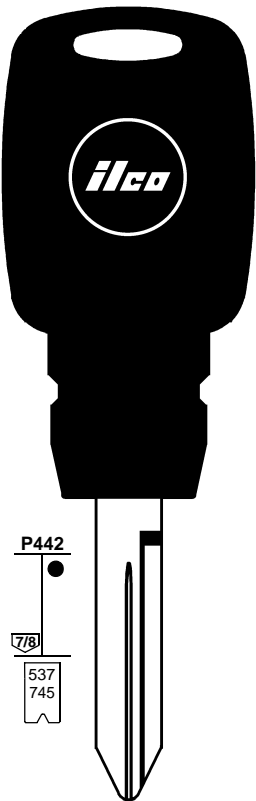
VALEO

TIBBE - VALEO

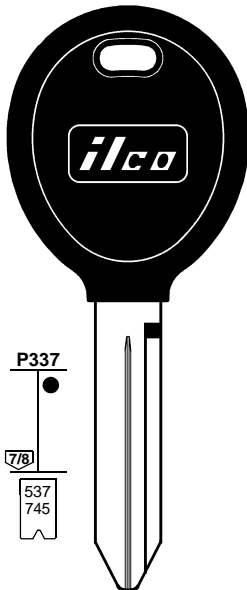
TIBBE - VALEO

FOR:
PER:

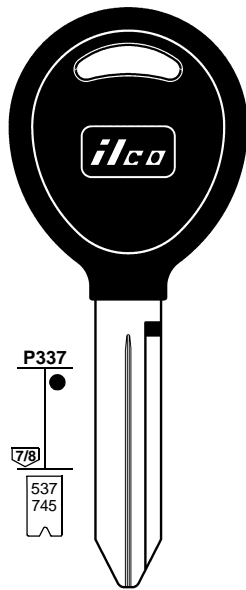
JEEP



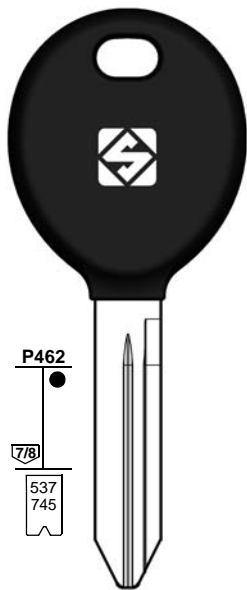
P442
7/8
537
745



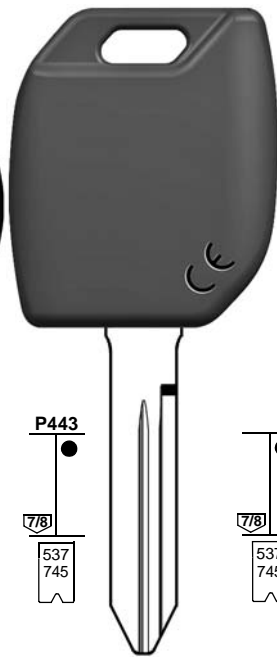
P337
7/8
537
745



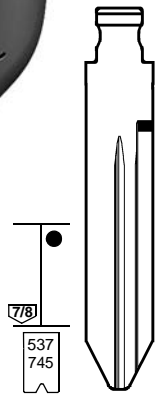
P337
7/8
537
745



P462
7/8
537
745



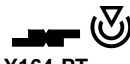
P443
7/8
537
745



7/8
537
745



EK3P-Y170
L.... 1-3580
M.... 1-2618



Y164-PT
L.... 1-3580
M.... 1-2618



Y160-PT
L.... 1-3580
M.... 1-2618



CY24TE
L.... 1-3580
M.... 1-2618



CY24MH
L.... 1-3580
M.... 1-2618



CY24FH
L.... 1-3580
M.... 1-2618
FT.... 1001-3000

MITSUBISHI

1	2	2a	3	3a	3b	e1+e2		6	42+71	72	43+44a	12	15
						GTI COMPATIBLE		IGNITION 					
CAR MAKE MODEL	FROM	TO	SILCA REF.	SILCA REF.	SILCA REF.	COPY	GEN.	TRANSP. TYPE	FAST COPY PLUS RW4 PLUS FAST COPY/RW4	FAST COPY PLUS RW4 PLUS	FAST COPY RW4	STP	
For more info on the uses of car keys, refer to the Silca Electronic Keys Catalogue:													
JAGUAR													
SOVEREIGN	1996	2000	TBE1T5					MEG	13	Y	Y	Meg	
S-TYPE	2000	2008	FO21T7					TEX / CR	60				
S-TYPE	2000	2008	FO21MH	FO21TE	FO21FH	Y	Y	TEX / CR	60	Y	P-BOX		
XJ	2003	2007	FO21T7					TEX / CR	60				
XJ	2003	2007	FO21MH	FO21TE	FO21FH	Y	Y	TEX / CR	60	Y	P-BOX		
XJ , XJS , XK8	1998	1999	TBE1T5					MEG	13	Y	Y	Meg	
XJ , XK	2000	2003						MEG	13				
X-TYPE	2002	2008						TEX / CR	60				
X-TYPE	2002	2008	FO21MH	FO21TE	FO21FH	Y	Y	TEX / CR	60	Y	P-BOX		
JDM (MICROCARS)													
ABACA	2005	2012	SX9AP										
ALBIZIA	2003	2012	SX9AP										
ALOES	2008	2012	SX9AP										
ROSDY	2012		SX9AP										
JEEP													
CHEROKEE	1998	2004	Y160-PT					TEX / CR	64				F
CHEROKEE	1998	2004	CY24MH	CY24TE	CY24FH	Y	Y	TEX / CR	64	Y	P-BOX		
CHEROKEE	2005		Y164-PT					PH / CR2	46				
CHEROKEE	2005		CY24MH	CY24TE	CY24FH	Y	Y	PH / CR2	46	Y	P-BOX		
CHEROKEE LIMITED	1999	2005	Y160-PT					TEX / CR	64				F
CHEROKEE LIMITED	1999	2005	CY24MH	CY24TE	CY24FH	Y	Y	TEX / CR	64	Y	P-BOX		
CJ5,CJ7	1998	2005	Y160-PT					TEX / CR	64				F
CJ5,CJ7	1998	2005	CY24MH	CY24TE	CY24FH	Y	Y	TEX / CR	64	Y	P-BOX		
CJ5,CJ7	2006		Y164-PT					PH / CR2	46				F
CJ5,CJ7	2006		CY24MH	CY24TE	CY24FH	Y	Y	PH / CR2	46	Y	P-BOX		
COMANCHE	2006		Y164-PT					PH / CR2	46				F
COMANCHE	2006		CY24MH	CY24TE	CY24FH	Y	Y	PH / CR2	46	Y	P-BOX		
COMMANDER	2006	2008	Y164-PT					PH / CR2	46				F
COMMANDER	2006	2008	CY24MH	CY24TE	CY24FH	Y	Y	PH / CR2	46	Y	P-BOX		
COMMANDER	2008	2010						PH / CR2	46				
COMMANDER	2008	2010	EK3P-Y170					PH / CR2	46	Y	P-BOX		
COMPASS	2007		Y164-PT					PH / CR2	46				F
COMPASS	2007		CY24MH	CY24TE	CY24FH	Y	Y	PH / CR2	46	Y	P-BOX		
G. CHEROKEE	2005	2008	Y164-PT					PH / CR2	46				F
G. CHEROKEE	2005	2008	CY24MH	CY24TE	CY24FH	Y	Y	PH / CR2	46	Y	P-BOX		
G. CHEROKEE	2008							PH / CR2	46				
G. CHEROKEE	2008		EK3P-Y170					PH / CR2	46	Y	P-BOX		
G.CHEROKEE LUX	1999	2005	Y160-PT					TEX / CR	64				F
G.CHEROKEE LUX	1999	2005	CY24MH	CY24TE	CY24FH	Y	Y	TEX / CR	64	Y	P-BOX		
G.CHEROKEE SPORT	1998	2004	Y160-PT					TEX / CR	64				F
G.CHEROKEE SPORT	1998	2004	CY24MH	CY24TE	CY24FH	Y	Y	TEX / CR	64	Y	P-BOX		
LIBERTY	2002	2004	Y160-PT					TEX / CR	64				F
LIBERTY	2002	2004	CY24MH	CY24TE	CY24FH	Y	Y	TEX / CR	64	Y	P-BOX		
LIBERTY	2005		Y164-PT					PH / CR2	46				
LIBERTY	2005		CY24MH	CY24TE	CY24FH	Y	Y	PH / CR2	46	Y	P-BOX		
PATRIOT	2007		Y164-PT					PH / CR2	46				F
PATRIOT	2007		CY24MH	CY24TE	CY24FH	Y	Y	PH / CR2	46	Y	P-BOX		
WRANGLER	1998	2006	Y160-PT					TEX / CR	64				F
WRANGLER	1998	2006	CY24MH	CY24TE	CY24FH	Y	Y	TEX / CR	64	Y	P-BOX		
WRANGLER	2006		CY24MH	CY24TE	CY24FH	Y	Y	PH / CR2	46	Y	P-BOX		
WRANGLER	2007		Y164-PT					PH / CR2	46				F

FOR:
PER:

KIA

P322
S819
S853
S1001
S1122
S1150

P443
S24
S232
S765
S819
S853
S1001
S1122
S1150
S1356

P472
S1001
S1122

P443
S1001
S1122

P443
S1001
S1122
S853

KIA7T14
G 0001-2500
J 0001-2500
K 0001-2500
L 0001-1000
P 0001-2500

TOY40MH
. . . . 1-5000
L 0001-1000
G 0001-2500
J 0001-2500
K 0001-2500
P 0001-2500
. . . . 30001-31200

TOY40FH
. . . . 1-5000
L 0001-1000
J 0001-2500

TOY49TE
K 0001-2500
P 0001-2500

TOY49MH
K 0001-2500
P 0001-2500

TOY49FH
K 0001-2500
P 0001-2500
L 0001-1000

FOR:
PER:

KIA

1136
742

P320
742

P463
742

P443
742

P443
742

P142
158

KIA3R
Y 2001-3000

KIA3RT16
Y 2001-3000

KIA3RTE
Y 2001-3000

KIA3RMH
Y 2001-3000

KIA3RFH
Y 2001-3000

KIA4RBP
. . . . 5001-6200

KIA3RT14
Y 2001-3000

1	2	2a	3	3a	3b	e1+e2		6	42+71	72	43+44a	12	15
						GTI COMPATIBLE		IGNITION					
CAR MAKE MODEL	FROM	TO	SILCA REF.	SILCA REF.	SILCA REF.	COPY	GEN.	TRANSP. TYPE	FAST COPY PLUS RW4 PLUS FAST COPY/RW4	FAST COPY PLUS RW4 PLUS	FAST COPY RW4	STP	

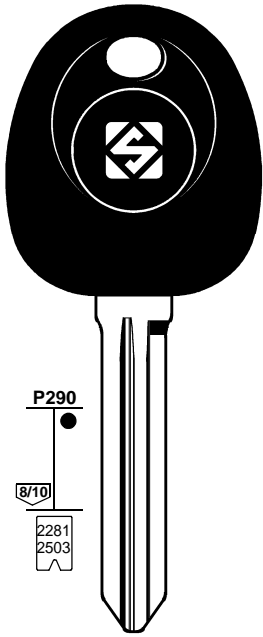
For more info on the uses of car keys, refer to the Silca Electronic Keys Catalogue:

KIA

AMANTI	2004	2006						TEX / CR	60				
AMANTI	2004	2006	TOY40MH		TOY40FH	Y	Y	TEX / CR	60	Y	P-BOX		
AMANTI	2007	2010	KIA7T14					PH / CR2	46				
AMANTI	2007	2010	TOY40MH		TOY40FH	Y	Y	PH / CR2	46	Y	P-BOX		
BESTA	1995	1999	KIA4RBP										
BORREGO	2009	2011						PH / CR2	46				
BORREGO	2009	2011	TOY49MH	TOY49TE	TOY49FH	Y	Y	PH / CR2	46	Y	P-BOX		
BORREGO	2011		SMARTKEY					PH / CR2	46				
CARENS	1999	2001	KIA3R										
CARENS	2001	2006	KIA3RT16					TEX / CR	60				
CARENS	2001	2006	KIA3RT14					PH / CR2	46				
CARENS	2001	2006	KIA3RMH	KIA3RTE	KIA3RFH	Y	Y	TEX / CR	60	Y	P-BOX		
CARENS	2001	2006	KIA3RMH	KIA3RTE	KIA3RFH	Y	Y	PH / CR2	46	Y	P-BOX		

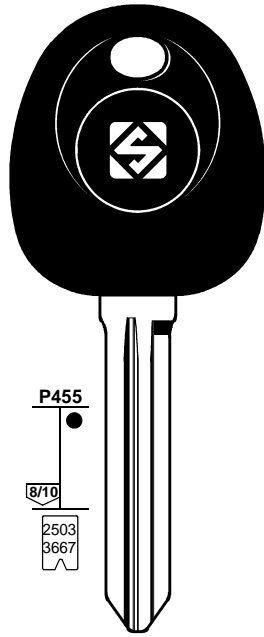
FOR:
PER:

KIA



HYN14T14

H 0001-2500
M 0001-2500
P 0001-2500
T 0001-2500
V 1-2500



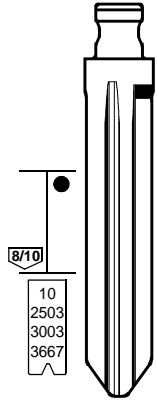
HYN14TE

H 0001-2500
M 0001-2500
P 0001-2500
T 0001-2500
V 1-2500



HYN14MH

H 0001-2500
M 0001-2500
P 0001-2500
T 0001-2500
V 0001-2500

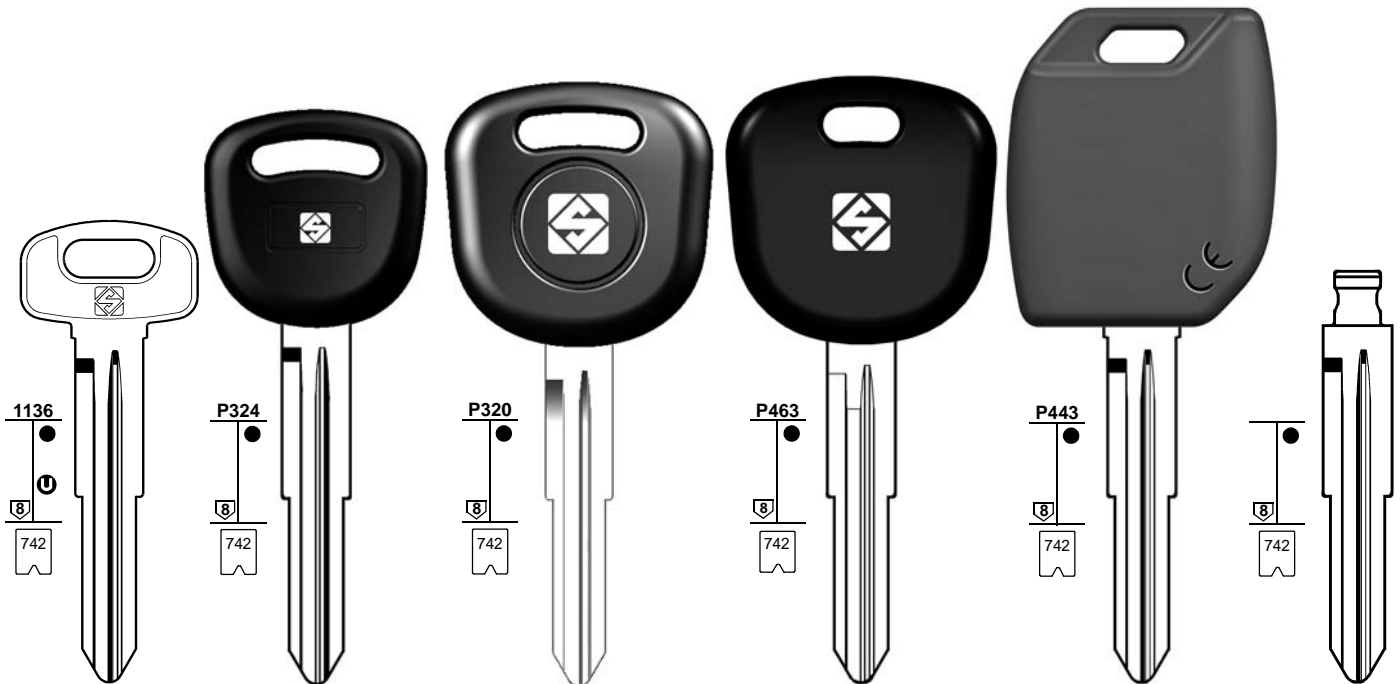


HYN14FH

H 0001-2500
M 0001-2500
P 0001-2500
T 0001-2500
V 0001-2500

FOR:
PER:

KIA



KIA3R

Y 2001-3000



KIA3RAP

Y 2001-3000



KIA3RT14

Y 2001-3000



KIA3RT16

Y 2001-3000



KIA3RTE

Y 2001-3000



KIA3RMH

Y 2001-3000



KIA3RFH

Y 2001-3000

1	2	2a	3	3a	3b	e1+e2	6	42+71	72	43+44a	12	15
						GTI COMPATIBLE		IGNITION				
CAR MAKE MODEL	FROM	TO	SILCA REF.	SILCA REF.	SILCA REF.	COPY	GEN.	TRANSP. TYPE	FAST COPY PLUS RW4 PLUS FAST COPY/RW4	FAST COPY PLUS RW4 PLUS	FAST COPY RW4	STP

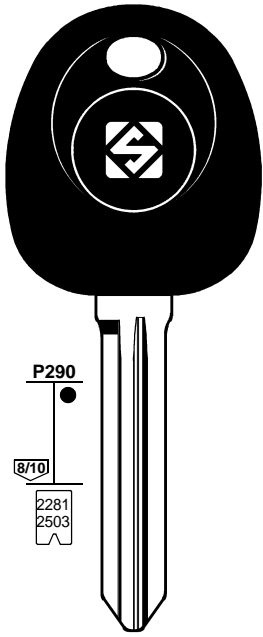
For more info on the uses of car keys, refer to the Silca Electronic Keys Catalogue:

KIA

CARENS	2006		HYN14T14					PH / CR2	46			
CARENS	2006		HYN14MH	HYN14TE	HYN14FH	Y	Y	PH / CR2	46	Y	P-BOX	
CARNIVAL	1999	2000	KIA3R									
CARNIVAL	1999	2000	KIA3RAP									
CARNIVAL	1999	2000						MEG / CR	48-K	Y	Y	
CARNIVAL	2000	2002	KIA3RT16					TEX / CR	60			
CARNIVAL	2002	2005	KIA3RT14					PH / CR2	46			
CARNIVAL	2002	2005	KIA3RMH	KIA3RTE	KIA3RFH	Y	Y	PH / CR2	46	Y	P-BOX	
CARNIVAL	2006		HYN14T14					PH / CR2	46			
CARNIVAL	2006		HYN14MH	HYN14TE	HYN14FH	Y	Y	PH / CR2	46	Y	P-BOX	

FOR:
PER:

KIA

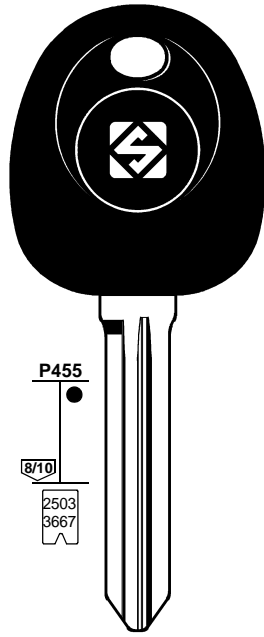


P290
8/10
2281
2503



HYN14RT14

M 1-2500
T 1-2500
WC 1001-3500

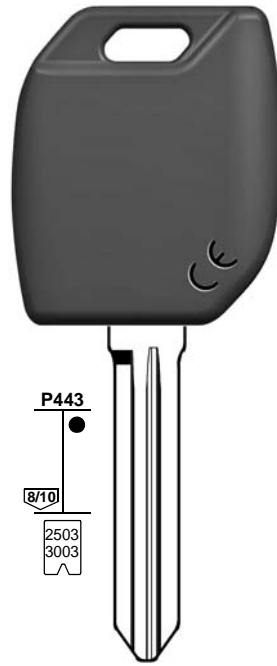


P455
8/10
2503
3667



HYN14RTE

M 1-2500
T 1-2500
WC 1001-3500

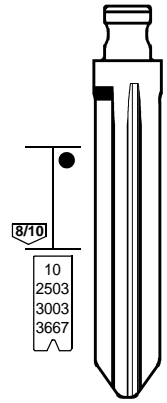


P443
8/10
2503
3003



HYN14RMH

M 1-2500
T 1-2500
WC 1001-3500



8/10
10
2503
3003
3667

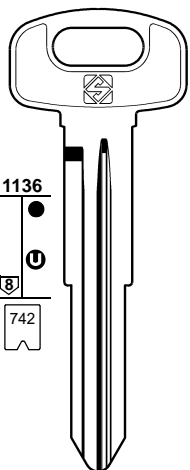


HYN14RFH

M 1-2500
T 1-2500
WC 1001-3500

FOR:
PER:

KIA

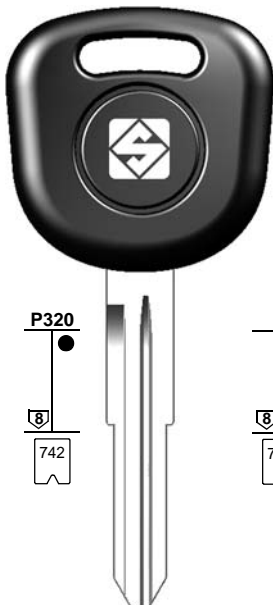


1136
8
742



KIA3R

Y 2001-3000

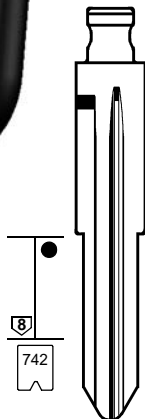


P320
8
742



KIA3RT5

Y 2001-3000

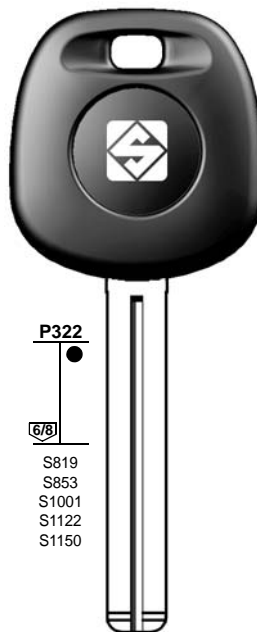


8
742



KIA3RFH

Y 2001-3000



P322
6/8
S819
S853
S1001
S1122
S1150



KIA7T14

G 0001-2500
J 0001-2500
K 0001-2500
L 0001-1000
P 0001-2500

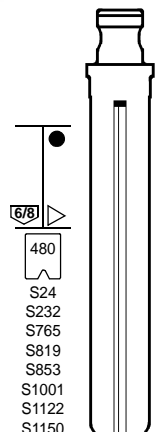


P443
6/8
480
S24
S232
S765
S819
S853
S1001
S1122
S1150
S1356



TOY40MH

. . . . 1-5000
L 0001-1000
G 0001-2500
J 0001-2500
K 0001-2500
P 0001-2500
. . . . 30001-31200



6/8
480
S24
S232
S765
S819
S853
S1001
S1122
S1150
S1356



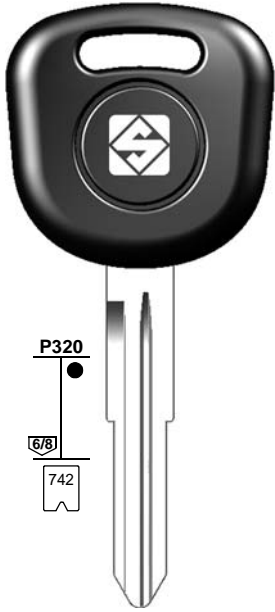
TOY40FH

. . . . 1-5000
L 0001-1000
J 0001-2500

1	2	2a	3	3a	3b	e1+e2		6	42+71	72	43+44a	12	15
						GTI COMPATIBLE		IGNITION 					
CAR MAKE MODEL	FROM	TO	SILCA REF.	SILCA REF.	SILCA REF.	COPY	GEN.	TRANSP. TYPE	FAST COPY PLUS RW4 PLUS FAST COPY/RW4	FAST COPY PLUS RW4 PLUS	FAST COPY RW4	STP	
For more info on the uses of car keys, refer to the Silca Electronic Keys Catalogue:													
KIA													
CEE'D	2007	2011	KIA7T14					PH / CR2	46				
CEE'D	2007	2011	TOY40MH		TOY40FH	Y	Y	PH / CR2	46	Y	P-BOX		
CEE'D	2012		SMARTKEY					PH / CR2	46				
CEE'D	2012							TEX / MA	6E				
CEE'D SW	2007	2011	KIA7T14					PH / CR2	46				
CEE'D SW	2007	2011	TOY40MH		TOY40FH	Y	Y	PH / CR2	46	Y	P-BOX		
CERATO	2004							PH / CR2	46				
CLARUS	1998	2001	KIA3R										
CLARUS	1998	2001	KIA3RT5		KIA3RFH			MEG	13	Y	Y		
CLARUS	1998	2001	KIA3T5					MEG	13	Y	Y		
CLARUS	1998	2001						MEG / CR	48-K	Y	Y		
FORTE (CDN)	2008	2011	HYN14RT14					PH / CR2	46				
FORTE (CDN)	2008	2011	HYN14RMH	HYN14RTE	HYN14RFH	Y	Y	PH / CR2	46	Y	P-BOX		
FORTE (USA)	2008												

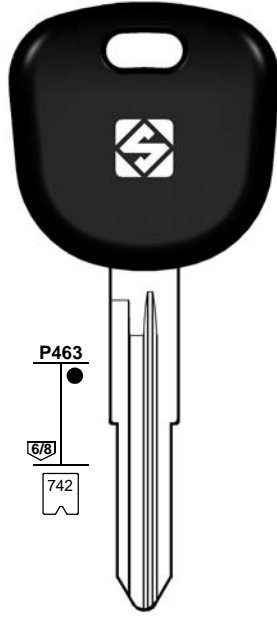
FOR:
PER:

KIA



 
KIA3RT14
Y 2001-3000

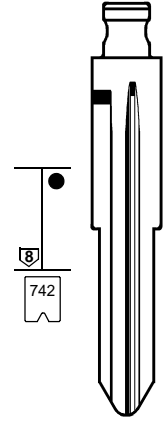
 
KIA3RT16
Y 2001-3000



 
KIA3RTE
Y 2001-3000



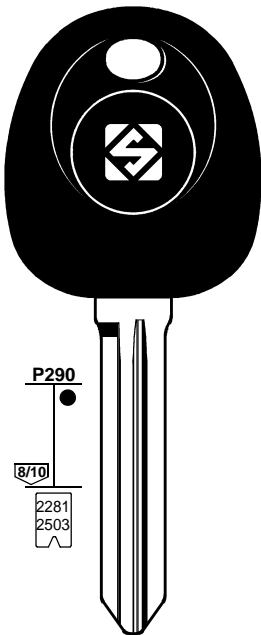
 
KIA3RMH
Y 2001-3000





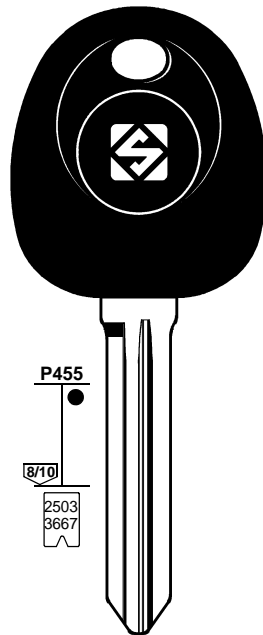
 
KIA3RFH
Y 2001-3000

FOR:
PER:

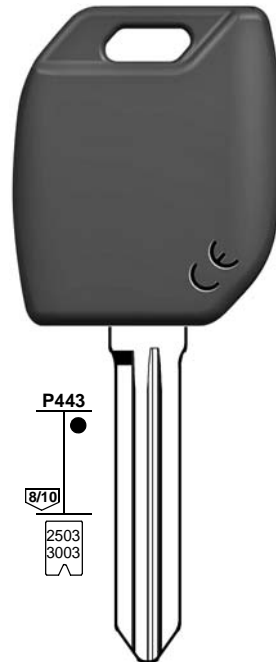
KIA





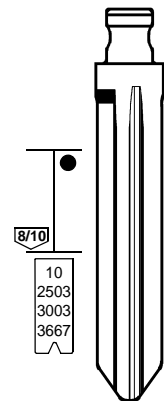
 
HYN14RT14
M 1-2500
T 1-2500
WC 1001-3500





 
HYN14RTE
M 1-2500
T 1-2500
WC 1001-3500



 
HYN14RMH
M 1-2500
T 1-2500
WC 1001-3500



 
HYN14RFH
M 1-2500
T 1-2500
WC 1001-3500

1	2	2a	3	3a	3b	e1+e2	6	42+71	72	43+44a	12	15	
						GTI COMPATIBLE		IGNITION					
CAR MAKE MODEL	FROM	TO	SILCA REF.	SILCA REF.	SILCA REF.	COPY	GEN.	TRANSP. TYPE	FAST COPY PLUS RW4 PLUS FAST COPY/RW4	FAST COPY PLUS RW4 PLUS	FAST COPY RW4	STP	
			SILCA REF.	SILCA TE	SILCA FLIP								

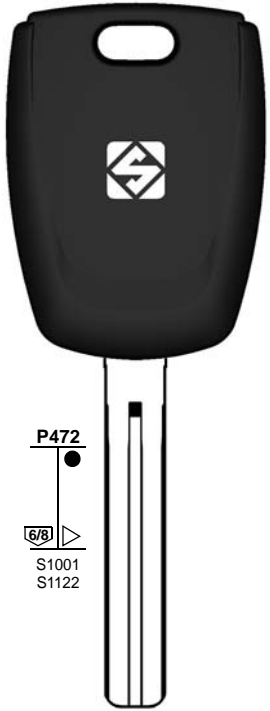
For more info on the uses of car keys, refer to the Silca Electronic Keys Catalogue:

KIA

JOICE	2000	2003	KIA3RT16					TEX / CR	60				
JOICE	2000	2003	KIA3RMH	KIA3RTE	KIA3RFH	Y	Y	TEX / CR	60	Y	P-BOX		
MAGENTIS	2001	2006	KIA3RT14					PH / CR2	46				
MAGENTIS	2001	2006	KIA3RMH	KIA3RTE	KIA3RFH	Y	Y	PH / CR2	46	Y	P-BOX		
MAGENTIS	2006	2008	HYN14RT14					PH / CR2	46				
MAGENTIS	2006	2008	HYN14RMH	HYN14RTE	HYN14RFH	Y	Y	PH / CR2	46	Y	P-BOX		
MAGENTIS	2009	2011						PH / CR2	46				

FOR:
PER:

KIA

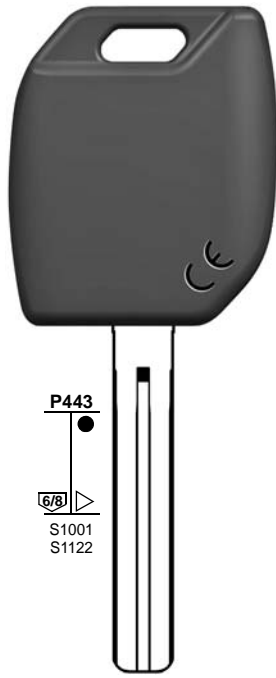


P472
6/8
S1001
S1122



TOY49TE

K 0001-2500
P 0001-2500

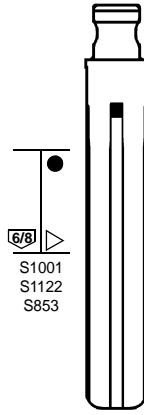


P443
6/8
S1001
S1122



TOY49MH

K 0001-2500
P 0001-2500

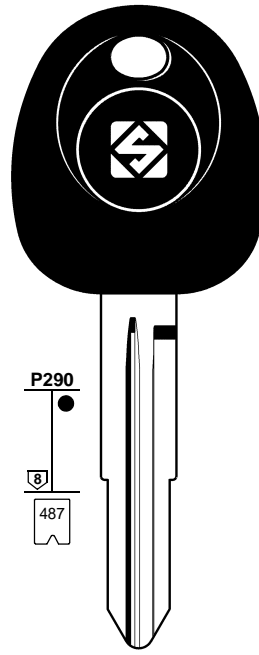


6/8
S1001
S1122
S853



TOY49FH

K 0001-2500
P 0001-2500
L 0001-1000

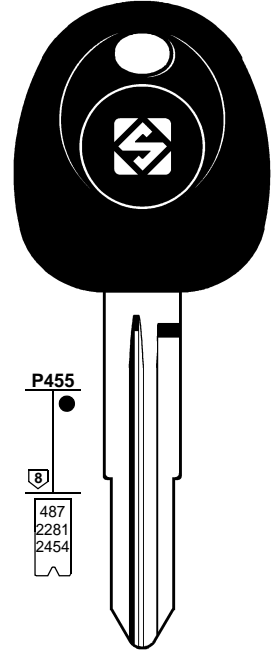


P290
8
487



HYN6T14

T 1-1000



P455
8
487
2281
2454

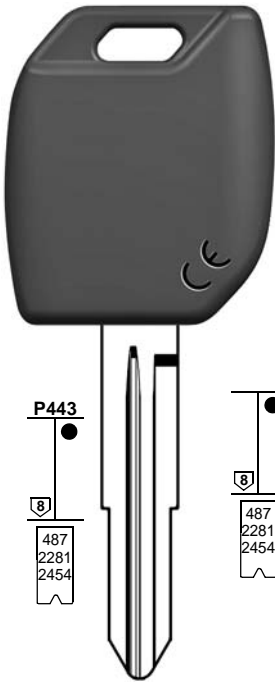


HYN6TE

A 1-1000
R 1-1000
T 1-1000
V 1-1200

FOR:
PER:

KIA

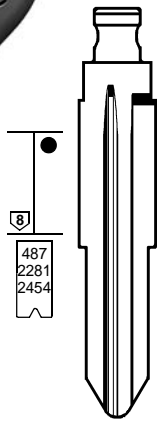


P443
8
487
2281
2454



HYN6MH

A 1-1000
R 1-1000
T 1-1000
V 1-1200

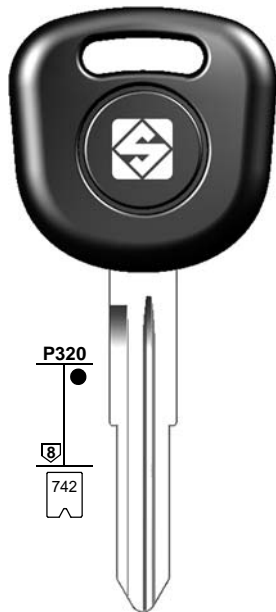


8
487
2281
2454



HYN6FH

A 1-1000
R 1-1000
T 1-1000
V 1-1200

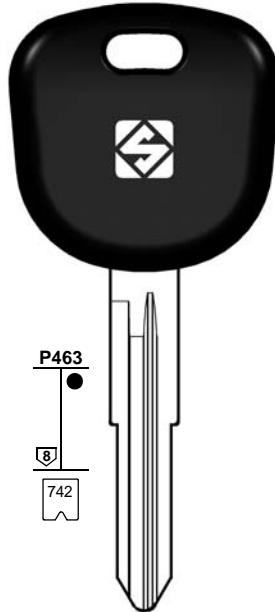


P320
8
742



KIA3RT14

Y 2001-3000

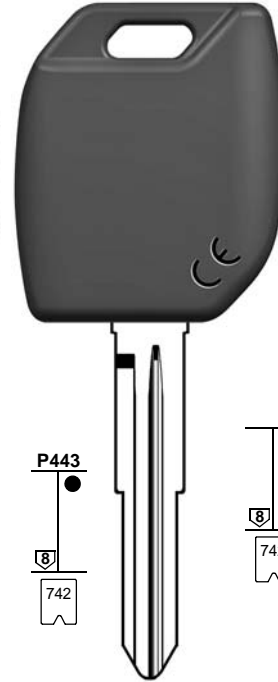


P463
8
742



KIA3RTE

Y 2001-3000

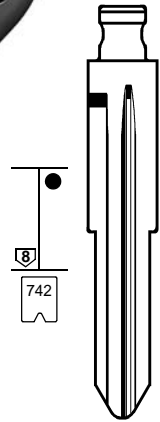


P443
8
742



KIA3RMH

Y 2001-3000




















8
742



KIA3RFH

Y 2001-3000

1	2	2a	3	3a	3b	e1+e2	6	42+71	72	43+44a	12	15	
						GTI COMPATIBLE		IGNITION   					
CAR MAKE MODEL	FROM	TO	SILCA REF.	SILCA REF.	SILCA REF.	COPY	GEN.	TRANSP. TYPE	FAST COPY PLUS RW4 PLUS FAST COPY/RW4	FAST COPY PLUS RW4 PLUS	FAST COPY RW4	STP	
													

For more info on the uses of car keys, refer to the Silca Electronic Keys Catalogue: 

KIA

MAGENTIS	2009	2011	TOY49MH	TOY49TE	TOY49FH	Y	Y	PH / CR2	46	Y	P-BOX		
MENTOR	2002	2004	KIA3RT14					PH / CR2	46				
MENTOR	2002	2004	KIA3RMH	KIA3RTE	KIA3RFH	Y	Y	PH / CR2	46	Y	P-BOX		
MORNING	2006		HYN6T14					PH / CR2	46				
MORNING	2006		HYN6MH	HYN6TE	HYN6FH	Y	Y	PH / CR2	46	Y	P-BOX		
OPIRUS	2003	2006						TEX / CR	60				

FOR:
PER:

KIA



P443

6/8

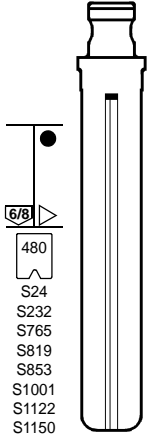
480

S24
S232
S765
S819
S853
S1001
S1122
S1150
S1356



TOY40MH

... 1-5000
L ... 0001-1000
G ... 0001-2500
J ... 0001-2500
K ... 0001-2500
P ... 0001-2500
... 30001-31200



6/8

480

S24
S232
S765
S819
S853
S1001
S1122
S1150
S1356



TOY40FH

... 1-5000
L ... 0001-1000
J ... 0001-2500



P472

6/8

S1001
S1122



TOY49TE

K ... 0001-2500
P ... 0001-2500



P443

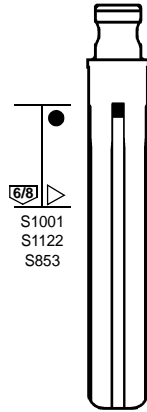
6/8

S1001
S1122



TOY49MH

K ... 0001-2500
P ... 0001-2500



6/8

S1001
S1122
S853



TOY49FH

FOR:
PER:

KIA



P320

8

742



KIA3RT14

Y ... 2001-3000



P463

8

742



KIA3RTE

Y ... 2001-3000



P443

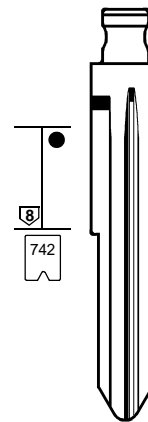
8

742



KIA3RMH

Y ... 2001-3000



8

742

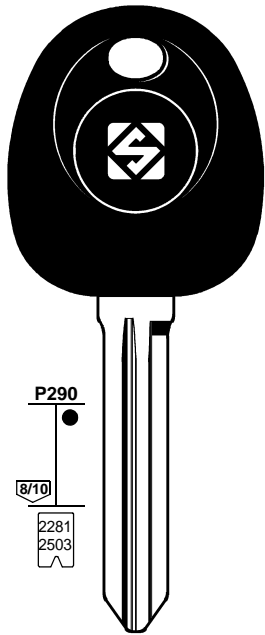


KIA3RFH

Y ... 2001-3000

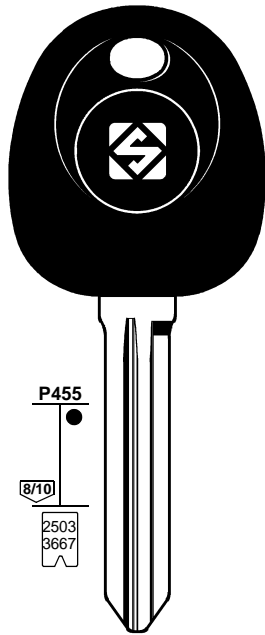
FOR:
PER:

KIA



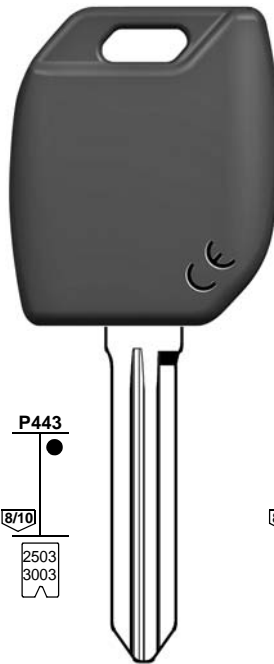
HYN14T14

H 0001-2500
 M 0001-2500
 P 0001-2500
 T 0001-2500
 V 1-2500



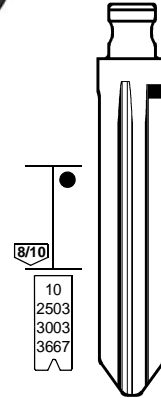
HYN14TE

H 0001-2500
 M 0001-2500
 P 0001-2500
 T 0001-2500
 V 1-2500



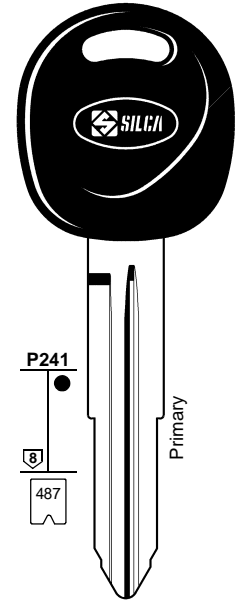
HYN14MH

H 0001-2500
 M 0001-2500
 P 0001-2500
 T 0001-2500
 V 0001-2500



HYN14FH

H 0001-2500
 M 0001-2500
 P 0001-2500
 T 0001-2500
 V 0001-2500

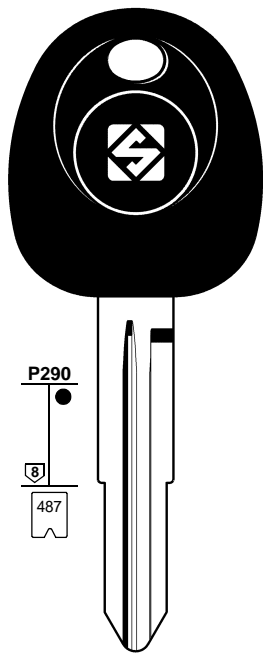


HYN7RAP

S 1-1000

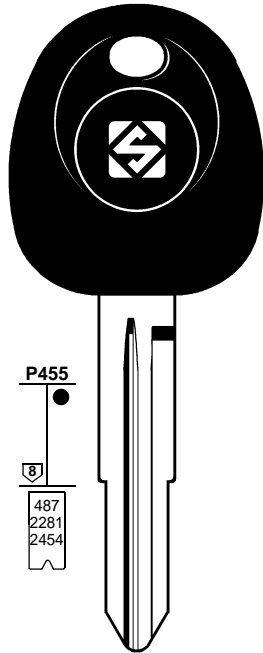
FOR:
PER:

KIA



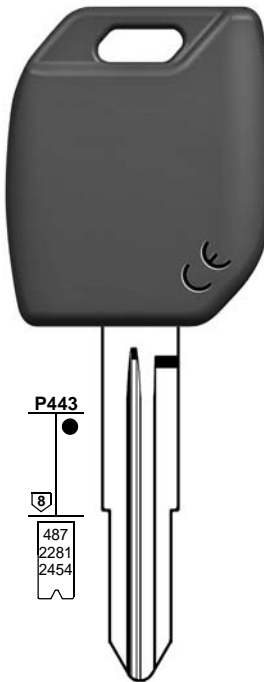
HYN6T14

T 1-1000



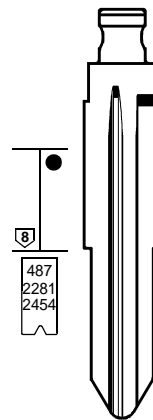
HYN6TE

A 1-1000
 R 1-1000
 T 1-1000
 V 1-1200



HYN6MH

A 1-1000
 R 1-1000
 T 1-1000
 V 1-1200



HYN6FH

A 1-1000
 R 1-1000
 T 1-1000
 V 1-1200

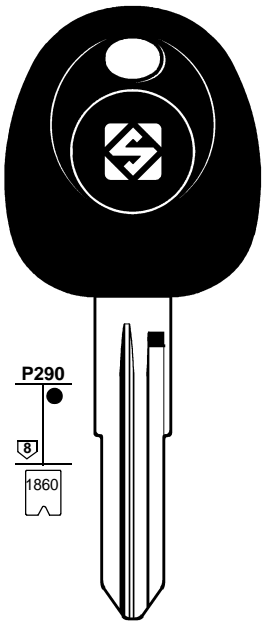


KIA7T14

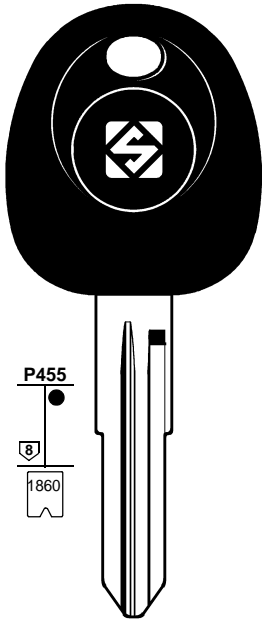
G 0001-2500
 J 0001-2500
 K 0001-2500
 L 0001-1000
 P 0001-2500

FOR:
PER:

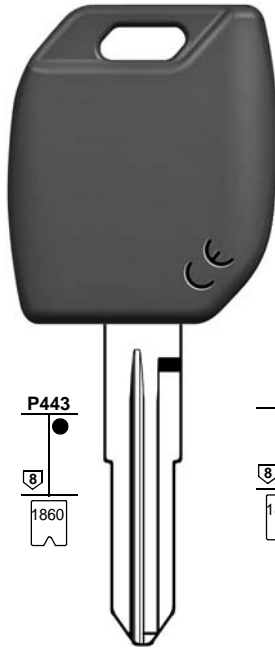
KIA



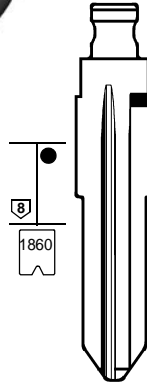
HYN15T14
WA 1001-3040



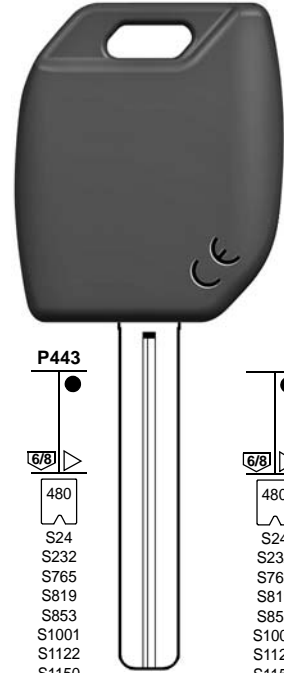
HYN15TE
WA 1001-3040



HYN15MH
WA 1001-3040

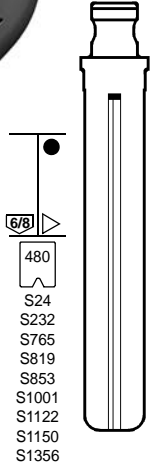


HYN15FH
WA 1001-3040



P443
480
S24
S232
S765
S819
S853
S1001
S1122
S1150
S1356

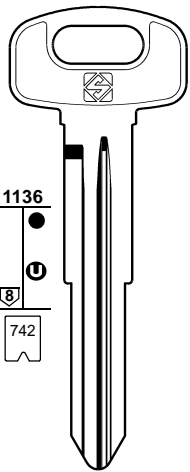
TOY40MH
..... 1-5000
L 0001-1000
G 0001-2500
J 0001-2500
K 0001-2500
P 0001-2500
..... 30001-31200



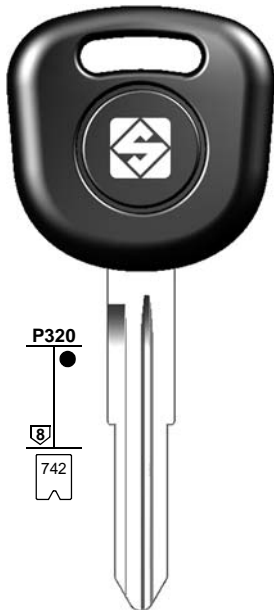
TOY40FH
..... 1-5000
L 0001-1000
J 0001-2500

FOR:
PER:

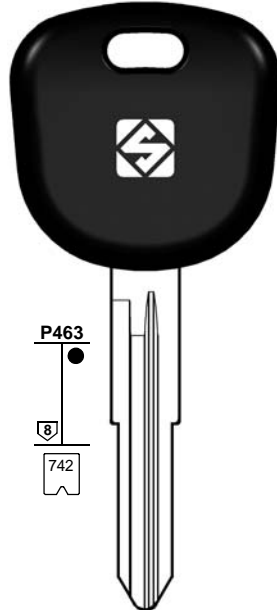
KIA



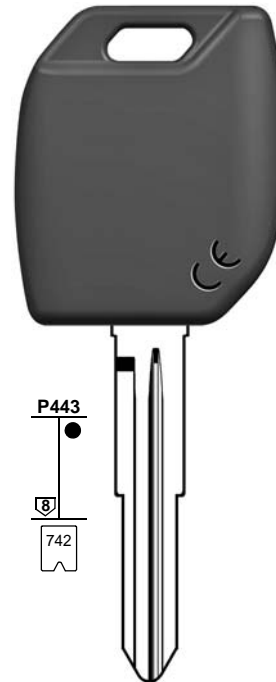
KIA3R
Y 2001-3000



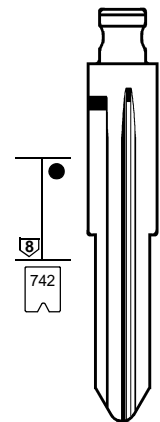
KIA3RT16
Y 2001-3000





















KIA3RTE
Y 2001-3000



KIA3RMH
Y 2001-3000



KIA3RFH
Y 2001-3000

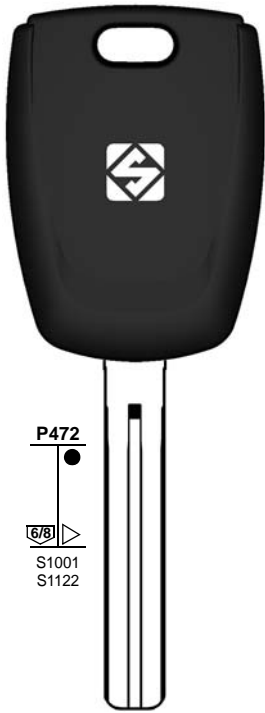
1		2	2a	3		3a	3b		e1+e2		6	42+71	72	43+44a		12	15	
									GTI COMPATIBLE		IGNITION							
																		
CAR MAKE MODEL			FROM	TO	SILCA REF.	SILCA REF.	SILCA REF.		COPY	GEN.	TRANSP. TYPE	FAST COPY PLUS RW4 PLUS FAST COPY/RW4	FAST COPY PLUS RW4 PLUS	FAST COPY RW4	STP			
																		

For more info on the uses of car keys, refer to the Silca Electronic Keys Catalogue: 

KIA																
PICANTO	2008	2011	TOY40MH		TOY40FH	Y	Y	PH / CR2	46	Y	P-BOX					
PICANTO	2011							TEX / MA	6E							
PRIDE	1999	2001						MEG / CR	48-K	Y	Y					
PRIDE	1999	2001	KIA3R													
RIO	2001	2005	KIA3RT16					TEX / CR	60					60		
RIO	2001	2005	KIA3RMH	KIA3RTE	KIA3RFH	Y	Y	TEX / CR	60	Y	P-BOX		60			
RIO	2006	2009	HYN15T14					PH / CR2	46							
RIO	2006	2009	HYN15MH	HYN15TE	HYN15FH	Y	Y	PH / CR2	46	Y	P-BOX					

FOR:
PER:

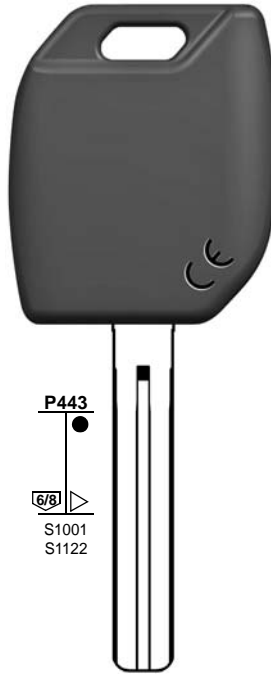
KIA



P472
●
6/8
S1001
S1122



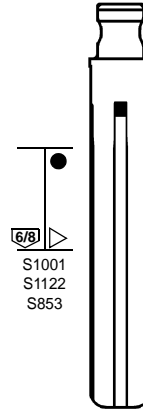
TOY49TE
K 0001-2500
P 0001-2500



P443
●
6/8
S1001
S1122



TOY49MH
K 0001-2500
P 0001-2500



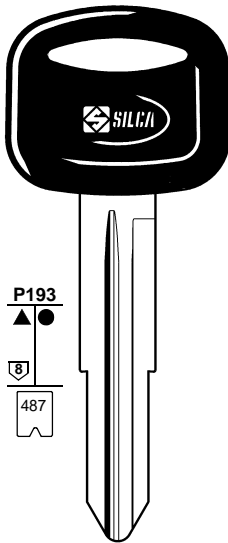
6/8
S1001
S1122
S853



TOY49FH
K 0001-2500
P 0001-2500
L 0001-1000

FOR:
PER:

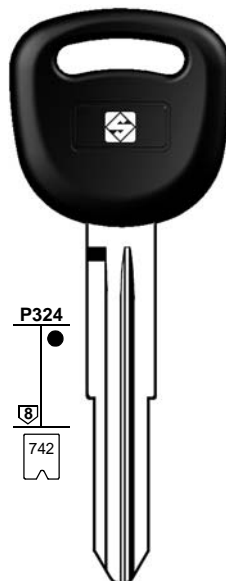
KIA



P193
▲ ●
8
487



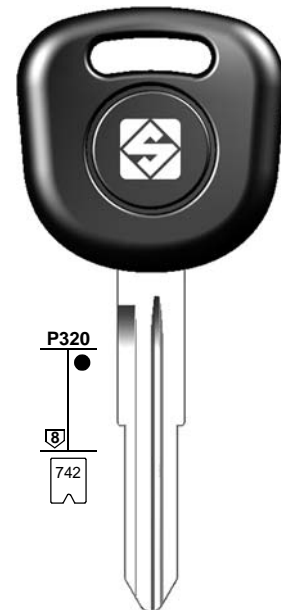
HYN6P
T 1-1000



P324
●
8
742



KIA3RAP
Y 2001-3000



P320
●
8
742



KIA3RT16
Y 2001-3000

1	2	2a	3	3a	3b	e1+e2	6	42+71	72	43+44a	12	15
---	---	----	---	----	----	-------	---	-------	----	--------	----	----

GTI
COMPATIBLE

IGNITION



CAR MAKE MODEL	FROM	TO	SILCA REF.	SILCA REF.	SILCA REF.	COPY	GEN.	TRANSP. TYPE	FAST COPY PLUS RW4 PLUS FAST COPY/RW4	FAST COPY PLUS RW4 PLUS	FAST COPY RW4	STP	

For more info on the uses of car keys, refer to the Silca Electronic Keys Catalogue:

KIA

RIO	2010	2011	TOY49MH	TOY49TE	TOY49FH	Y	Y	PH / CR2	46	Y	P-BOX		
RIO	2012							TEX / MA	6E				
RIO (USA)	2001	2005	KIA3RAP										
RIO (USA)	2006	2009	HYN6P										
RIO (USA)	2010	2011											
RONDO	2001	2006	KIA3RT16					TEX / CR	60				

FOR:
PER:

KIA

P443
6/8
480
S24
S232
S765
S819
S853
S1001
S1122
S1150
S1356

P320
8
742

P463
8
742

P443
8
742

TOY40MH
MH KEY
..... 1-5000
L 0001-1000
G 0001-2500
J 0001-2500
K 0001-2500
P 0001-2500
..... 30001-31200

TOY40FH
FH FLIP
..... 1-5000
L 0001-1000
J 0001-2500

KIA3RT14
TE KEY
Y 2001-3000

KIA3RTE
TE KEY
Y 2001-3000

KIA3RMH
MH KEY
Y 2001-3000

KIA3RFH
FH FLIP
Y 2001-3000

FOR:
PER:

KIA

P290
8/10
2281
2503

P455
8/10
2503
3667

P443
8/10
2503
3003

P322
6/8
S819
S853
S1001
S1122
S1150

HYN14RT14
TE KEY
M 1-2500
T 1-2500
WC 1001-3500

HYN14RTE
TE KEY
M 1-2500
T 1-2500
WC 1001-3500

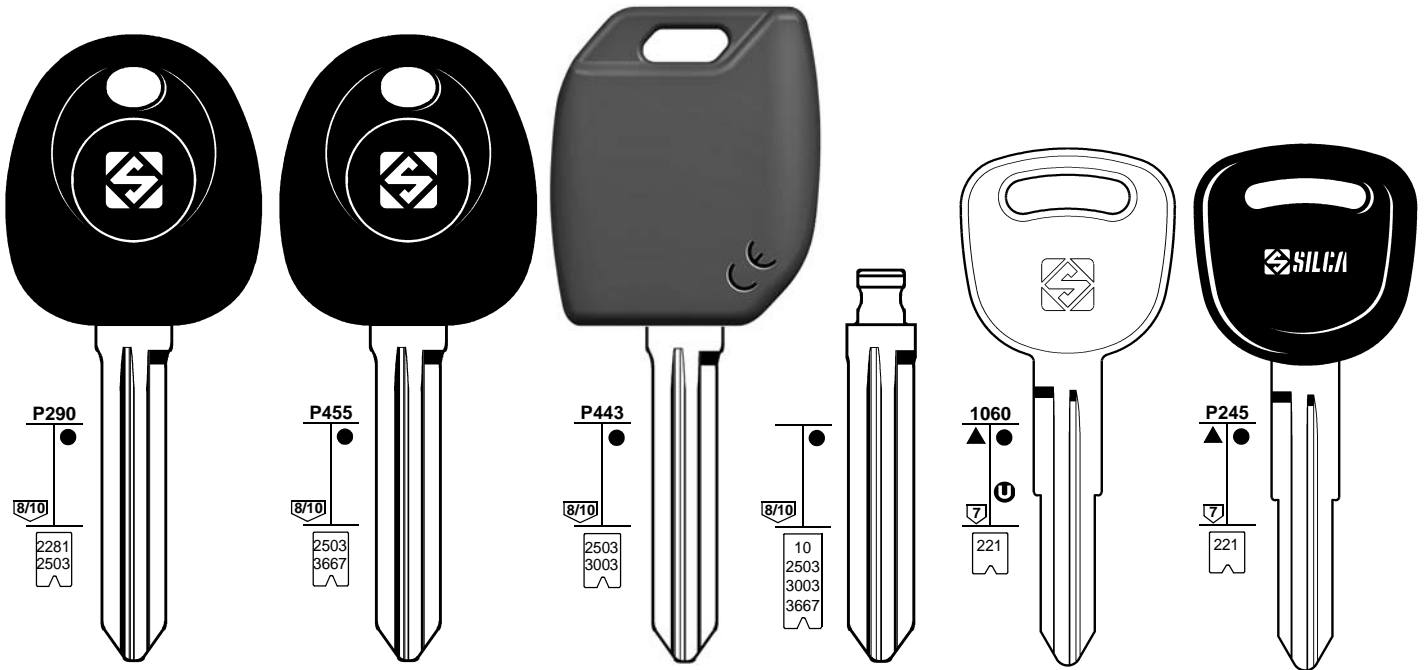
HYN14RMH
MH KEY
M 1-2500
T 1-2500
WC 1001-3500

HYN14RFH
FH FLIP
M 1-2500
T 1-2500
WC 1001-3500

KIA7T14
MH KEY
G 0001-2500
J 0001-2500
K 0001-2500
L 0001-1000
P 0001-2500

FOR:
PER:

KIA



HYN14T14

H..... 0001-2500
 M..... 0001-2500
 P..... 0001-2500
 T..... 0001-2500
 V..... 1-2500



HYN14TE

H..... 0001-2500
 M..... 0001-2500
 P..... 0001-2500
 T..... 0001-2500
 V..... 1-2500



HYN14MH

H..... 0001-2500
 M..... 0001-2500
 P..... 0001-2500
 T..... 0001-2500
 V..... 0001-2500



HYN14FH

H..... 0001-2500
 M..... 0001-2500
 P..... 0001-2500
 T..... 0001-2500
 V..... 0001-2500



KIA1R

Y.....
 7001-8200



KIA1RAP

Y.....
 7001-8200

FOR:
PER:

KIA



KIA3R

Y..... 2001-3000



KIA3RAP

Y..... 2001-3000



KIA3RT5

Y..... 2001-3000



KIA3RT16

Y..... 2001-3000



KIA3RTE

Y..... 2001-3000



KIA3RMH

Y..... 2001-3000



KIA3RFH

Y..... 2001-3000

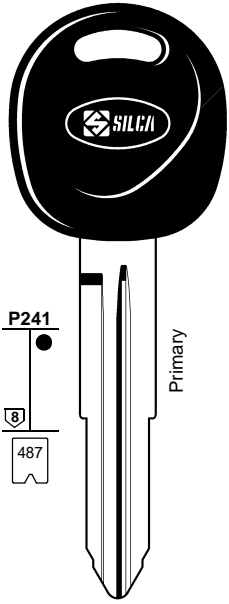


KIA3RT14

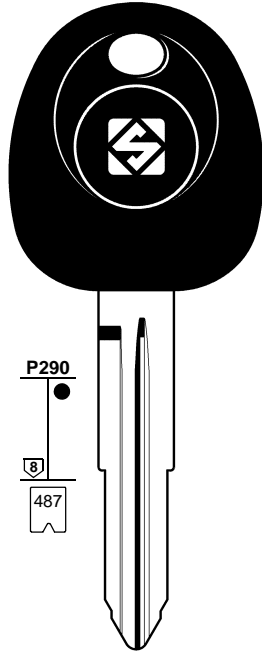
Y..... 2001-3000

FOR:
PER:

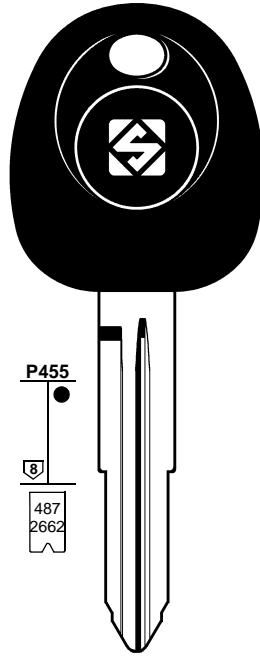
KIA



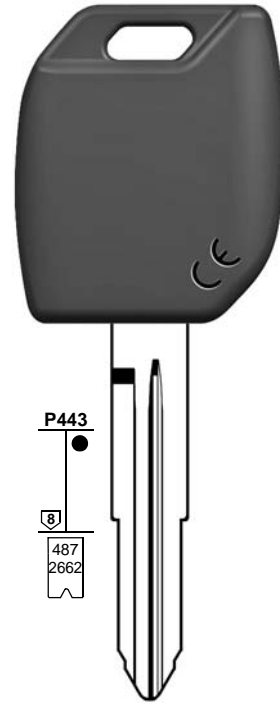
HYN7RAP
S 1-1000



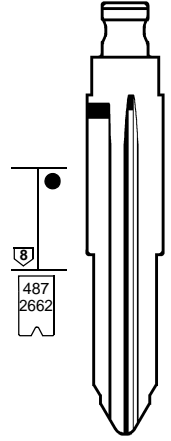
HYN7RT14
S 1-1000



HYN7RTE
S 1-1000



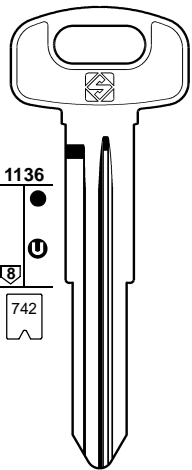
HYN7RMH
S 1-1000



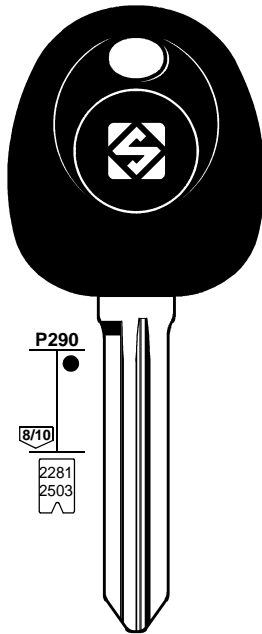
HYN7RFH
S 1-1000

FOR:
PER:

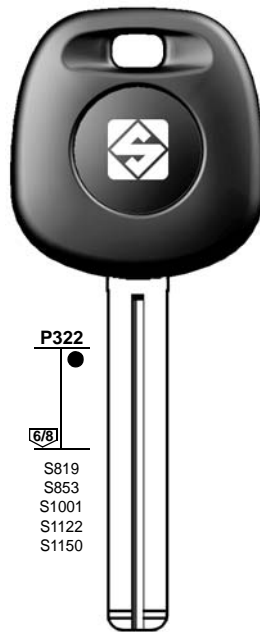
KIA



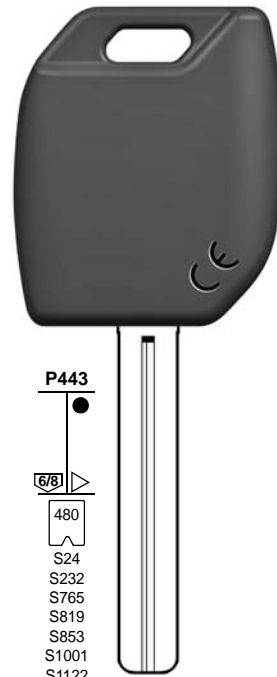
KIA3R
Y 2001-3000



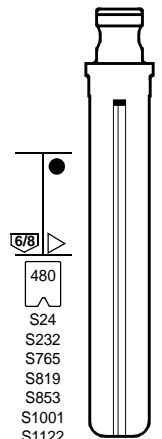
HYN14RT14
M 1-2500
T 1-2500
WC 1001-3500



KIA7T14
G 0001-2500
J 0001-2500
K 0001-2500
L 0001-1000
P 0001-2500



TOY40MH
. . . . 1-5000
L 0001-1000
G 0001-2500
J 0001-2500
K 0001-2500
P 0001-2500
. . . . 30001-31200



TOY40FH
. . . . 1-5000
L 0001-1000
J 0001-2500

1	2	2a	3	3a	3b	e1+e2	6	42+71	72	43+44a	12	15	
						GTI COMPATIBLE		IGNITION 					
CAR MAKE MODEL	FROM	TO	SILCA REF.	SILCA REF.	SILCA REF.	COPY	GEN.	TRANSP. TYPE	FAST COPY PLUS RW4 PLUS FAST COPY/RW4	FAST COPY PLUS RW4 PLUS	FAST COPY RW4	STP	

For more info on the uses of car keys, refer to the Silca Electronic Keys Catalogue:

KIA

SORENTO	1998	2002	KIA3R										
SORENTO	2002	2009	HYN7RT14					PH / CR2	46				
SORENTO	2002	2009	HYN7RMH	HYN7RTE	HYN7RFH	Y	Y	PH / CR2	46	Y	P-BOX		
SORENTO	2010		KIA7T14					PH / CR2	46				
SORENTO	2010		TOY40MH		TOY40FH	Y	Y	PH / CR2	46	Y	P-BOX		
SORENTO (USA)	2003	2008	HYN7RAP										
SORENTO (USA)	2010												
SOUL	2009		HYN14RT14					PH / CR2	46				

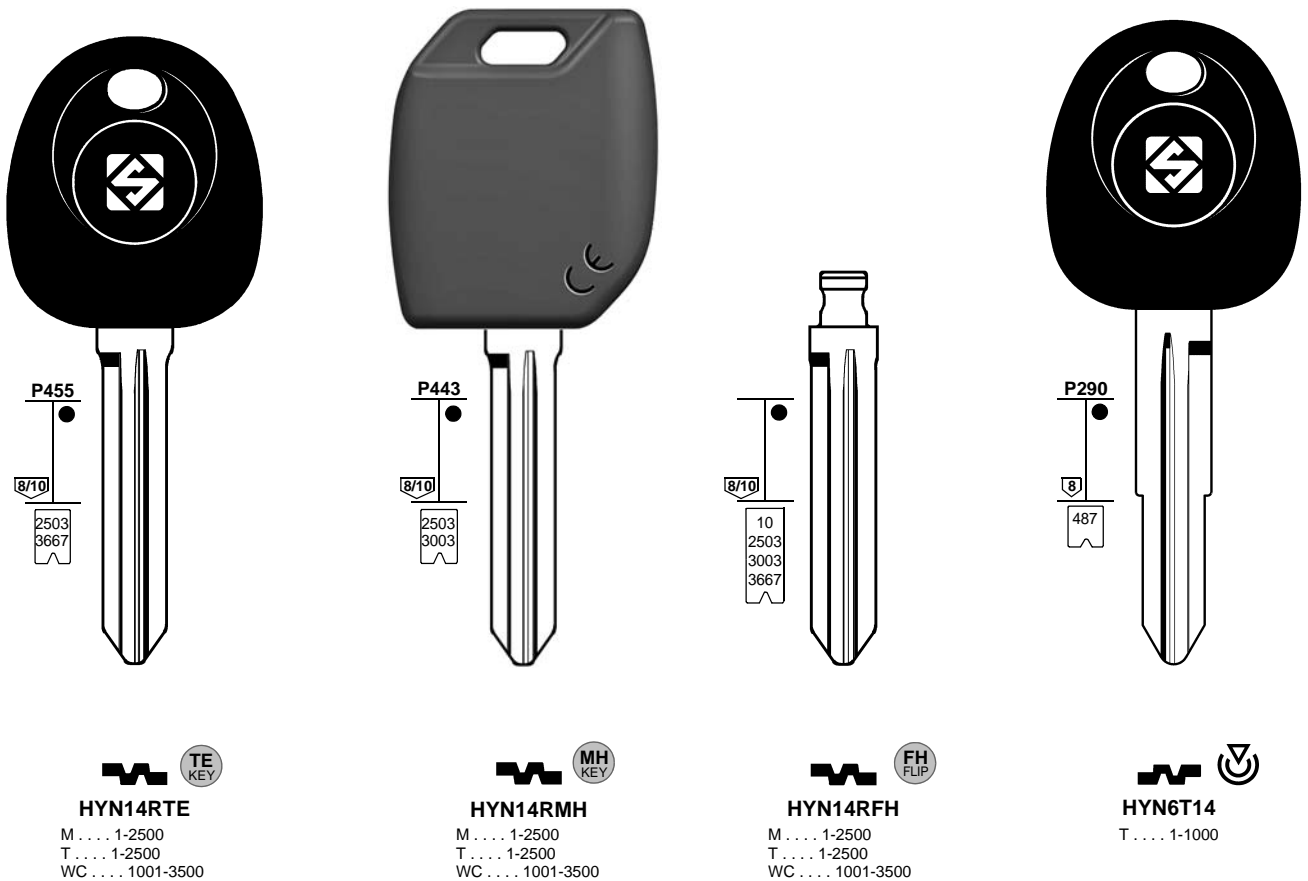
FOR:
PER:

KIA



FOR:
PER:

KIA



FOR:
PER:

KIA

Key Type	Profile Code	Dimensions	Material	Application Codes
HYN6TE	P455	487, 2281, 2454	TE KEY	A..... 1-1000 R..... 1-1000 T..... 1-1000 V..... 1-1200
HYN6MH	P443	487, 2281, 2454	MH KEY	A..... 1-1000 R..... 1-1000 T..... 1-1000 V..... 1-1200
HYN6FH	P443	487, 2281, 2454	FH FLIP	A..... 1-1000 R..... 1-1000 T..... 1-1000 V..... 1-1200
KIA2R	1136	221		Y..... 7001-8200
KIA5	1060	1860		WA..... 1001-3040
HUI34MH	P443	S1214	MH KEY 00001-02300
HUI34FH	P443	S1214	FH FLIP 00001-02300

FOR:
PER:

KIA

KUBOTA

LADA

LANCIA

Key Type	Profile Code	Dimensions	Material	Application Codes
HUI34TE	P472	S1214	TE KEY 00001-02300
KUB1R	1623	3271	 1234
NE20NP	1499	23, 26	 A/Z A/Z..... A/Z..... A/Z 1-2-3-5-7 A/Z 0-4-6-8-9
LD6RP	P112	203		LU..... 1-1280
GT18RT5	P259	258		W..... 0001-9640

FOR:
PER:

LANCIA



P259

S155
S521

P259

S155
S521

P259

258

P454

S620
S767
S1117

P386

S620
S767
S1117

P443

S620
S1117



SIP16T2

.....
(LA.....)
1-17735



SIP16FH

..... 1-17735
LA..... 1-17735



GT18RT5

W.....
0001-9640



HU83TE

..... 1-2000



HU83T14

..... 1-2000



HU83MH

..... 1-2000

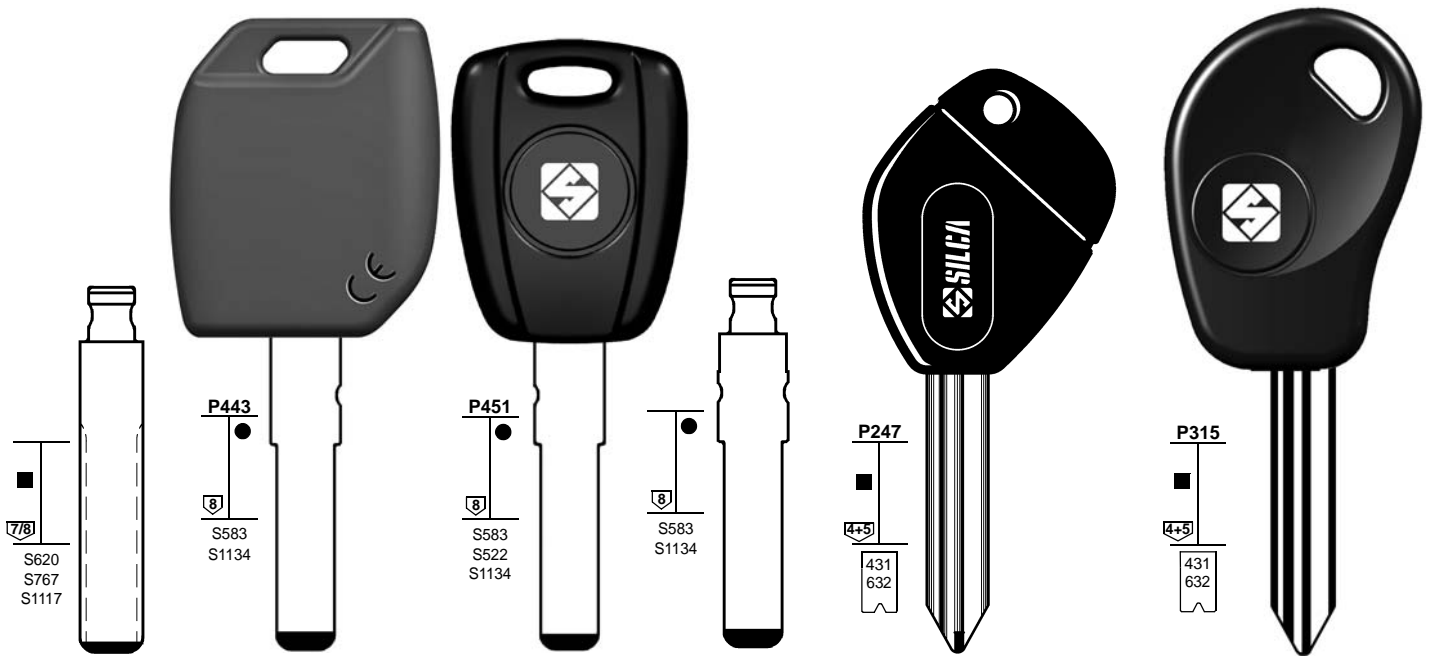
GIOBERT - TRW SIPEA

VALEO

VALEO

FOR:
PER:

LANCIA



S620
S767
S1117

P443

S583
S1134

P451

S583
S522
S1134

P451

S583
S1134

P247

431
632

P315

431
632



HU83FH

..... 1-2000



SIP22MH

DE..... 1-11210



SIP22TE

DE..... 1-11210



SIP22FH

DE..... 1-11210



SX9CP

.....
0111111-62888
..... H
0111111-62888

63/99..... 1-2-4-6-8
63/99..... H 1-2-4-6-8



SX9T5

.....
0111111-62888
..... H
0111111-62888

63/99..... 1-2-4-6-8
63/99..... H 1-2-4-6-8

VALEO

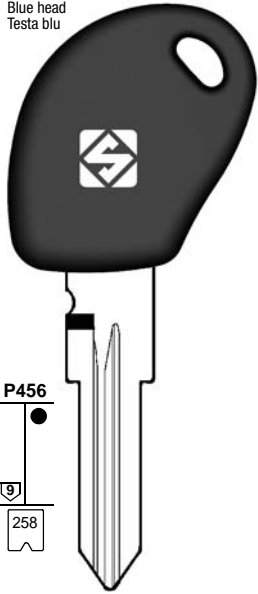
GIOBERT - TRW SIPEA

GIOBERT - TRW SIPEA

FOR:
PER:

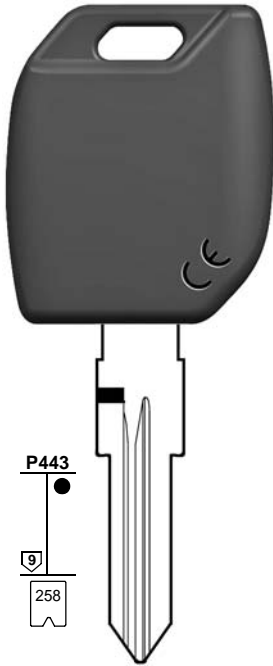
LANCIA

Blue head
Testa blu



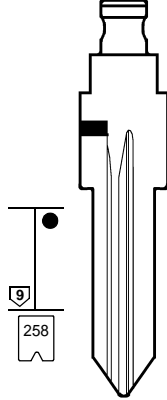
P456
258

GT15RBTE
W
0001-9640



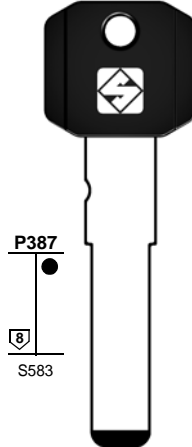
P443
258

GT15RMH
W
0001-9640



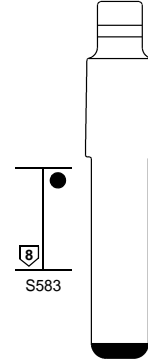
258

GT15RFH
W
0001-9640



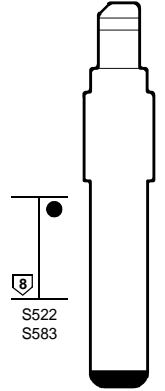
P387
S583

SIP22KP
DE
1-11210



S583

SIP18T
DE
1-11210



S522
S583

SIP29T
DE
1-11210

GIOBERT - TRW SIPEA

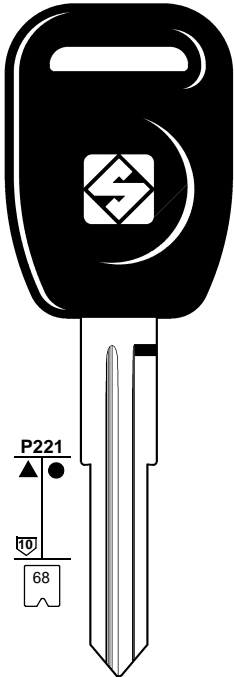
GIOBERT - TRW SIPEA

GIOBERT - TRW SIPEA

GIOBERT - TRW SIPEA

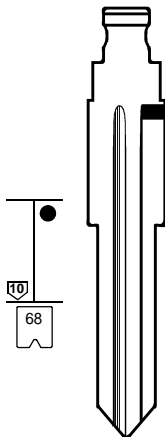
FOR:
PER:

LAND ROVER



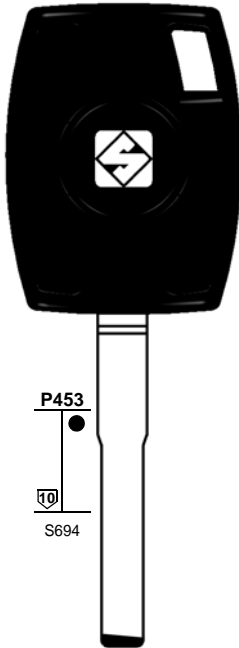
P221
68

NE75EP
L 8001-10000



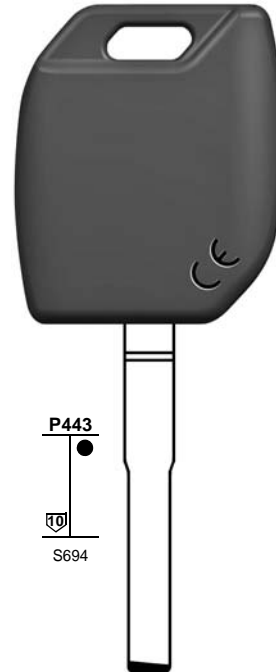
68

NE75FH
L 8001-10000



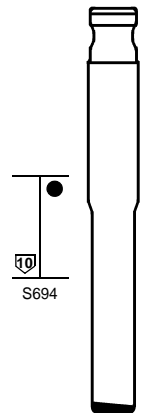
P453
S694

HU101TE
. . . . 1-4000



P443
S694

HU101MH
. . . . 1-4000



S694

HU101FH
. . . . 1-4000

NEIMAN

1	2	2a	3	3a	3b	e1+e2	6	42+71	72	43+44a	12	15
---	---	----	---	----	----	-------	---	-------	----	--------	----	----

**GTI
COMPATIBLE**

IGNITION



CAR MAKE MODEL	FROM	TO	SILCA REF.	SILCA REF.	SILCA REF.	COPY	GEN.	TRANSP. TYPE	FAST COPY PLUS RW4 PLUS FAST COPY/RW4	FAST COPY PLUS RW4 PLUS	FAST COPY RW4	STP
												

For more info on the uses of car keys, refer to the Silca Electronic Keys Catalogue:



LANCIA

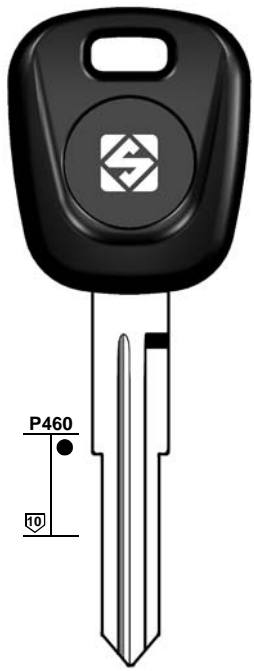
SOME MODELS	1995	2000	GT15RMH	GT15RBTE	GT15RFH
SOME MODELS	1995	2000	SIP22KP		
SOME MODELS	2000		SIP18T		
SOME MODELS	2005		SIP29T		

LAND ROVER

DEFENDER	1995	2003	NE75EP	NE75FH						
DISCOVERY	1995	2004	NE75EP	NE75FH						
DISCOVERY 3	2006	2009				PH / CR2	46			
DISCOVERY 3	2006	2009	HU101MH	HU101TE	HU101FH	Y	PH / CR2	46	Y	P-BOX
FREELANDER	1998	2003								
FREELANDER	2003	2006					PH / CR2	46		

FOR:
PER:

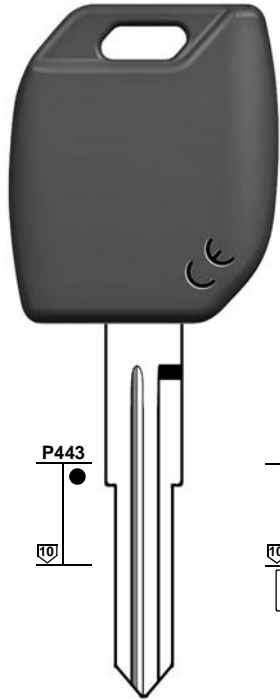
LAND ROVER



P460
10

NE75TE
TE KEY

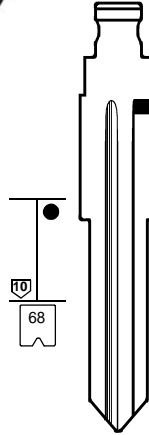
NEIMAN



P443
10

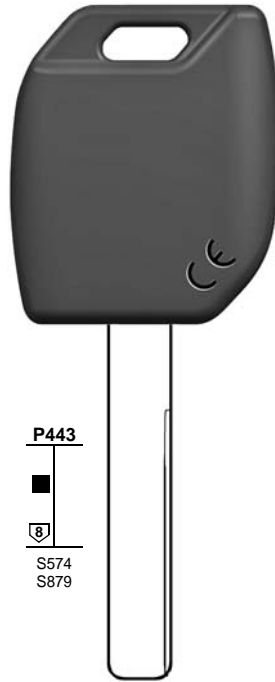
NE75MH
MH KEY

NEIMAN



68
10

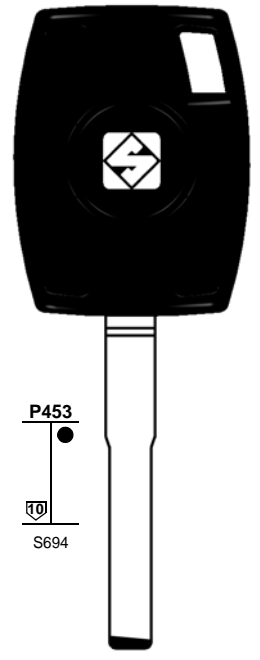
NE75FH
FH FLIP
L 8001-10000



P443
8
S574
S879

HU92RMH
MH KEY
. 1-8100

HUF - WITTE



P453
10
S694

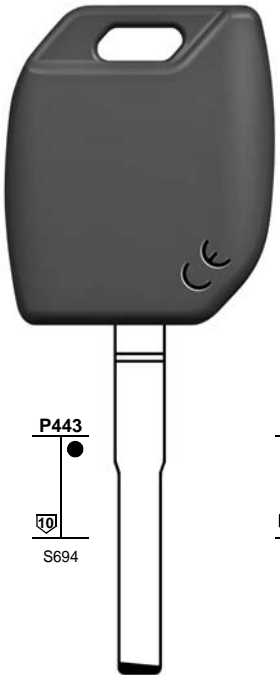
HU101TE
TE KEY
. 1-4000

HUF

FOR:
PER:

LAND ROVER

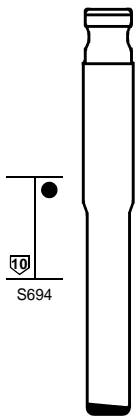
LDV



P443
10
S694

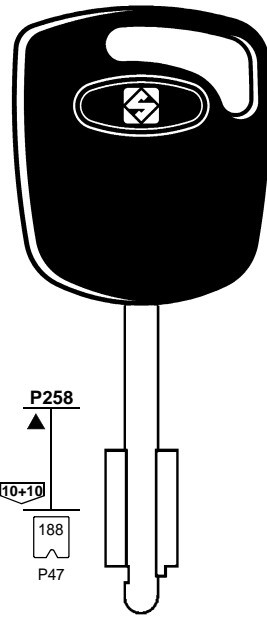
HU101MH
MH KEY
. 1-4000

HUF



10
S694

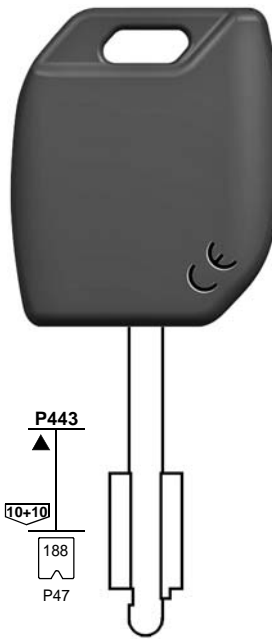
HU101FH
FH FLIP
. 1-4000



P258
10+10
188
P47

FO19TE
TE KEY
C 1-2-3-4-5

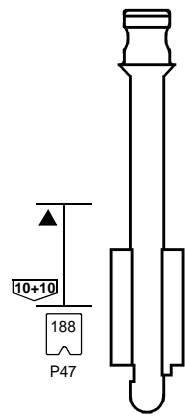
CHUBB



P443
10+10
188
P47

FO19MH
MH KEY
C 1-2-3-4-5

CHUBB

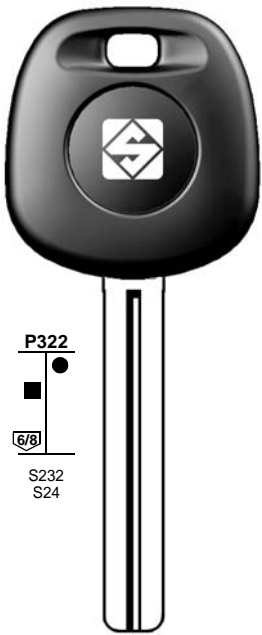


10+10
188
P47

FO19FH
FH FLIP
C 12345

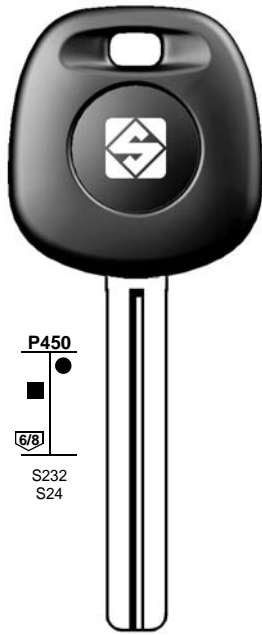
FOR:
PER:

LEXUS



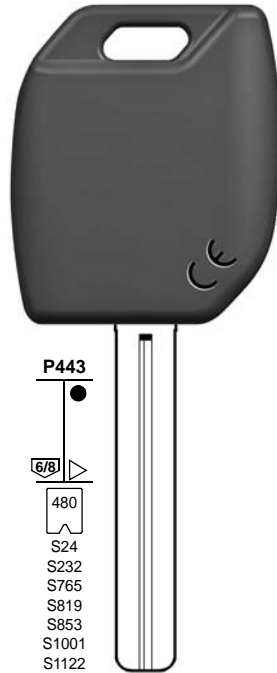
P322
S232
S24


TOY40BT4
..... 1-5000




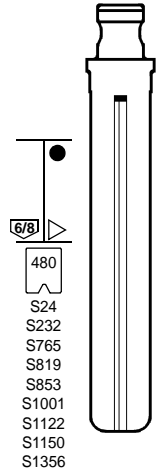
P450
S232
S24


TOY40BTE
..... 1-5000




P443
480
S24
S232
S765
S819
S853
S1001
S1122
S1150
S1356


TOY40MH
..... 1-5000
L 0001-1000
G 0001-2500
J 0001-2500
K 0001-2500
P 0001-2500
..... 30001-31200



480
S24
S232
S765
S819
S853
S1001
S1122
S1150
S1356


TOY40FH
..... 1-5000
L 0001-1000
J 0001-2500

FOR:
PER:

LEXUS



P322
S397
S855


TOY48BT4
..... 40000-49999



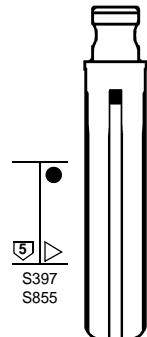
P322
S397
S855


TOY48BTE
..... 40000-49999



P443
S397
S855


TOY48MH
..... 40000-49999



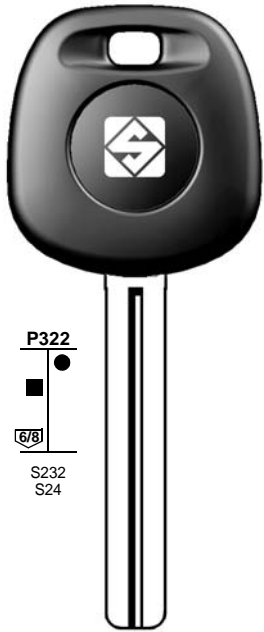
S397
S855


TOY48FH
..... 40000-49999

1	2	2a	3	3a	3b	e1+e2		6	42+71	72	43+44a	12	15
						GTI COMPATIBLE		IGNITION					
CAR MAKE MODEL	FROM	TO	SILCA REF.	SILCA REF.	SILCA REF.	COPY	GEN.	TRANSP. TYPE	FAST COPY PLUS RW4 PLUS FAST COPY/RW4	FAST COPY PLUS RW4 PLUS	FAST COPY RW4	STP	
For more info on the uses of car keys, refer to the Silca Electronic Keys Catalogue:													
LEXUS													
ALTEZZA [J]	1999		TOY48BT4					TEXAS	4C				E
ALTEZZA [J]	1999		TOY48MH	TOY48BTE	TOY48FH	Y	Y	TEXAS	4C	Y	P-BOX		
CELSIOR [J]	1997		TOY40BT4					TEXAS	4C				E
CELSIOR [J]	1997		TOY40MH	TOY40BTE	TOY40FH	Y	Y	TEXAS	4C	Y	P-BOX		
CT200H	2011		SMARTKEY					TEX / CR	XX				
ES300	1998	2001	TOY40BT4					TEXAS	4C				E
ES300	1998	2001	TOY40MH	TOY40BTE	TOY40FH	Y	Y	TEXAS	4C	Y	P-BOX		
ES300	2002	2003	TOY48BT4					TEXAS	4C				I
ES300	2002	2003	TOY48MH	TOY48BTE	TOY48FH	Y	Y	TEXAS	4C	Y	P-BOX		
ES330	2004	2007						TEX / CR	68				
ES330	2004	2007	TOY48MH	TOY48BTE	TOY48FH	Y		TEX / CR	68	Y	P-BOX		
ES350	2007							TEX / CR	68				
GS/LS/LX	1998		TOY48BT4					TEXAS	4C				E
GS/LS/LX	1998		TOY48MH	TOY48BTE	TOY48FH	Y	Y	TEXAS	4C	Y	P-BOX		
GS300	1998	2001	TOY48BT4					TEXAS	4C				E
GS300	1998	2005	TOY48MH	TOY48BTE	TOY48FH	Y	Y	TEXAS	4C	Y	P-BOX		
GS300	2002	2005	TOY48BT4					TEXAS	4C				I
GS300	2005	2007						TEX / CR	68				I
GS300	2005	2007	TOY48MH	TOY48BTE	TOY48FH	Y		TEX / CR	68	Y	P-BOX		
GS300/400 [J]	1998		TOY48BT4					TEXAS	4C				E
GS300/400 [J]	1998		TOY48MH	TOY48BTE	TOY48FH	Y	Y	TEXAS	4C	Y	P-BOX		
GS350	2007							TEX / CR	68				
GS400	1998	2001	TOY48BT4					TEXAS	4C				E
GS400	1998	2001	TOY48MH	TOY48BTE	TOY48FH	Y	Y	TEXAS	4C	Y	P-BOX		
GS430	2001	2005	TOY48BT4					TEXAS	4C				I
GS430	2001	2005	TOY48MH	TOY48BTE	TOY48FH	Y	Y	TEXAS	4C	Y	P-BOX		
GS430	2005	2007						TEX / CR	68				
GS430	2005	2007	TOY48MH	TOY48BTE	TOY48FH	Y		TEX / CR	68	Y	P-BOX		
GS450h	2007							TEX / CR	68				
GS460	2007							TEX / CR	68				
GX470	2003	2007						TEX / CR	68				
GX470	2003	2007	TOY48MH	TOY48BTE	TOY48FH	Y		TEX / CR	68	Y	P-BOX		
HS250H	2010		SMARTKEY					TEX / CR	XX				
IS200	1999	2005	TOY48BT4					TEXAS	4C				E
IS200	1999	2005	TOY48MH	TOY48BTE	TOY48FH	Y	Y	TEXAS	4C	Y	P-BOX		
IS220d	2005		SMARTKEY					TEX / CR	68				
IS250	2005		SMARTKEY					TEX / CR	68				
IS300	2001	2005	TOY48BT4					TEXAS	4C				E
IS300	2001	2005	TOY48MH	TOY48BTE	TOY48FH	Y	Y	TEXAS	4C	Y	P-BOX		
IS300	2002	2003	TOY48BT4					TEXAS	4C				I
IS300	2005		SMARTKEY					TEX / CR	68				
IS350	2005		SMARTKEY					TEX / CR	68				
LAND CRUISER [J]	1999		TOY40BT4					TEXAS	4C				E
LAND CRUISER [J]	1999		TOY40MH	TOY40BTE	TOY40FH	Y	Y	TEXAS	4C	Y	P-BOX		
LS200	1999		TOY48BT4					TEXAS	4C				E
LS200	1999		TOY48MH	TOY48BTE	TOY48FH	Y	Y	TEXAS	4C	Y	P-BOX		

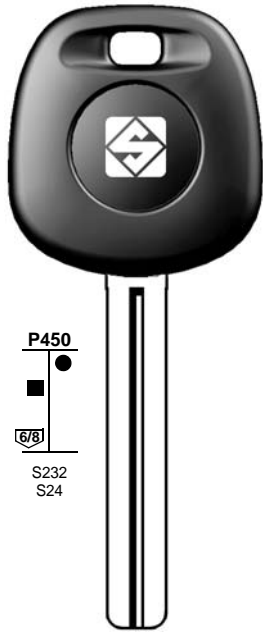
FOR:
PER:

LEXUS



P322
■ ●
6/8
S232
S24

 
TOY40BT4
..... 1-5000



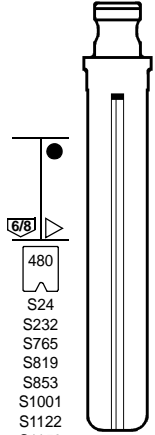
P450
■ ●
6/8
S232
S24

 
TOY40BTE
..... 1-5000





P443
●
6/8
480
S24
S232
S765
S819
S853
S1001
S1122
S1150
S1356

 
TOY40MH
..... 1-5000
L 0001-1000
G 0001-2500
J 0001-2500
K 0001-2500
P 0001-2500
..... 30001-31200



●
6/8
480
S24
S232
S765
S819
S853
S1001
S1122
S1150
S1356

 
TOY40FH
..... 1-5000
L 0001-1000
J 0001-2500

FOR:
PER:

LEXUS

LIGIER (MICROCARS)





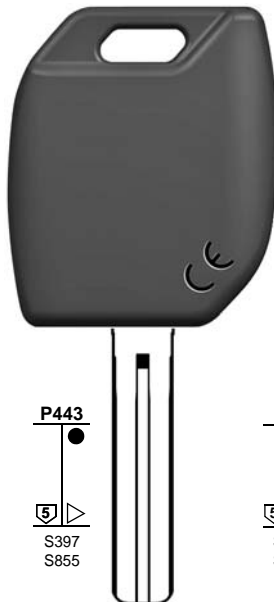
P322
■
5
S397
S855

 
TOY48BT4
..... 40000-49999




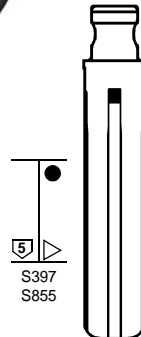
P450
■
5
S397
S855

 
TOY48BTE
..... 40000-49999



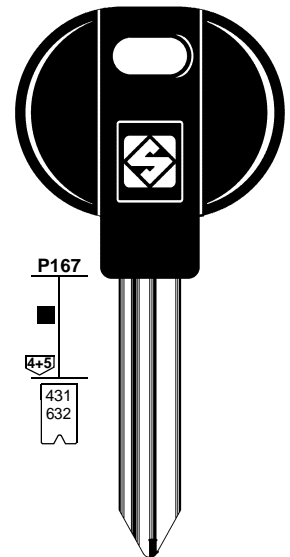
P443
●
5
S397
S855

 
TOY48MH
..... 40000-49999




●
5
S397
S855

 
TOY48FH
..... 40000-49999



P167
■
4+5
431
632


SX9AP
63/99 H 12468
63/99 12468
..... H 0111111-6288888
..... 0111111-6288888

1	2	2a	3	3a	3b	e1+e2		6	42+71	72	43+44a	12	15
						GTI COMPATIBLE		IGNITION					
CAR MAKE MODEL	FROM	TO	SILCA REF.	SILCA REF.	SILCA REF.	COPY	GEN.	TRANSP. TYPE	FAST COPY PLUS RW4 PLUS FAST COPY/RW4	FAST COPY PLUS RW4 PLUS	FAST COPY RW4	STP	
For more info on the uses of car keys, refer to the Silca Electronic Keys Catalogue:													
LEXUS													
LS400	1997	2000	TOY40BT4					TEXAS	4C				E
LS400	1997	2000	TOY40MH	TOY40BTE	TOY40FH	Y	Y	TEXAS	4C	Y	P-BOX		
LS400	1999	2001	TOY48BT4					TEXAS	4C				E
LS400	1999	2003	TOY48MH	TOY48BTE	TOY48FH	Y	Y	TEXAS	4C	Y	P-BOX		
LS400	2002	2003	TOY48BT4					TEXAS	4C				I
LS430	2001	2006						TEX / CR	68				
LS430	2001	2006	TOY48MH	TOY48BTE	TOY48FH	Y		TEX / CR	68	Y	P-BOX		
LS430	2004	2006	SMARTKEY					TEX / CR	68				
LS460	2007		SMARTKEY					TEX / CR	68				
LS600	2010		SMARTKEY					TEX / CR	XX				
LX450	1998		TOY40BT4					TEXAS	4C				E
LX450	1998		TOY40MH	TOY40BTE	TOY40FH	Y	Y	TEXAS	4C	Y	P-BOX		
LX470	1999	2000	TOY40BT4					TEXAS	4C				E
LX470	1999	2000	TOY40MH	TOY40BTE	TOY40FH	Y	Y	TEXAS	4C	Y	P-BOX		
LX470	2001	2002	TOY48BT4					TEXAS	4C				
LX470	2001	2002	TOY48MH	TOY48BTE	TOY48FH	Y	Y	TEXAS	4C	Y	P-BOX		
LX470	2003	2008						TEX / CR	68				
LX470	2003	2008	TOY48MH	TOY48BTE	TOY48FH	Y		TEX / CR	68	Y	P-BOX		
LX570	2008		SMARTKEY					TEX / CR	68				
RX300	1999	2001	TOY48BT4					TEXAS	4C				E
RX300	1999	2003	TOY48MH	TOY48BTE	TOY48FH	Y	Y	TEXAS	4C	Y	P-BOX		
RX300	2002	2003	TOY48BT4					TEXAS	4C				I
RX330	2004	2009						TEX / CR	68				E
RX330	2004	2009	TOY48MH	TOY48BTE	TOY48FH	Y		TEX / CR	68	Y	P-BOX		
RX350	2004	2011						TEX / CR	68				
RX350	2004	2011	TOY48MH	TOY48BTE	TOY48FH	Y		TEX / CR	68	Y	P-BOX		
RX350	2010		SMARTKEY					TEX / CR	XX				
RX400h	2005	2009						TEX / CR	68				
RX400h	2005	2009	TOY48MH	TOY48BTE	TOY48FH	Y		TEX / CR	68	Y	P-BOX		
RX400h	2010		SMARTKEY					TEX / CR	XX				
RX450h	2010							TEX / CR	68				
RX450h	2010		TOY48MH	TOY48BTE	TOY48FH	Y		TEX / CR	68	Y	P-BOX		
RX450h	2011		SMARTKEY					TEX / CR	XX				
SC300/400	1998	2001	TOY40BT4					TEXAS	4C				E
SC300/400	1998	2003	TOY40MH	TOY40BTE	TOY40FH	Y	Y	TEXAS	4C	Y	P-BOX		
SC300/400	2002	2003	TOY40BT4					TEXAS	4C				I
SC430	2002	2010						TEX / CR	68				
SC430	2002	2010	TOY48MH	TOY48BTE	TOY48FH	Y		TEX / CR	68	Y	P-BOX		
LIGIER (MICROCARS)													
IXO	2010		SX9AP										
JS			SX9AP										
NOVA	1999	2004	SX9AP										
OPTIMAX	2010		SX9AP										
X-T00	2006	2012	SX9AP										

FOR:
PER:

LINCOLN



P273



.... X
0001-1706



FO38RTE



FO38RT3



FO38RT17

STRATTEC



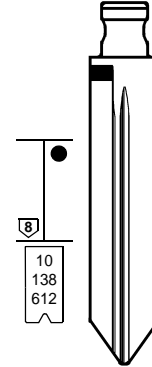
P443



FO38RMH

.... X
0001-1706

STRATTEC



FO38RFH

... A ... 101-381.501-579
... B ... 101-410.501-602
... C ... 101-404.501-624
... D ... 101-340.501-602
... E ... 101-304.501-579
... X 1-1706

FOR:
PER:

LINCOLN



P442



H72-EK3
.... X
1-1706

STRATTEC



P336



Vallet
for FO38RT3



H82-PT
.... X
0001-1706

STRATTEC



P336



Master

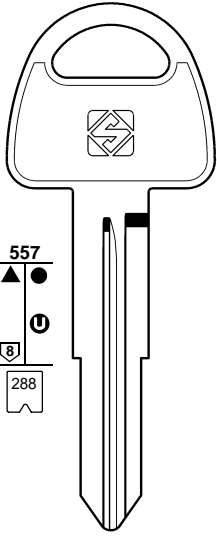


H74-PT
.... X
0001-1706

1	2	2a	3	3a	3b	e1+e2		6	42+71	72	43+44a	12	15
						GTI COMPATIBLE		IGNITION 					
CAR MAKE MODEL	FROM	TO	SILCA REF.	SILCA REF.	SILCA REF.	COPY	GEN.	TRANSP. TYPE	FAST COPY PLUS RW4 PLUS FAST COPY/RW4	FAST COPY PLUS RW4 PLUS	FAST COPY RW4	STP	
For more info on the uses of car keys, refer to the Silca Electronic Keys Catalogue:													
LINCOLN													
AVIATOR	2003	2007	FO38RT17					TEX / CR	63				C
AVIATOR	2003	2007	FO38RMH	FO38RTE	FO38RFH	Y	Y	TEX / CR	63	Y	P-BOX		
BLACKWOOD	2002	2003	FO38RT3					TEXAS	4C				C
BLACKWOOD	2002	2003	H82-PT					TEXAS	4C				C
BLACKWOOD	2002	2003	H72-EK3					TEXAS	4C	Y	Y		
BLACKWOOD	2002	2003	FO38RMH	FO38RTE	FO38RFH	Y	Y	TEXAS	4C	Y	P-BOX		
CLS	2001												
CONTINENTAL	1998	2002	FO38RT3					TEXAS	4C				C
CONTINENTAL	1998	2002	H82-PT					TEXAS	4C				C
CONTINENTAL	1998	2002	FO38RMH	FO38RTE	FO38RFH	Y	Y	TEXAS	4C	Y	P-BOX		
CONTINENTAL	1998	2002	H72-EK3					TEXAS	4C	Y	Y		
CONTINENTAL	2002	2004	FO38RT17					TEX / CR	63				C
CONTINENTAL	2002	2004	FO38RMH	FO38RTE	FO38RFH	Y	Y	TEX / CR	63	Y	P-BOX		
LHS	1998		FO38RT3					TEXAS	4C				C
LHS	1998		FO38RMH	FO38RTE	FO38RFH	Y	Y	TEXAS	4C	Y	P-BOX		
LS	2000	2006	H74-PT					TEX / CR	60				C
LS	2000	2006	FO38RMH	FO38RTE	FO38RFH	Y	Y	TEX / CR	60	Y	P-BOX		
LS	2003	2006	FO38RT17					TEX / CR	63				C
LS	2003	2006	FO38RMH	FO38RTE	FO38RFH	Y	Y	TEX / CR	63	Y	P-BOX		
MARK LT	2005	2009	FO38RT17					TEX / CR	63				C
MARK LT	2005	2009	FO38RMH	FO38RTE	FO38RFH	Y	Y	TEX / CR	63	Y	P-BOX		
MARK LT	2011							TEX / CR	63				
MARK VIII	1997	1998						MOTOROLA					
MKS	2009							TEX / CR	63				
MKT	2010		SMARTKEY					TEX / CR	63				
MKX	2007	2010	FO38RT17					TEX / CR	63				C
MKX	2007	2010	FO38RMH	FO38RTE	FO38RFH	Y	Y	TEX / CR	63	Y	P-BOX		
MKX	2011		SMARTKEY					TEX / CR	63				
MKX	2011							TEX / MA	6E				
MKZ	2006	2011	FO38RT17					TEX / CR	63				C
MKZ	2006	2011	FO38RMH	FO38RTE	FO38RFH	Y	Y	TEX / CR	63	Y	P-BOX		
MKZ	2011							TEX / MA	6E				
NAVIGATOR	1997	1998	FO38RT3					TEXAS	4C				C
NAVIGATOR	1997	2002	FO38RMH	FO38RTE	FO38RFH	Y	Y	TEXAS	4C	Y	P-BOX		
NAVIGATOR	1997	2002	H72-EK3					TEXAS	4C	Y	Y		
NAVIGATOR	1999	2002	FO38RT3					TEXAS	4C				C
NAVIGATOR	2002	2004	FO38RT17					TEX / CR	63				C
NAVIGATOR	2002	2008	FO38RMH	FO38RTE	FO38RFH	Y	Y	TEX / CR	63	Y	P-BOX		
NAVIGATOR	2005	2008	FO38RT17					TEX / CR	63				C
NAVIGATOR	2009							TEX / MA	6E				C
TOWN CAR	1998	2002	FO38RT3					TEXAS	4C				C
TOWN CAR	1998	2002	H82-PT					TEXAS	4C				C
TOWN CAR	1998	2002	H72-EK3					TEXAS	4C	Y	Y		
TOWN CAR	1998	2002	FO38RMH	FO38RTE	FO38RFH	Y	Y	TEXAS	4C	Y	P-BOX		
TOWN CAR	2003		FO38RMH	FO38RTE	FO38RFH	Y	Y	TEX / CR	63	Y	P-BOX		
TOWN CAR	2003	2004	FO38RT17					TEX / CR	63				C
TOWN CAR	2005		FO38RT17					TEX / CR	63				C
ZEPHYR	2006		FO38RT17					TEX / CR	63				C
ZEPHYR	2006		FO38RMH	FO38RTE	FO38RFH	Y	Y	TEX / CR	63	Y	P-BOX		

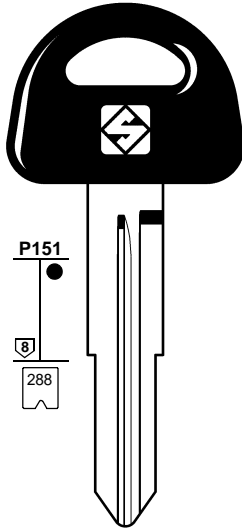
FOR:
PER:

MARUTI SUZUKI



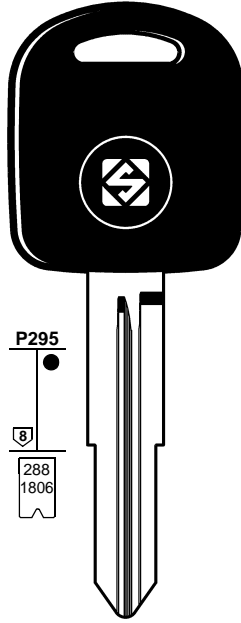
SZ11

..... 18100-19299



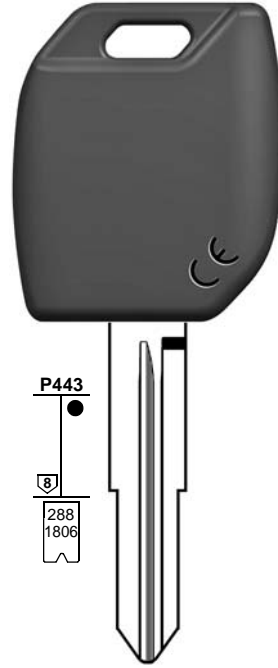
SZ11P

..... 18100-19299



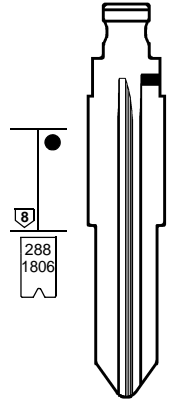
SZ11TE

..... 18100-19299
..... 71001-72500



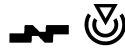
SZ11MH

..... 18100-19299
..... 71001-72500



SZ11FH

.....
18100-19299

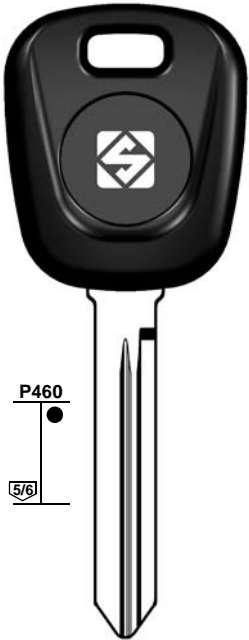


SZ11T18

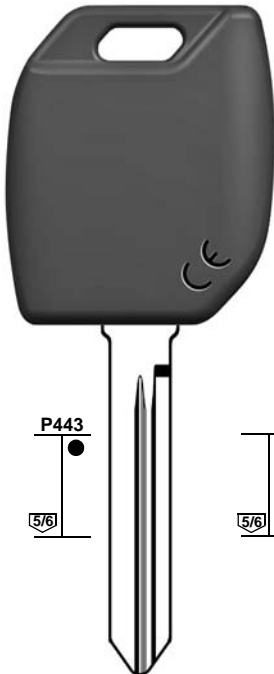
..... 18100-19299

FOR:
PER:

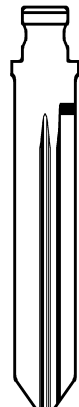
MARUTI SUZUKI



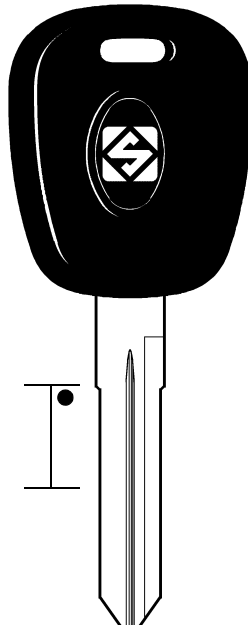
SZ18TE



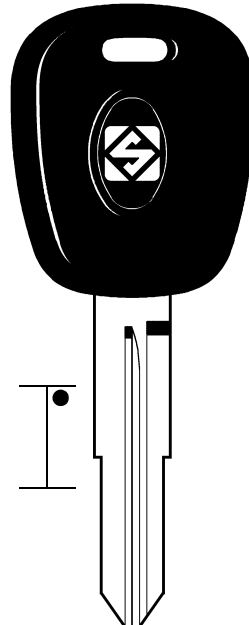
SZ18MH



SZ18FH



SZ19RP


















SZ20P



HU133RT14

..... 50001-51308
U 1-2000
IP 5001-6308

1	2	2a	3	3a	3b	e1+e2		6	42+71	72	43+44a	12	15
						GTI COMPATIBLE		IGNITION					
													
CAR MAKE MODEL	FROM	TO	SILCA REF.	SILCA REF.	SILCA REF.	COPY	GEN.	TRANSP. TYPE	FAST COPY PLUS RW4 PLUS FAST COPY/RW4	FAST COPY PLUS RW4 PLUS	FAST COPY RW4	STP	
													

For more info on the uses of car keys, refer to the Silca Electronic Keys Catalogue:

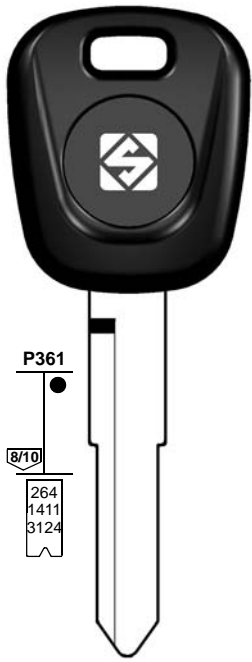


MARUTI SUZUKI

800	2007	2010						TEX / CR	65				
800	2007	2010	SZ18MH	SZ18TE	SZ18FH	Y	Y	TEX / CR	65	Y	P-BOX		
800	2007	2009	SZ19RP										
ALTO	2000	2006	SZ11										
ALTO	2000	2006	2P										
ALTO	2007	2009	SZ20P										
ALTO	2007	2010	SZ11T18					TEX / CR	65				
ALTO	2007	2010	SZ11MH	SZ11TE	SZ11FH	Y	Y	TEX / CR	65	Y	P-BOX		
ALTO	2010							PH / CR2	46				
ALTO K10	2010		HU133RT14					PH / CR2	46				

FOR:
PER:

MARUTI SUZUKI

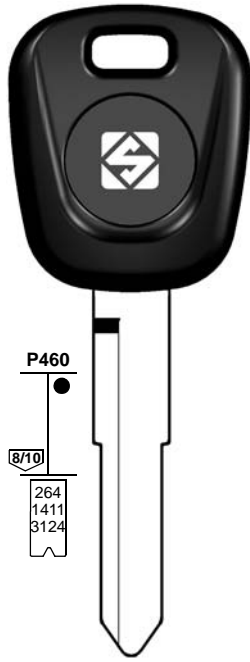


HU133RT14

..... 50001-51308
U 1-2000
IP 5001-6308

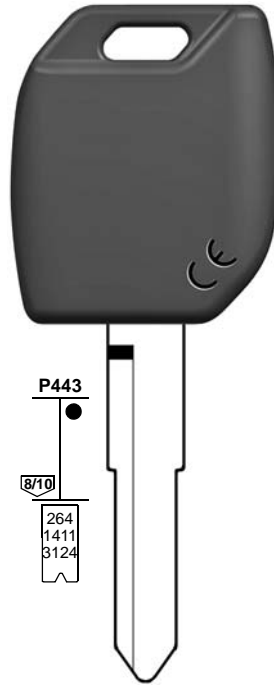
HU133RT12

..... 50001-51308



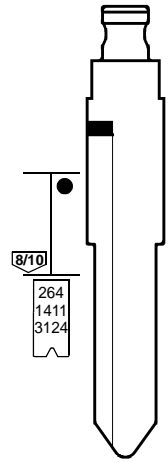
HU133RTE

..... 50001-51308
U 1-2000
IP 5001-6308



HU133RMH

..... 50001-51308
U 1-2000
IP 5001-6308



HU133RFH

..... 50001-51308
U 1-2000
IP 5001-6308

HUF

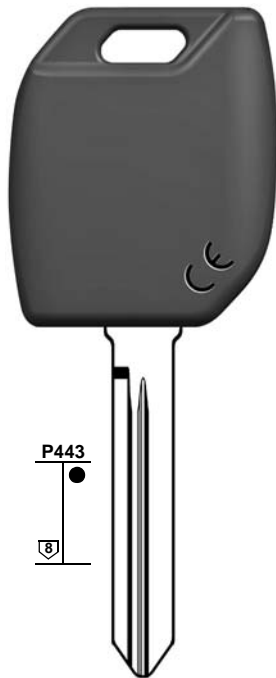
HUF

FOR:
PER:

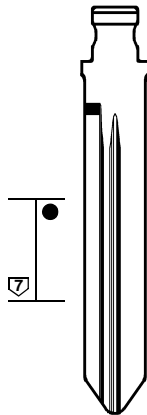
MARUTI SUZUKI



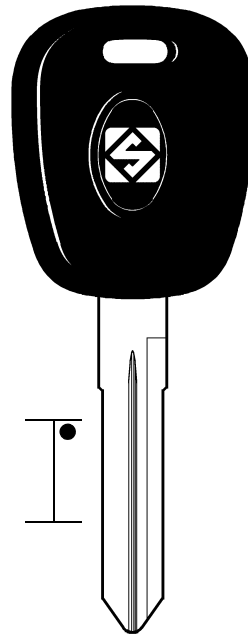
SZ18RTE



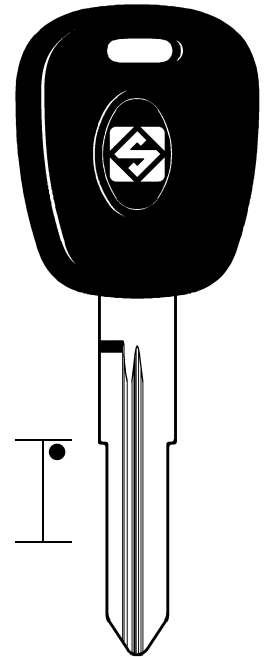
SZ18RMH



SZ18FH



SZ19P



SZ21RP

FOR:
PER:

MARUTI SUZUKI

SZ11RT18
..... 18100-19299
..... 19300-19617

SZ11RTE
..... 18100-19299
..... 19300-19617

SZ11RMH
..... 18100-19299
..... 19300-19617

SZ11RFH
..... 18100-19299
..... 19300-19617

HU133RT14
..... 50001-51308
U 1-2000
IP 5001-6308

SZ21RP

FOR:
PER:

MAZDA

HU133RTE
..... 50001-51308
U 1-2000
IP 5001-6308

HU133RMH
..... 50001-51308
U 1-2000
IP 5001-6308

HU133RFH

FO21P
T 1-1050
T 1-2330
T 1051-2330
T 1-2-3-4

FO21T3
T 1-1050
T 1-2330
T 1051-2330
T 1-2-3-4

FO21TE
T 1-1050
T 1-2330
T 1051-2330
T 1-2-3-4

FO21MH
T 1-1050
T 1-2330
T 1051-2330
T 1-2-3-4

FO21FH
T 1-1050
T 1-2330
T 1051-2330
T 1-2-3-4

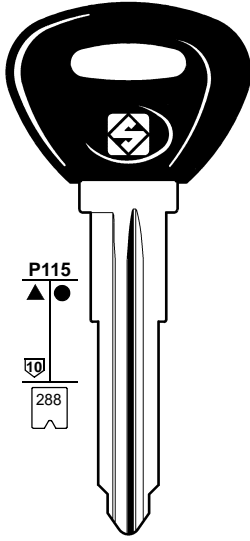
HUF

TIBBE - VALEO

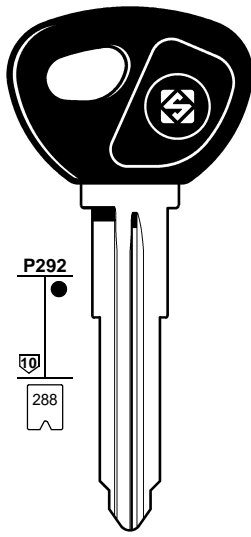
TIBBE - VALEO

FOR:
PER:

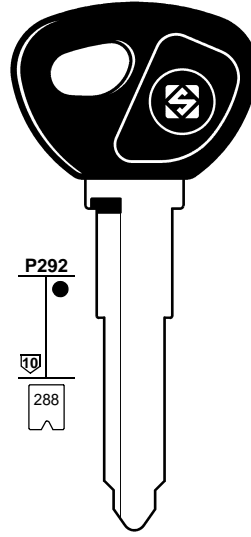
MAZDA



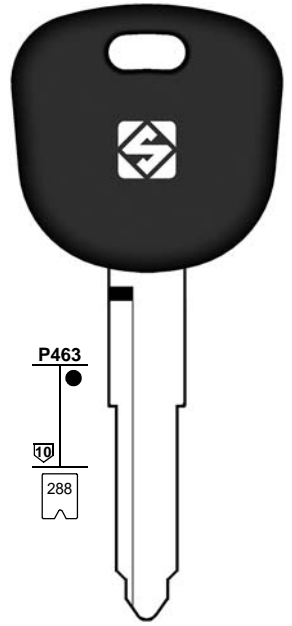
MAZ20REP
..... 10100-12283



MAZ13T5
..... 10100-12283



MAZ24RT5
..... 10100-12283



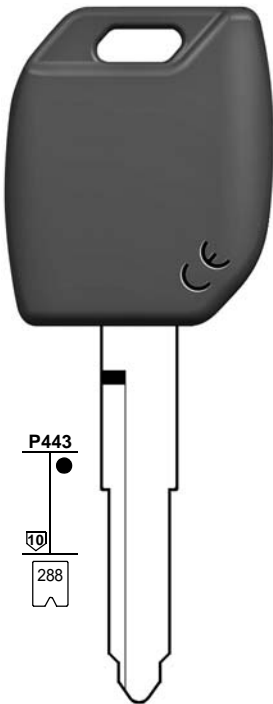
MAZ24RTE
..... 10100-12283

MAZ20RT5
..... 10100-12283

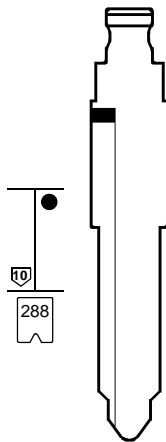
MAZ24RT17
..... 10100-12283

FOR:
PER:

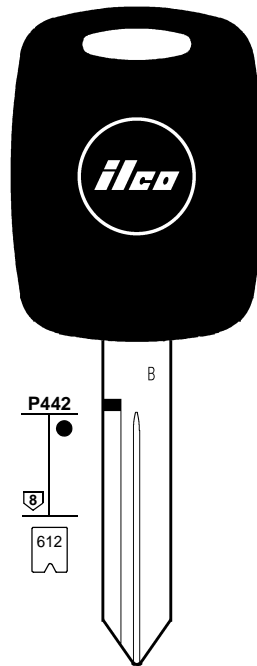
MAZDA



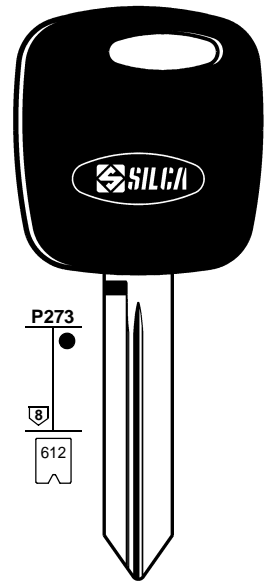
MAZ24RMH
..... 10100-12283



MAZ24RFH
..... 10100-12283



H72-EK3
..... X
1-1706



FO38RT3
..... X
0001-1706



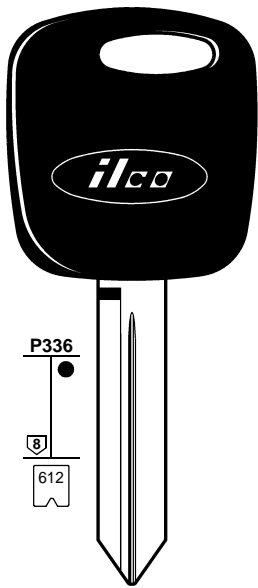
FO38RT17
..... X
0001-1706

STRATTEC

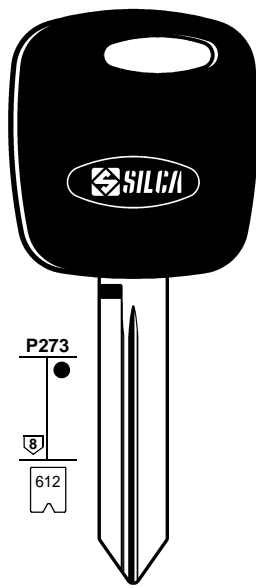
1	2	2a	3	3a	3b	e1+e2		6	42+71	72	43+44a	12	15
						GTI COMPATIBLE		IGNITION					
CAR MAKE MODEL	FROM	TO	SILCA REF.	SILCA REF.	SILCA REF.	COPY	GEN.	TRANSP. TYPE	FAST COPY PLUS RW4 PLUS FAST COPY/RW4	FAST COPY PLUS RW4 PLUS	FAST COPY RW4	STP	
For more info on the uses of car keys, refer to the Silca Electronic Keys Catalogue:													
MAZDA													
323	1995	1997	MAZ13T5					TEMIC	12	Y	Y		
323	1997	1999	MAZ24RT5		MAZ24RFH			PH	33	Y	Y		
323	1997	1999	MAZ20REP										
323	1998	1999	MAZ24RT5		MAZ24RFH			TEMIC	12	Y	Y		
323	1999	2003						TEM / CR	8C				
626	1995	1999	MAZ20RT5					TEMIC	12	Y	Y		D
626	1999	2002						TEM / CR	8C				D
626 (ES, LS, LUX)	1998	1999	MAZ24RT5		MAZ24RFH			PH	33	Y	Y		D
626 (ES, LS, LUX)	1999	2002						TEM / CR	8C				
B-SERIES P/U	1999	2000	FO38RT3					TEXAS	4C				C
B-SERIES P/U	1999	2000	H72-EK3					TEXAS	4C	Y	Y		
B-SERIES P/U	2001	2006						TEX / CR	60				C
B-SERIES P/U	2007		FO38RT17					TEX / CR	63				
BT-50	2006							TEM / CR	8C				
CX-7	2007		MAZ24RT17					TEX / CR	63				
CX-7	2007		MAZ24RMH	MAZ24RTE	MAZ24RFH	Y	Y	TEX / CR	63	Y	P-BOX		
CX-7	2010		SMARTKEY					TEX / CR	63				
CX-9	2007		MAZ24RT17					TEX / CR	63				
CX-9	2007		MAZ24RMH	MAZ24RTE	MAZ24RFH	Y	Y	TEX / CR	63	Y	P-BOX		
CX-9	2010		SMARTKEY					TEX / CR	63				
DEMIO	1999	2002						TEM / CR	8C				
DEMIO [J]	2003		MAZ24RT17					TEX / CR	63				
DEMIO [J]	2003		MAZ24RMH	MAZ24RTE	MAZ24RFH	Y	Y	TEX / CR	63	Y	P-BOX		
MAZDA 2	2003		MAZ24RT17					TEX / CR	63				
MAZDA 2	2003		MAZ24RMH	MAZ24RTE	MAZ24RFH	Y	Y	TEX / CR	63	Y	P-BOX		
MAZDA 3	2004		MAZ24RT17					TEX / CR	63				
MAZDA 3	2004		MAZ24RMH	MAZ24RTE	MAZ24RFH	Y	Y	TEX / CR	63	Y	P-BOX		
MAZDA 3	2010		SMARTKEY					TEX / CR	63				
MAZDA 5	2005		MAZ24RT17					TEX / CR	63				
MAZDA 5	2005		MAZ24RMH	MAZ24RTE	MAZ24RFH	Y	Y	TEX / CR	63	Y	P-BOX		
MAZDA 6	2003		MAZ24RT17					TEX / CR	63				
MAZDA 6	2003		MAZ24RMH	MAZ24RTE	MAZ24RFH	Y	Y	TEX / CR	63	Y	P-BOX		
MAZDA 6	2009		SMARTKEY					TEX / CR	63				
MIATA	2001	2005						TEM / CR	8C				
MPV	2000	2006						TEM / CR	8C				
MX-3	1995	1998	MAZ13T5					TEMIC	12	Y	Y		
MX-5	1995	1998	MAZ13T5					TEMIC	12	Y	Y		
MX-5	1998	2000	MAZ24RT5		MAZ24RFH			PH	33	Y	Y		
MX-5	2000	2005						TEM / CR	8C				
MX-5	2005		MAZ24RT17					TEX / CR	63				
MX-5	2005		MAZ24RMH	MAZ24RTE	MAZ24RFH	Y	Y	TEX / CR	63	Y	P-BOX		
MX-5	2009		SMARTKEY					TEX / CR	63				
MX-6	1995	1997	MAZ20RT5					TEMIC	12	Y	Y		
PREMACY	2000	2004						TEM / CR	8C				
RX-8	2004		MAZ24RT17					TEX / CR	63				
RX-8	2004		MAZ24RMH	MAZ24RTE	MAZ24RFH	Y	Y	TEX / CR	63	Y	P-BOX		

FOR:
PER:

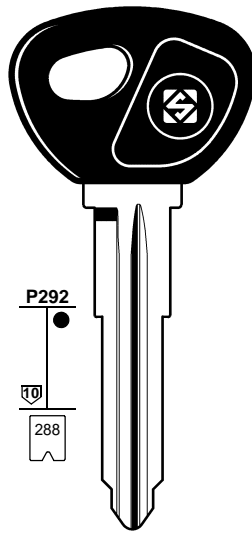
MAZDA



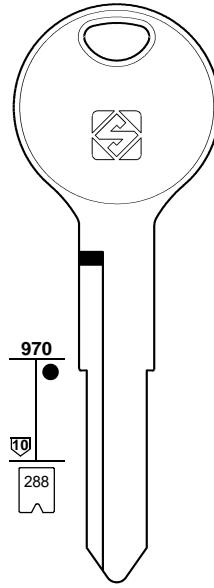
H86-PT
.....X
0001-1706



FO38RT17
.....X
0001-1706



MAZ20RT5
..... 10100-12283



MAZ25R
..... 10100-12283

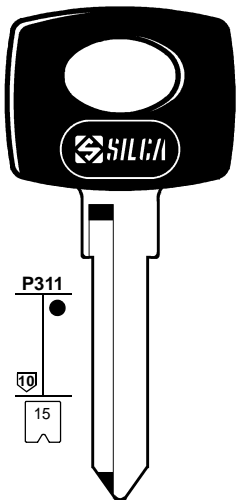


MIT14BT5
..... 30001-31200

STRATTEC

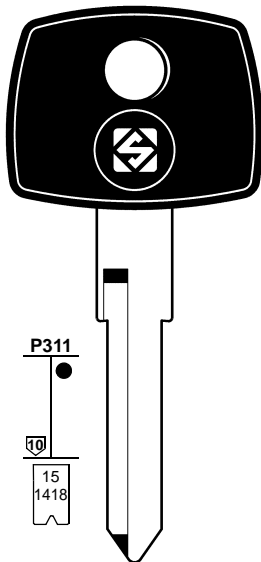
FOR:
PER:

MERCEDES

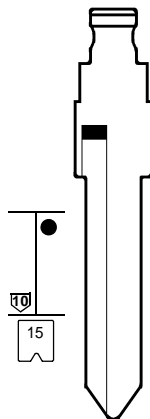


YM15P
HM 1-1200
HM 4001-7350
HM 2501-3500
NM 2501-3500
.. NF .. 1-99 .. 1-99
NF 1-1200

VALEO - YMOS

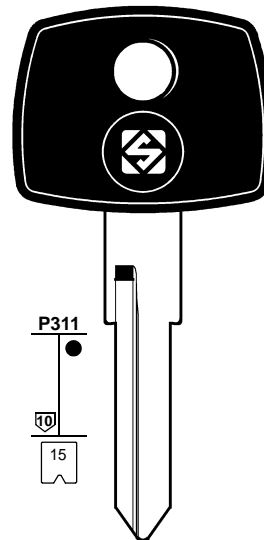


YM15T5
HM 1-1200
HM 2501-3500
HM 4001-7350
HM 6001-7109
NM 2501-3500
.. NF .. 1-99 .. 1-99
NF 1-1200



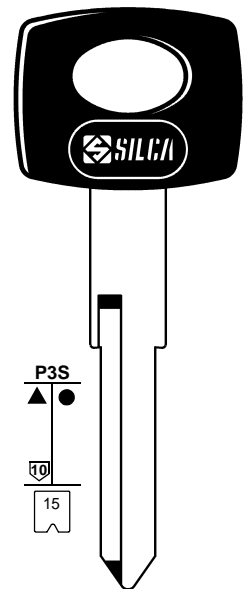
YM15FH
HM 1-1200
HM 4001-7350
HM 2501-3500
NM 2501-3500
.. NF .. 1-99 .. 1-99
NF 1-1200

VALEO - YMOS




VA5T5
HM 1-1200
HM 4001-7350
HM 2501-3500
NM 2501-3500
.. NF .. 1-99 .. 1-99
NF 1-1200

WITTE



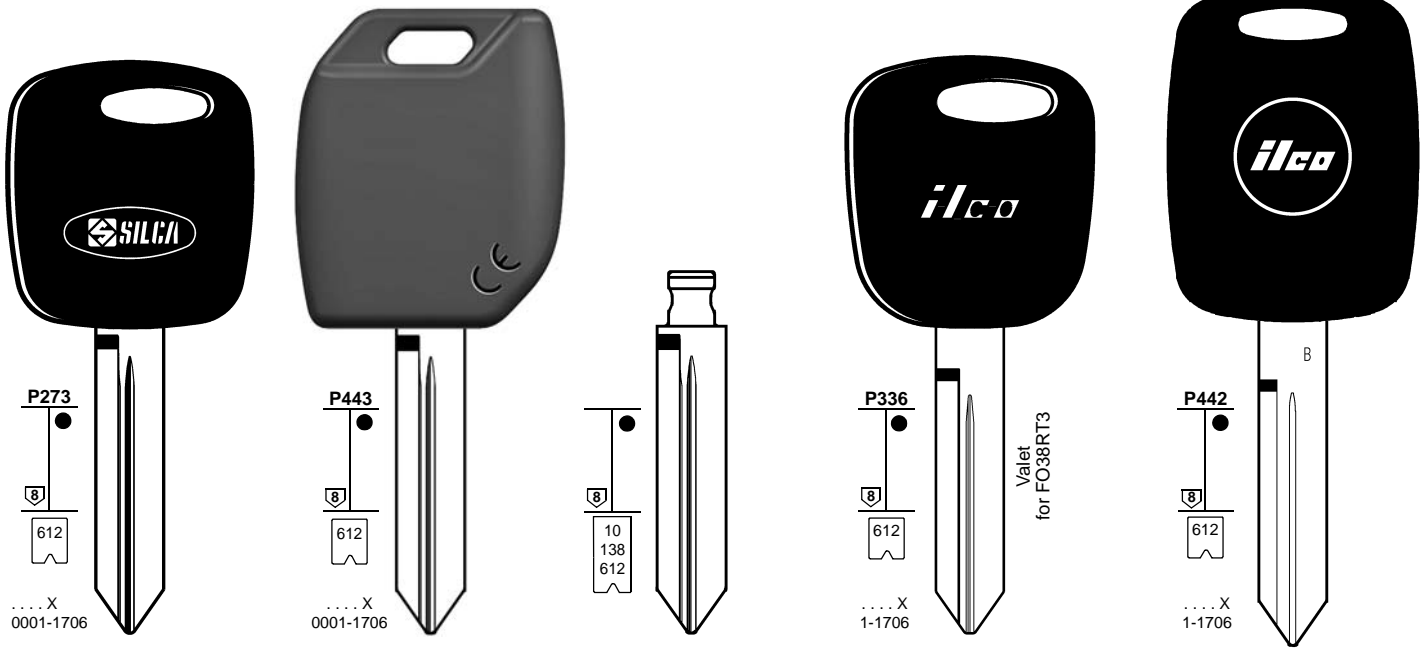
HU72RP
HM 1-1200
HM 4001-7350
HM 2501-3500
NM 2501-3500
.. NF .. 1-99 .. 1-99
NF 1-1200

WITTE

1	2	2a	3	3a	3b	e1+e2		6	42+71	72	43+44a	12	15
						GTI COMPATIBLE		IGNITION   					
CAR MAKE MODEL	FROM	TO	SILCA REF.	SILCA REF.	SILCA REF.	COPY	GEN.	TRANSP. TYPE	FAST COPY PLUS RW4 PLUS FAST COPY/RW4	FAST COPY PLUS RW4 PLUS	FAST COPY RW4	STP	
													
For more info on the uses of car keys, refer to the Silca Electronic Keys Catalogue: 													
MAZDA													
RX-8	2010		SMARTKEY					TEX / CR	63				
TRIBUTE	2001	2004	H86-PT					TEX / CR	60				H
TRIBUTE	2005	2007	FO38RT17					TEX / CR	63				H
TRIBUTE	2008							TEX / CR	63				C
XEDOS 6	1995	1999	MAZ20RT5					TEMIC	12	Y	Y		
XEDOS 9	1995	2002	MIT14BT5					TEMIC	12	Y	Y		
SOME MODELS	2000		MAZ25R										
MERCEDES													
A CLASS	1998							PH	33				
B/C/E/S/SL CLASS	1995							PH	33				
ML CLASS	1998							PH	33				
V CLASS	1996	2003	VA5T5					TEMIC	12	Y	Y		
VITO	1996		YM15P		YM15FH								
VITO	1997		HU72RP										
VITO	1998		YM15T5		YM15FH			MEG	13	Y	Y	M-V	
VITO	1999		YM15T5		YM15FH			TEMIC	12	Y	Y		

FOR:
PER:

MERCURY



... X
0001-1706


... X
0001-1706

... X
1-1706

... X
1-1706

-  **FO38RTE**
-  **FO38RT3**
-  **FO38RT17**

-  **FO38RMH**

-  **FO38RFH**
- ... A ... 101-381.501-579
- ... B ... 101-410.501-602
- ... C ... 101-404.501-624
- ... D ... 101-340.501-602
- ... E ... 101-304.501-579
- ... X 1-1706

-  **H82-PT**

-  **H72-EK3**

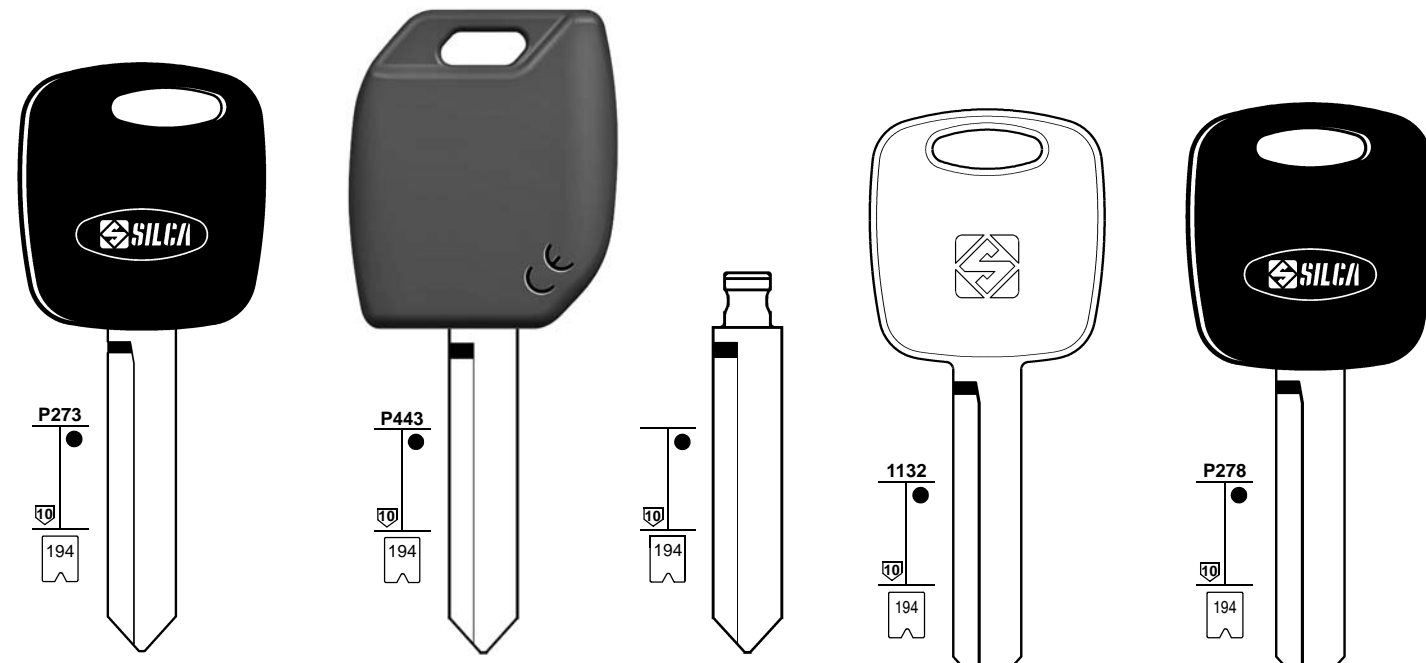
STRATTEC

STRATTEC

STRATTEC

FOR:
PER:

MERCURY



... A ... 101-381.501-579
... B ... 101-410.501-602
... C ... 101-404.501-624
... D ... 101-340.501-602
... E ... 101-304.501-579

... A ... 101-381.501-579
... B ... 101-410.501-602
... C ... 101-404.501-624
... D ... 101-340.501-602
... E ... 101-304.501-579

... A ... 101-381.501-579
... B ... 101-410.501-602
... C ... 101-404.501-624
... D ... 101-340.501-602
... E ... 101-304.501-579

... A ... 101-381.501-579
... B ... 101-410.501-602
... C ... 101-404.501-624
... D ... 101-340.501-602
... E ... 101-304.501-579

-  **FO26TE**
-  **FO26T3**

-  **FO26MH**

-  **FO26FH**

-  **FO39**

-  **FO39CP**

STRATTEC

STRATTEC

1	2	2a	3	3a	3b	e1+e2		6	42+71	72	43+44a	12	15	
						GTI COMPATIBLE		IGNITION 						
CAR MAKE MODEL		FROM	TO	SILCA REF.	SILCA REF.	SILCA REF.	COPY	GEN.	TRANSP. TYPE	FAST COPY PLUS RW4 PLUS FAST COPY/RW4	FAST COPY PLUS RW4 PLUS	FAST COPY RW4	STP	
For more info on the uses of car keys, refer to the Silca Electronic Keys Catalogue:														
MERCURY														
COUGAR	1998	1999	FO38RT3						TEXAS	4C				C
COUGAR	1999	2002	FO26T3						TEXAS	4C				C
COUGAR	1999	2002	FO26MH	FO26TE	FO26FH	Y	Y		TEXAS	4C	Y	P-BOX		
GRAND MARQUIS	1998	2002	FO38RT3						TEXAS	4C				C
GRAND MARQUIS	1998	2002	H82-PT						TEXAS	4C				C
GRAND MARQUIS	1998	2002	FO38RMH	FO38RTE	FO38RFH	Y	Y		TEXAS	4C	Y	P-BOX		
GRAND MARQUIS	1998	2002	H72-EK3						TEXAS	4C	Y	Y		
GRAND MARQUIS	2003	2011	FO38RT17						TEX / CR	63				C
GRAND MARQUIS	2003	2007	FO38RMH	FO38RTE	FO38RFH	Y	Y		TEX / CR	63	Y	P-BOX		
MARAUDER	2003	2005	FO38RT17						TEX / CR	63				C
MARAUDER	2003	2005	FO38RMH	FO38RTE	FO38RFH	Y	Y		TEX / CR	63	Y	P-BOX		
MARINER	2005	2007	FO38RT17						TEX / CR	63				C
MARINER	2005	2011	FO38RMH	FO38RTE	FO38RFH	Y	Y		TEX / CR	63	Y	P-BOX		
MARINER	2008	2011	FO38RT17						TEX / CR	63				C
MILAN	2006	2011	FO38RT17						TEX / CR	63				C
MILAN	2006	2011	FO38RMH	FO38RTE	FO38RFH	Y	Y		TEX / CR	63	Y	P-BOX		
MONTEGO	2005	2008	FO38RT17						TEX / CR	63				C
MONTEGO	2005	2008	FO38RMH	FO38RTE	FO38RFH	Y	Y		TEX / CR	63	Y	P-BOX		
MONTEREY	2004	2007	FO38RT17						TEX / CR	63				C
MONTEREY	2004	2007	FO38RMH	FO38RTE	FO38RFH	Y	Y		TEX / CR	63	Y	P-BOX		
MOUNTAINEER	1998	2001	FO38RT3						TEXAS	4C				C
MOUNTAINEER	1998	2001	FO38RMH	FO38RTE	FO38RFH	Y	Y		TEXAS	4C	Y	P-BOX		
MOUNTAINEER	1998	2001	H72-EK3						TEXAS	4C	Y	Y		
MOUNTAINEER	2001	2011	FO38RT17						TEX / CR	63				C
MOUNTAINEER	2001	2011	FO38RMH	FO38RTE	FO38RFH	Y	Y		TEX / CR	63	Y	P-BOX		
MYSTIQUE	1995	2000	FO39											
MYSTIQUE	1995	2000	FO39CP											

FOR:
PER:

MERCURY



- ... A ... 101-381.501-579
- ... B ... 101-410.501-602
- ... C ... 101-404.501-624
- ... D ... 101-340.501-602
- ... E ... 101-304.501-579

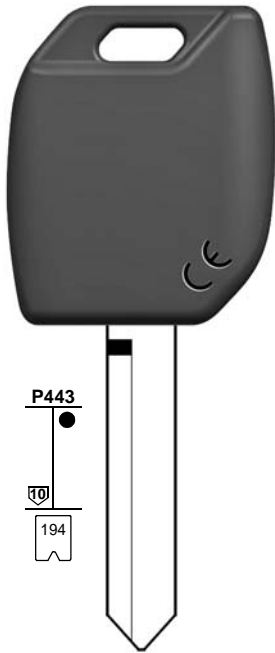


FO26TE

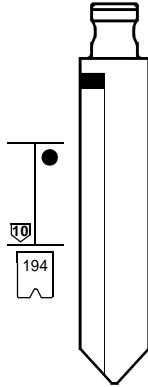


FO26T3

STRATTEC

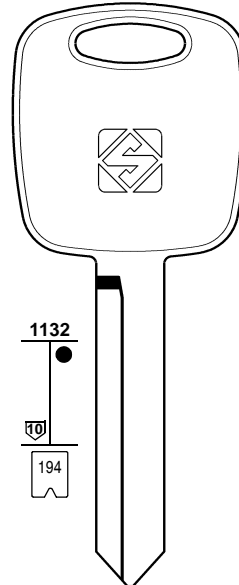


- FO26MH**
- ... A ... 101-381.501-579
 - ... B ... 101-410.501-602
 - ... C ... 101-404.501-624
 - ... D ... 101-340.501-602
 - ... E ... 101-304.501-579



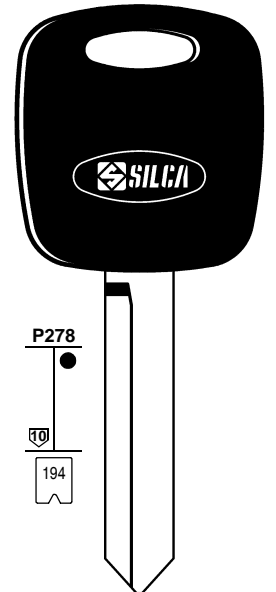
- FO26FH**
- ... A ... 101-381.501-579
 - ... B ... 101-410.501-602
 - ... C ... 101-404.501-624
 - ... D ... 101-340.501-602
 - ... E ... 101-304.501-579

STRATTEC



- FO39**
- ... A ... 101-381.501-579
 - ... B ... 101-410.501-602
 - ... C ... 101-404.501-624
 - ... D ... 101-340.501-602
 - ... E ... 101-304.501-579

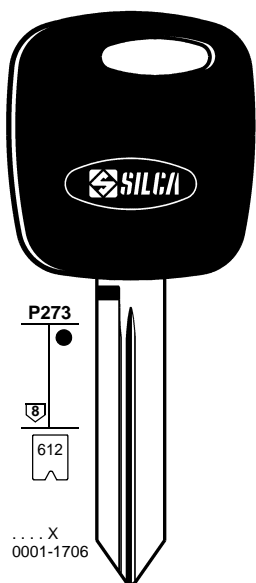
STRATTEC



- FO39CP**
- ... A ... 101-381.501-579
 - ... B ... 101-410.501-602
 - ... C ... 101-404.501-624
 - ... D ... 101-340.501-602
 - ... E ... 101-304.501-579

FOR:
PER:

MERCURY



- ... X ... 0001-1706



FO38RTE

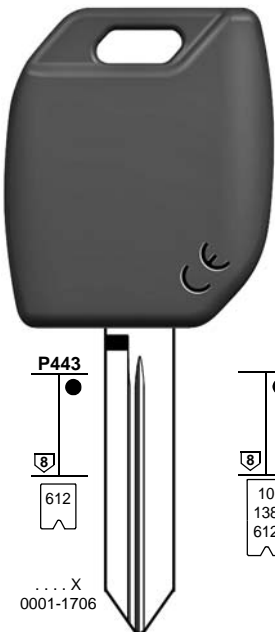


FO38RT3



FO38RT17

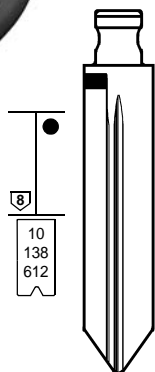
STRATTEC



- ... X ... 0001-1706



FO38RMH



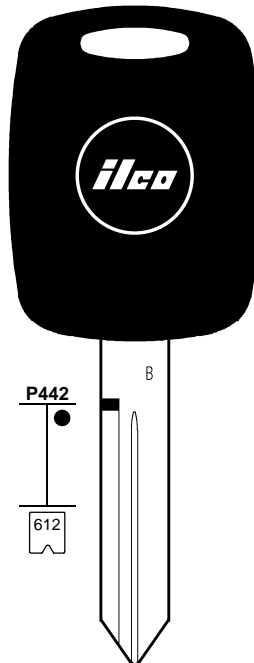
- ... X ... 1-1706



FO38RFH

- ... A ... 101-381.501-579
- ... B ... 101-410.501-602
- ... C ... 101-404.501-624
- ... D ... 101-340.501-602
- ... E ... 101-304.501-579
- ... X ... 1-1706

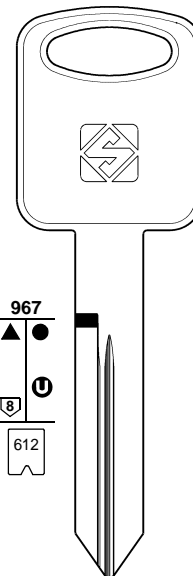
STRATTEC



- ... X ... 1-1706



H72-EK3



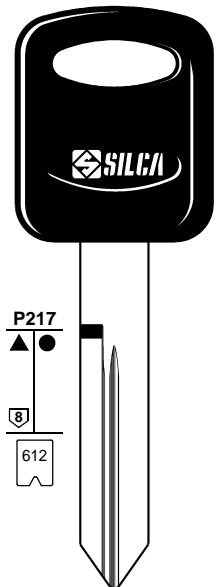
- ... X ... 1-1706
- ... Y ... 1-1200



FO40R

- ... X ... 1-1706
- ... Y ... 1-1200

STRATTEC



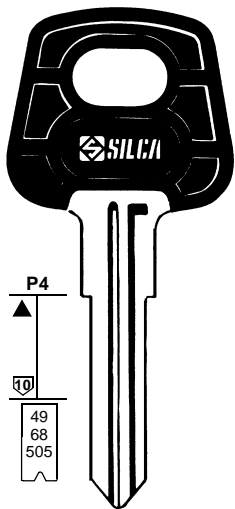
- ... X ... 1-1706
- ... Y ... 1-1200



FO40RBP

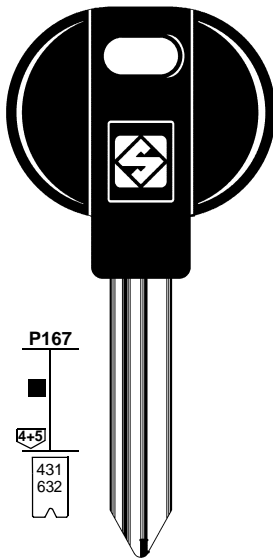
- ... X ... 1-1706
- ... Y ... 1-1200

FOR: PER:	MG	MICROCAR (MICROCARS)	MITSUBISHI
--------------	-----------	-----------------------------	-------------------



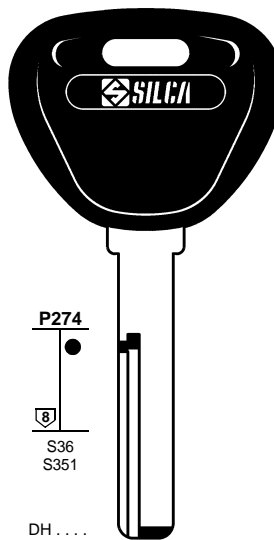
NE38P

FH 1-2000
 E 2001-3000
 S 2001-3000
 NSP 4000-4999
 E 4001-5000
 E 5000-5999
 E 6001-7000
 NSP 7001-9000



SX9AP

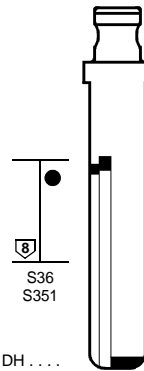
63/99 H 12468
 63/99 12468
 H 0111111-6288888
 0111111-6288888



HU56RT2

DH
 1-4000
 6001-8000

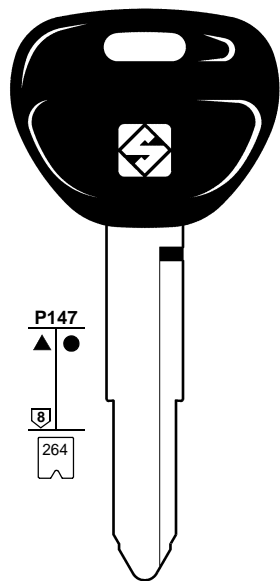
HU56RT30



HU56RFH

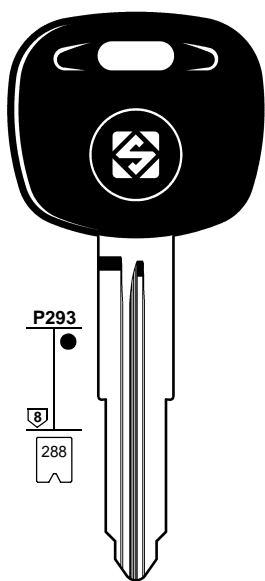
DH
 1-4000
 6001-8000

FOR: PER:	MITSUBISHI		
--------------	-------------------	--	--



MIT15AP

E 5001-7000
 E 7001-7700



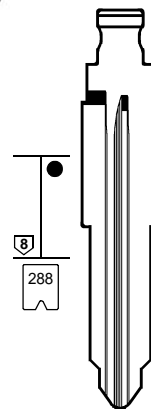
MIT11RTE

. 30010-32009



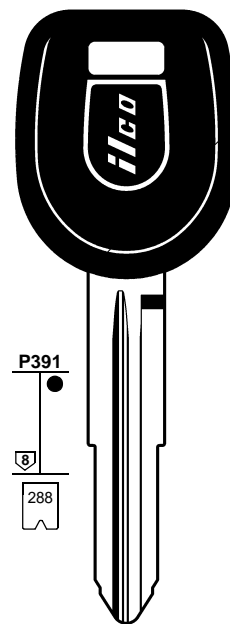
MIT11RMH

. 30010-32009



MIT11RFH

. 30010-32009

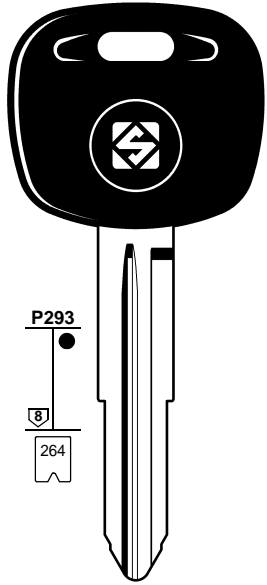


MIT8-PT

E 5001-7000
 E 7001-7700

FOR:
PER:

MITSUBISHI



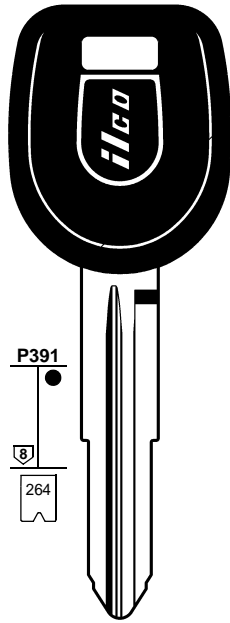
P293

264



MIT8T4

E 5001-7000
E 7001-7700



P391

264



MIT8T21

E 5001-7000
E 7001-7700



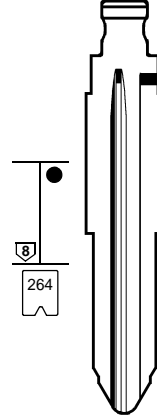
P443

264



MIT8MH

E 5001-7000
E 7001-7700



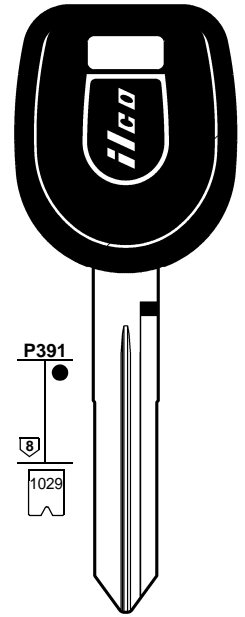
P293

264



MIT8FH

E 5001-7000
E 7001-7700



P391

1029



MIT9-PT

F 1-1571



MIT8TE

E 5001-7000
E 7001-7700

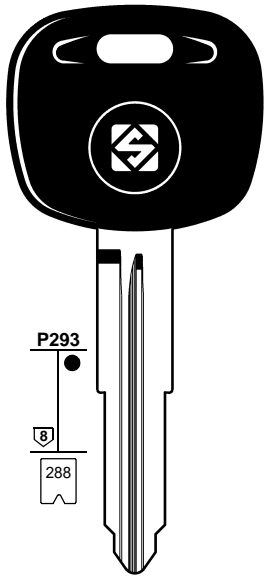


MIT8T19

E 5001-7000
E 7001-7700

FOR:
PER:

MITSUBISHI



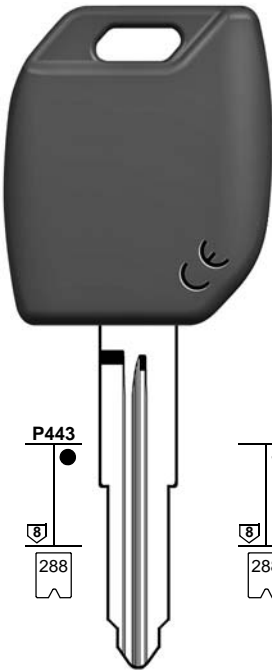
P293

288



MIT11RT4

. 30010-32009



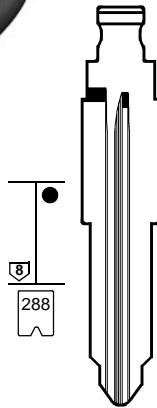
P443

288



MIT11RMH

. 30010-32009



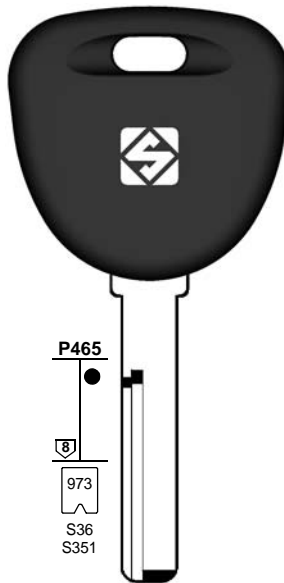
P293

288



MIT11RFH

. 30010-32009



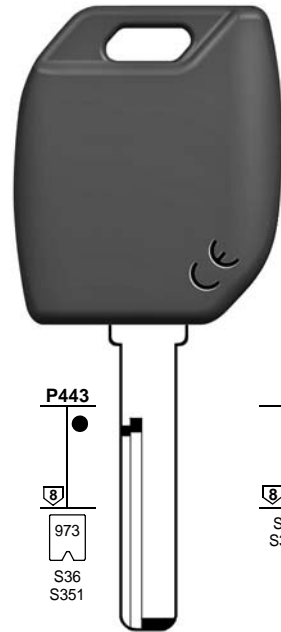
P465

973
S36
S351



HU56RTE

DH
1-4000
6001-8000



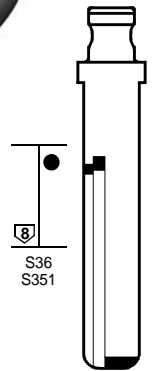
P443

973
S36
S351



HU56RMH

DH
1-4000
6001-8000



P293

973
S36
S351



HU56RFH

DH
1-4000
6001-8000

1	2	2a	3	3a	3b	e1+e2		6	42+71	72	43+44a	12	15
---	---	----	---	----	----	-------	--	---	-------	----	--------	----	----

GTI
COMPATIBLE

IGNITION



CAR MAKE MODEL	FROM	TO	SILCA REF.	SILCA REF.	SILCA REF.	COPY	GEN.	TRANSP. TYPE	FAST COPY PLUS RW4 PLUS FAST COPY/RW4	FAST COPY PLUS RW4 PLUS	FAST COPY RW4	STP	

For more info on the uses of car keys, refer to the Silca Electronic Keys Catalogue:

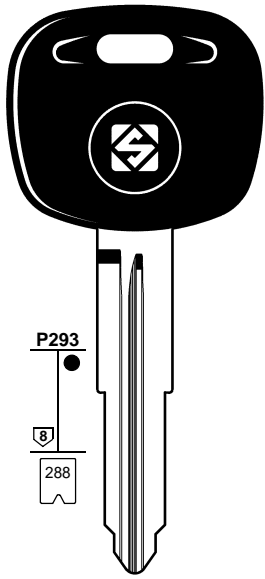


MITSUBISHI

CHALLENGER	1999	2002	MIT8MH	MIT8TE	MIT8FH	Y	Y	TEX / CR	60	Y	P-BOX		
CHALLENGER	2002	2003	MIT8T21					TEX / CR	62				
CHALLENGER	2002	2003	MIT8MH	MIT8TE	MIT8FH	Y	Y	TEX / CR	62	Y	P-BOX		
COLT	1996	2000	MIT11RT4					TEXAS	4C				
COLT	1996	2000	MIT11RMH	MIT11RTE	MIT11RFH	Y	Y	TEXAS	4C	Y	P-BOX		
COLT	2000	2003						TEX / CR	60				
COLT	2004							PH / CR2	46				
COLT	2004		HU56RMH	HU56RTE	HU56RFH	Y	Y	PH / CR2	46	Y	P-BOX		
DIAMANTE	2000	2002	MIT8-PT					TEX / CR	60				
DIAMANTE	2002	2006	MIT8T19					TEX / CR	61				
DIAMANTE	2002	2006	MIT8MH	MIT8TE	MIT8FH	Y	Y	TEX / CR	61	Y	P-BOX		
ECLIPSE	1996	2000	MIT8T4					TEXAS	4C				
ECLIPSE	1996	2000	MIT8MH	MIT8TE	MIT8FH	Y	Y	TEXAS	4C	Y	P-BOX		
ECLIPSE	2000	2002	MIT9-PT					TEX / CR	64				
ECLIPSE	2001	2005	MIT8T19					TEX / CR	61				
ECLIPSE	2001	2005	MIT8MH	MIT8TE	MIT8FH	Y	Y	TEX / CR	61	Y	P-BOX		
ECLIPSE	2006	2007						PH / CR2	46				

FOR:
PER:

MITSUBISHI

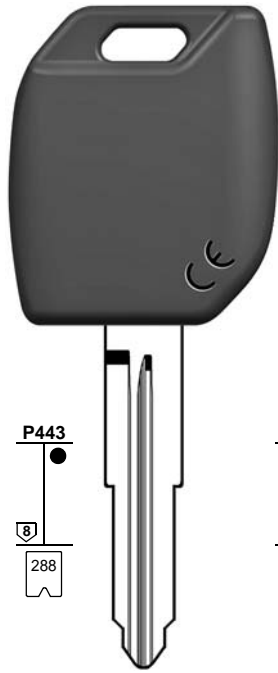


P293
288



MIT11RTE

..... 30010-32009

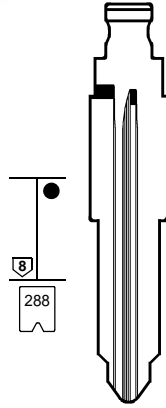


P443
288



MIT11RMH

..... 30010-32009

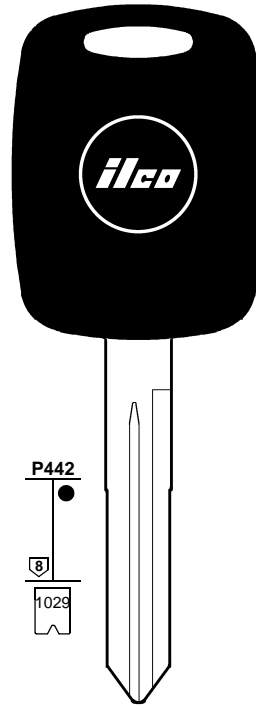


288



MIT11RFH

..... 30010-32009

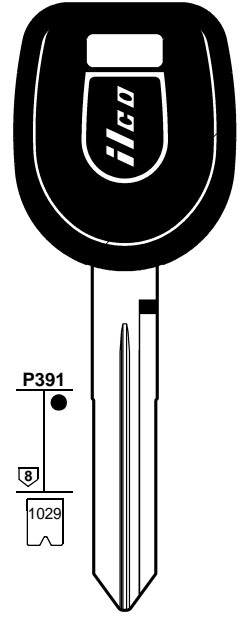


P442
1029



EK3P-MIT16

F..... 1-1571



P391
1029



MIT9-PT

F..... 1-1571



MIT11RT4

..... 30010-32009

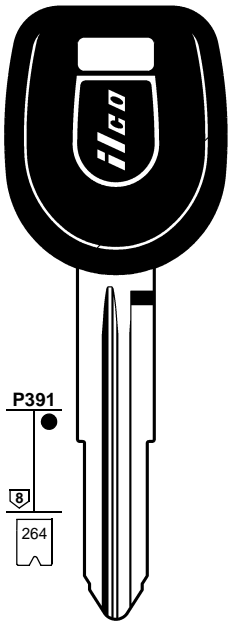


MIT11RT19

..... 30010-32009

FOR:
PER:

MITSUBISHI

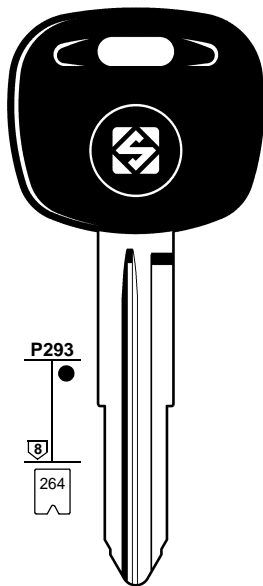


P391
264



MIT8-PT

E..... 5001-7000
E..... 7001-7700



P293
264



MIT8T4

E..... 5001-7000
E..... 7001-7700

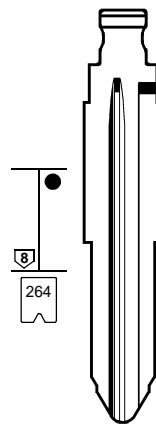


P443
264



MIT8MH

E..... 5001-7000
E..... 7001-7700

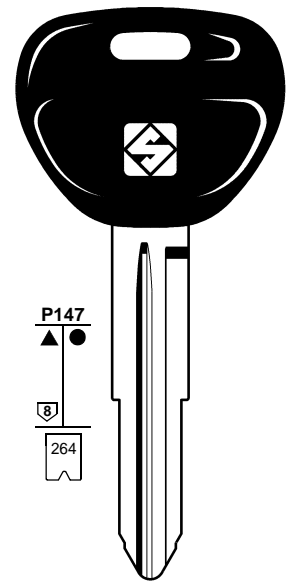


264



MIT8FH

E..... 5001-7000
E..... 7001-7700



P147
264



MIT8AP

E..... 5001-7000
E..... 7001-7700



MIT8TE

E..... 5001-7000
E..... 7001-7700



MIT8T19

E..... 5001-7000
E..... 7001-7700

1	2	2a	3	3a	3b	e1+e2		6	42+71	72	43+44a	12	15
						GTI COMPATIBLE		IGNITION					
CAR MAKE MODEL	FROM	TO	SILCA REF.	SILCA REF.	SILCA REF.	COPY	GEN.	TRANSP. TYPE	FAST COPY PLUS RW4 PLUS FAST COPY/RW4	FAST COPY PLUS RW4 PLUS	FAST COPY RW4	STP	
For more info on the uses of car keys, refer to the Silca Electronic Keys Catalogue:													
MITSUBISHI													
ECLIPSE	2006	2007	EK3P-MIT16					PH / CR2	46	Y	P-BOX		
ECLIPSE	2008	2012						PH / CR2	46				
ECLIPSE	2008	2012	MIT11RMH	MIT11RTE	MIT11RFH	Y	Y	PH / CR2	46	Y	P-BOX		
ENDEAVOR	2001	2005						TEX / CR	61				
ENDEAVOR	2006	2007						PH / CR2	46				
ENDEAVOR	2006	2007	EK3P-MIT16					PH / CR2	46	Y	P-BOX		
ENDEAVOR	2007	2011	MIT11RMH	MIT11RTE	MIT11RFH	Y	Y	PH / CR2	46	Y	P-BOX		
ENDEAVOR	2007	2011						PH / CR2	46				
EXPRESS	1996		MIT8T4					TEXAS	4C				
EXPRESS	1996		MIT8MH	MIT8TE	MIT8FH	Y	Y	TEXAS	4C	Y	P-BOX		
FOCUS	1998		MIT8T4					TEXAS	4C				
FOCUS	1998		MIT8MH	MIT8TE	MIT8FH	Y	Y	TEXAS	4C	Y	P-BOX		
GALANT	1996	2000	MIT8T4					TEXAS	4C				
GALANT	1996	2000	MIT8MH	MIT8TE	MIT8FH	Y	Y	TEXAS	4C	Y	P-BOX		
GALANT	2000	2002	MIT9-PT					TEX / CR	64				
GALANT	2002	2005	MIT8T19					TEX / CR	61				
GALANT	2002	2005	MIT8MH	MIT8TE	MIT8FH	Y	Y	TEX / CR	61	Y	P-BOX		
GALANT	2006		MIT11RMH	MIT11RTE	MIT11RFH	Y	Y	PH / CR2	46	Y	P-BOX		
GALANT	2006							PH / CR2	46				
GALANT (USA)	2002	2003						TEX / CR	61				
GALANT (USA)	2004	2007						PH / CR2	46				
GALANT (USA)	2004	2007	EK3P-MIT16					PH / CR2	46	Y	P-BOX		
GALANT (USA)	2008	2012	MIT11RMH	MIT11RTE	MIT11RFH	Y	Y	PH / CR2	46	Y	P-BOX		
GALANT (USA)	2008	2012						PH / CR2	46				
GRANDIS	2003							PH / CR2	46				
GRANDIS	2003		MIT11RMH	MIT11RTE	MIT11RFH	Y	Y	PH / CR2	46	Y	P-BOX		
I-MIEV	2010							PH / CR2	46				
I-MIEV	2010		MIT11RMH	MIT11RTE	MIT11RFH	Y	Y	PH / CR2	46	Y	P-BOX		
LANCER	1996	2003	MIT11RT4					TEXAS	4C				
LANCER	1996	2003	MIT11RMH	MIT11RTE	MIT11RFH	Y	Y	TEXAS	4C	Y	P-BOX		
LANCER	2003	2006	MIT11RT19					TEX / CR	61				
LANCER	2003	2006	MIT11RMH	MIT11RTE	MIT11RFH	Y	Y	TEX / CR	61	Y	P-BOX		
LANCER	2006							PH / CR2	46				
LANCER	2006		MIT11RMH	MIT11RTE	MIT11RFH	Y	Y	PH / CR2	46	Y	P-BOX		
LANCER EVO	2003	2006	MIT11RT19					TEX / CR	61				
LANCER SW	1996	2003	MIT11RT4					TEXAS	4C				
LANCER SW	1996	2003	MIT11RMH	MIT11RTE	MIT11RFH	Y	Y	TEXAS	4C	Y	P-BOX		
L200	1999	2002	MIT8-PT					TEX / CR	60				
L200	2002	2006	MIT8MH	MIT8TE	MIT8FH	Y	Y	TEX / CR	61	Y	P-BOX		
L200	2003	2006	MIT8T19					TEX / CR	61				
L200	2006							PH / CR2	46				
L200	2006		MIT8MH	MIT8TE	MIT8FH	Y	Y	PH / CR2	46	Y	P-BOX		
L400	1997		MIT8AP										

FOR:
PER:

MITSUBISHI

P322
S232
S24

P443
480
S24
S232
S765
S819
S853
S1001
S1122
S1150
S1356

P322
S765

P391
264

P293
264

TOY40BTE (TE KEY)
..... 1-5000

TOY40MH (MH KEY)
..... 1-5000
L..... 0001-1000
G..... 0001-2500
J..... 0001-2500
K..... 0001-2500
P..... 0001-2500
..... 30001-31200

TOY40FH (FH FLIP)
..... 1-5000
L..... 0001-1000
J..... 0001-2500

MIT14BT5
..... 30001-31200

MIT14BT14
..... 30001-31200

MIT8-PT
E..... 5001-7000
E..... 7001-7700

MIT8T4
E..... 5001-7000
E..... 7001-7700

MIT8T21
E..... 5001-7000
E..... 7001-7700

MIT8TE (TE KEY)
E..... 5001-7000
E..... 7001-7700

MIT8T19
E..... 5001-7000
E..... 7001-7700

FOR:
PER:

MITSUBISHI

P443
264

P293
288

P443
288

MIT8MH (MH KEY)
E..... 5001-7000
E..... 7001-7700

MIT8FH (FH FLIP)
E..... 5001-7000
E..... 7001-7700

MIT11RTE (TE KEY)
..... 30010-32009

















MIT11RT4
..... 30010-32009

MIT11RMH (MH KEY)
..... 30010-32009

MIT11RFH (FH FLIP)
..... 30010-32009

MIT11RT19
..... 30010-32009

MIT11RT21
..... 30010-32009

1	2	2a	3	3a	3b	e1+e2		6	42+71	72	43+44a	12	15
						GTI COMPATIBLE		IGNITION 					
CAR MAKE MODEL	FROM	TO	SILCA REF.	SILCA REF.	SILCA REF.	COPY	GEN.	TRANSP. TYPE	FAST COPY PLUS RW4 PLUS FAST COPY/RW4	FAST COPY PLUS RW4 PLUS	FAST COPY RW4	STP	
													
For more info on the uses of car keys, refer to the Silca Electronic Keys Catalogue: 													
MITSUBISHI													
MAGNA	1996	1999	MIT14BT5					PH	73	Y	Y		
MAGNA	1999	2005	MIT14BT14					PH / CR2	46				
MAGNA	1999	2005	TOY40MH	TOY40BTE	TOY40FH	Y	Y	PH / CR2	46	Y	P-BOX		
MIRAGE	1996	2002	MIT11RMH	MIT11RTE	MIT11RFH	Y	Y	TEXAS	4C	Y	P-BOX		
MIRAGE	1996	2002	MIT11RT4					TEXAS	4C				
MONTERO	1996	2000	MIT8T4					TEXAS	4C				
MONTERO	1996	2000	MIT8MH	MIT8TE	MIT8FH	Y	Y	TEXAS	4C	Y	P-BOX		
MONTERO	2001	2006	MIT8-PT					TEX / CR	60				
MONTERO	2001	2006	MIT8MH	MIT8TE	MIT8FH	Y	Y	TEX / CR	60	Y	P-BOX		
MONTERO	2002	2005	MIT8T19					TEX / CR	61				
MONTERO	2002	2003	MIT8T21					TEX / CR	62				
MONTERO	2002	2005	MIT8MH	MIT8TE	MIT8FH	Y	Y	TEX / CR	61	Y	P-BOX		
MONTERO	2002	2003	MIT8MH	MIT8TE	MIT8FH	Y	Y	TEX / CR	62	Y	P-BOX		
MONTERO IO	2000	2006	MIT11RT19					TEX / CR	61				
MONTERO IO	2000	2006	MIT11RMH	MIT11RTE	MIT11RFH	Y	Y	TEX / CR	61	Y	P-BOX		
MONTERO SPORT	2000	2002	MIT8MH	MIT8TE	MIT8FH	Y	Y	TEX / CR	60	Y	P-BOX		
MONTERO SPORT	2000	2002	MIT8-PT					TEX / CR	60				
MONTERO SPORT	2001	2004	MIT8T21					TEX / CR	62				
MONTERO SPORT	2001	2004	MIT8MH	MIT8TE	MIT8FH	Y	Y	TEX / CR	62	Y	P-BOX		
MONTERO SPORT	2002	2005	MIT8T19					TEX / CR	61				
MONTERO SPORT	2002	2005	MIT8MH	MIT8TE	MIT8FH	Y	Y	TEX / CR	61	Y	P-BOX		
NATIVA	2001	2002	MIT8-PT					TEX / CR	60				
NIMBUS	1998	1999	MIT8T4					TEXAS	4C				
NIMBUS	1998	1999	MIT8MH	MIT8TE	MIT8FH	Y	Y	TEXAS	4C	Y	P-BOX		
NIMBUS	1999	2002						TEX / CR	60				
OUTLANDER	2000	2003	MIT8-PT					TEX / CR	60				
OUTLANDER	2000	2003	MIT8MH	MIT8TE	MIT8FH	Y	Y	TEX / CR	60	Y	P-BOX		
OUTLANDER	2004	2006	MIT11RT19					TEX / CR	61				
OUTLANDER	2004	2006	MIT11RMH	MIT11RTE	MIT11RFH	Y	Y	TEX / CR	61	Y	P-BOX		
OUTLANDER	2006							PH / CR2	46				
OUTLANDER	2006		MIT11RMH	MIT11RTE	MIT11RFH	Y	Y	PH / CR2	46	Y	P-BOX		
PAJERO	1996	2000	MIT8T4					TEXAS	4C				
PAJERO	1996	2000	MIT8MH	MIT8TE	MIT8FH	Y	Y	TEXAS	4C	Y	P-BOX		
PAJERO	2000	2002	MIT8-PT					TEX / CR	60				
PAJERO	2000	2002	MIT8MH	MIT8TE	MIT8FH	Y	Y	TEX / CR	60	Y	P-BOX		
PAJERO	2002	2005	MIT8T19					TEX / CR	61				
PAJERO	2002	2003	MIT8T21					TEX / CR	62				
PAJERO	2002	2003	MIT8MH	MIT8TE	MIT8FH	Y	Y	TEX / CR	62	Y	P-BOX		
PAJERO	2002	2005	MIT8MH	MIT8TE	MIT8FH	Y	Y	TEX / CR	61	Y	P-BOX		
PAJERO	2006							PH / CR2	46				
PAJERO	2006		MIT8MH	MIT8TE	MIT8FH	Y	Y	PH / CR2	46	Y	P-BOX		
PAJERO IO	1999	2004	MIT11RT19					TEX / CR	61				
PAJERO IO	1999	2004	MIT11RMH	MIT11RTE	MIT11RFH	Y	Y	TEX / CR	61	Y	P-BOX		
PAJERO MINI [J]	1999		MIT11RT21					TEX / CR	62				
PAJERO MINI [J]	1999		MIT11RMH	MIT11RTE	MIT11RFH	Y	Y	TEX / CR	62	Y	P-BOX		
PAJERO PININ	1999	2004	MIT11RT21					TEX / CR	62				

FOR:
PER:

MITSUBISHI

P337
537
745

P462
537
745

P443
537
745

P391
264

P293
264

Y164-PT
L 1-3580
M 1-2618

CY24TE (TE KEY)
L 1-3580
M 1-2618

CY24MH (MH KEY)
L 1-3580
M 1-2618

CY24FH (FH FLIP)
L 1-3580
M 1-2618
FT 1001-3000

MIT8-PT
E 5001-7000
E 7001-7700

MIT8T4
E 5001-7000
E 7001-7700

MIT8T21
E 5001-7000
E 7001-7700

MIT8TE (TE KEY)
E 5001-7000
E 7001-7700

MIT8T19
E 5001-7000
E 7001-7700

FOR:
PER:

MITSUBISHI

P443
264

P293
288

P443
288

P322
S765

MIT8MH (MH KEY)
E 5001-7000
E 7001-7700

MIT8FH (FH FLIP)
E 5001-7000
E 7001-7700

MIT11RTE (TE KEY) 30010-32009

MIT11RT4 30010-32009

MIT11RMH (MH KEY) 30010-32009

MIT11RFH (FH FLIP) 30010-32009

MIT14BT5 30001-31200

MIT11RT19 30010-32009

MIT14BT14 30001-31200

1		2	2a	3	3a	3b	e1+e2		6	42+71	72	43+44a	12	15
						GTI COMPATIBLE		IGNITION 						
CAR MAKE MODEL	FROM	TO	SILCA REF.	SILCA REF.	SILCA REF.	COPY	GEN.	TRANSP. TYPE	FAST COPY PLUS RW4 PLUS FAST COPY/RW4	FAST COPY PLUS RW4 PLUS	FAST COPY RW4	STP		

For more info on the uses of car keys, refer to the Silca Electronic Keys Catalogue:

MITSUBISHI

PAJERO PININ	1999	2004	MIT11RT19					TEX / CR	61					
PAJERO PININ	1999	2004	MIT11RMH	MIT11RTE	MIT11RFH	Y	Y	TEX / CR	62	Y	P-BOX			
PAJERO PININ	1999	2004	MIT11RMH	MIT11RTE	MIT11RFH	Y	Y	TEX / CR	61	Y	P-BOX			
PAJERO SPORT	1999	2002	MIT8MH	MIT8TE	MIT8FH	Y	Y	TEX / CR	60	Y	P-BOX			
PAJERO SPORT	1999	2002	MIT8-PT					TEX / CR	60					
PAJERO SPORT	2002	2003	MIT8T21					TEX / CR	62					
PAJERO SPORT	2002	2003	MIT8MH	MIT8TE	MIT8FH	Y	Y	TEX / CR	62	Y	P-BOX			
PAJERO SPORT	2002	2006	MIT8T19					TEX / CR	61					
PAJERO SPORT	2002	2006	MIT8MH	MIT8TE	MIT8FH	Y	Y	TEX / CR	61	Y	P-BOX			
RAIDER	2006	2010	Y164-PT					PH / CR2	46					F
RAIDER	2006	2010	CY24MH	CY24TE	CY24FH	Y	Y	PH / CR2	46	Y	P-BOX			
SHOGUN	1996	2000	MIT8T4					TEXAS	4C					
SHOGUN	1996	2000	MIT8MH	MIT8TE	MIT8FH	Y	Y	TEXAS	4C	Y	P-BOX			
SHOGUN	2000	2002	MIT8-PT					TEX / CR	60					
SHOGUN	2000	2002	MIT8MH	MIT8TE	MIT8FH	Y	Y	TEX / CR	60	Y	P-BOX			
SHOGUN	2002	2003	MIT8T21					TEX / CR	62					
SHOGUN	2002	2005	MIT8T19					TEX / CR	61					
SHOGUN	2002	2003	MIT8MH	MIT8TE	MIT8FH	Y	Y	TEX / CR	62	Y	P-BOX			
SHOGUN	2002	2005	MIT8MH	MIT8TE	MIT8FH	Y	Y	TEX / CR	61	Y	P-BOX			
SHOGUN PININ	1999	2004	MIT11RT19					TEX / CR	61					
SHOGUN PININ	1999	2004	MIT11RMH	MIT11RTE	MIT11RFH	Y	Y	TEX / CR	61	Y	P-BOX			
SHOGUN SPORT	1999	2002	MIT8-PT					TEX / CR	60					
SHOGUN SPORT	1999	2002	MIT8MH	MIT8TE	MIT8FH	Y	Y	TEX / CR	60	Y	P-BOX			
SHOGUN SPORT	2002	2003	MIT8T21					TEX / CR	62					
SHOGUN SPORT	2002	2003	MIT8MH	MIT8TE	MIT8FH	Y	Y	TEX / CR	62	Y	P-BOX			
SPACE GEAR	1996		MIT8T4					TEXAS	4C					
SPACE GEAR	1996		MIT8MH	MIT8TE	MIT8FH	Y	Y	TEXAS	4C	Y	P-BOX			
SPACE RUNNER	1998	1999	MIT8T4					TEXAS	4C					
SPACE RUNNER	1998	1999	MIT8MH	MIT8TE	MIT8FH	Y	Y	TEXAS	4C	Y	P-BOX			
SPACE RUNNER	1999	2005	MIT8T19					TEX / CR	61					

FOR:
PER:

MITSUBISHI

P322
S232
S24

P443
480
S24
S232
S765
S819
S853
S1001
S1122
S1150
S1356

P391
480
264
S24
S232
S765
S819
S853
S1001
S1122
S1150
S1356

P293
264

P443
264

TOY40BTE (TE KEY)
..... 1-5000

TOY40MH (MH KEY)
..... 1-5000
L..... 0001-1000
G..... 0001-2500
J..... 0001-2500
K..... 0001-2500
P..... 0001-2500
..... 30001-31200

TOY40FH (FH FLIP)
..... 1-5000
L..... 0001-1000
J..... 0001-2500

MIT8-PT
E..... 5001-7000
E..... 7001-7700

MIT8T4 (TE KEY)
E..... 5001-7000
E..... 7001-7700

MIT8T19
E..... 5001-7000
E..... 7001-7700

MIT8MH (MH KEY)
E..... 5001-7000
E..... 7001-7700

MIT8TE (TE KEY)
E..... 5001-7000
E..... 7001-7700

MITSUBISHI

MOSKVITCH

NISSAN

P322
S765

1499
23
26

P395
607
Master

607

















MIT14BT5
..... 30001-31200

MIT14BT14
..... 30001-31200

NE20NP
..... A/Z 04689
..... A/Z 12357
A/Z 12357
A/Z A/Z 12357

NI02T
..... 1-22185

NSN14AT25
..... 1-22185

1	2	2a	3	3a	3b	e1+e2		6	42+71	72	43+44a	12	15
						GTI COMPATIBLE		IGNITION 					
CAR MAKE MODEL	FROM	TO	SILCA REF.	SILCA REF.	SILCA REF.	COPY	GEN.	TRANSP. TYPE	FAST COPY PLUS RW4 PLUS FAST COPY/RW4	FAST COPY PLUS RW4 PLUS	FAST COPY RW4	STP	
													
For more info on the uses of car keys, refer to the Silca Electronic Keys Catalogue: 													

MITSUBISHI

SPACE STAR	1999	2005	HU56RT30 see picture on page 220		HU56RFH see picture on page 220			PH / CR	4M				
SPACE STAR	1999		MIT8-PT					TEX / CR	60				
SPACE WAGON	1998	1999	MIT8T4					TEXAS	4C				
SPACE WAGON	1998	1999	MIT8MH	MIT8TE	MIT8FH see picture on page 220	Y	Y	TEXAS	4C	Y	P-BOX		
SPACE WAGON	1999	2003	MIT8-PT					TEX / CR	60				
SPACE WAGON	1999	2003	MIT8MH	MIT8TE	MIT8FH see picture on page 220	Y	Y	TEX / CR	60	Y	P-BOX		
TRITON	1999		MIT8-PT					TEX / CR	60				
VERADA	2000	2002	MIT8-PT					TEX / CR	60				
VERADA	2002	2003	MIT8T19					TEX / CR	61				
VERADA	2002	2003	MIT8MH	MIT8TE	MIT8FH see picture on page 220	Y	Y	TEX / CR	61	Y	P-BOX		
VERADA (AUS)	1996	2000	MIT14BT5					PH	73	Y	Y		
VERADA (AUS)	2000	2002	MIT14BT14					PH / CR2	46				
VERADA (AUS)	2000	2002	TOY40MH	TOY40BTE	TOY40FH	Y	Y	PH / CR2	46	Y	P-BOX		

MOSKVITCH

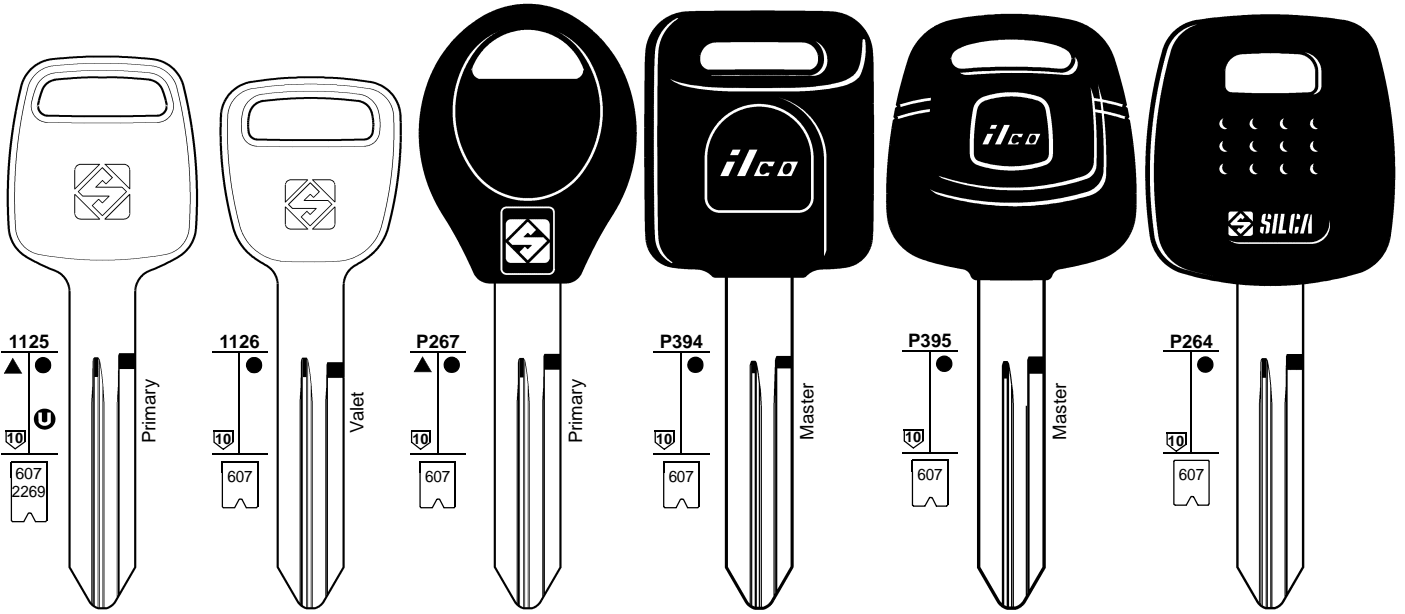
SOME MODELS	1995		NE20NP										
-------------	------	--	--------	--	--	--	--	--	--	--	--	--	--

NISSAN

350Z	2003	2009	NI02T					TEX / CR	60				
370Z	2009		SMARTKEY					PH / CR2	46				
ALMERA	1999	2000	NSN14AT25					PH / CR	41	Y	Y		

FOR:
PER:

NISSAN



NSN14
..... 1-22185

NSN15
..... 1-22185

NSN14CP
..... 1-22185

NI01T
..... 1-22185

NI02T
..... 1-22185

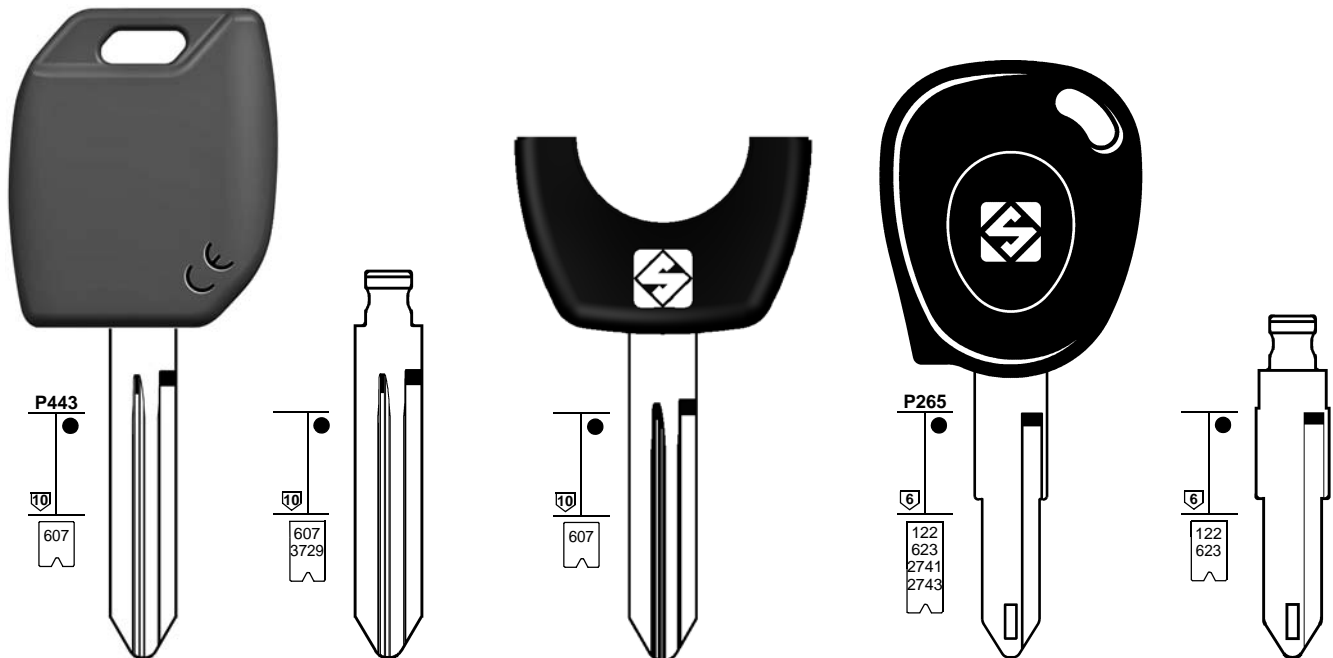
NSN14T13
..... 1-22185

NSN14T25
..... 1-22185

NSN14TE
..... 1-22185
..... 30001-37850

FOR:
PER:

NISSAN



NSN14MH
..... 1-22185
..... 30001-37850

NSN14FH
..... 1-22185



















NSN14AT13
..... 1-22185

NE73T5
..... M-N-P-R-S

NE73FH
..... M-N-P-R-S

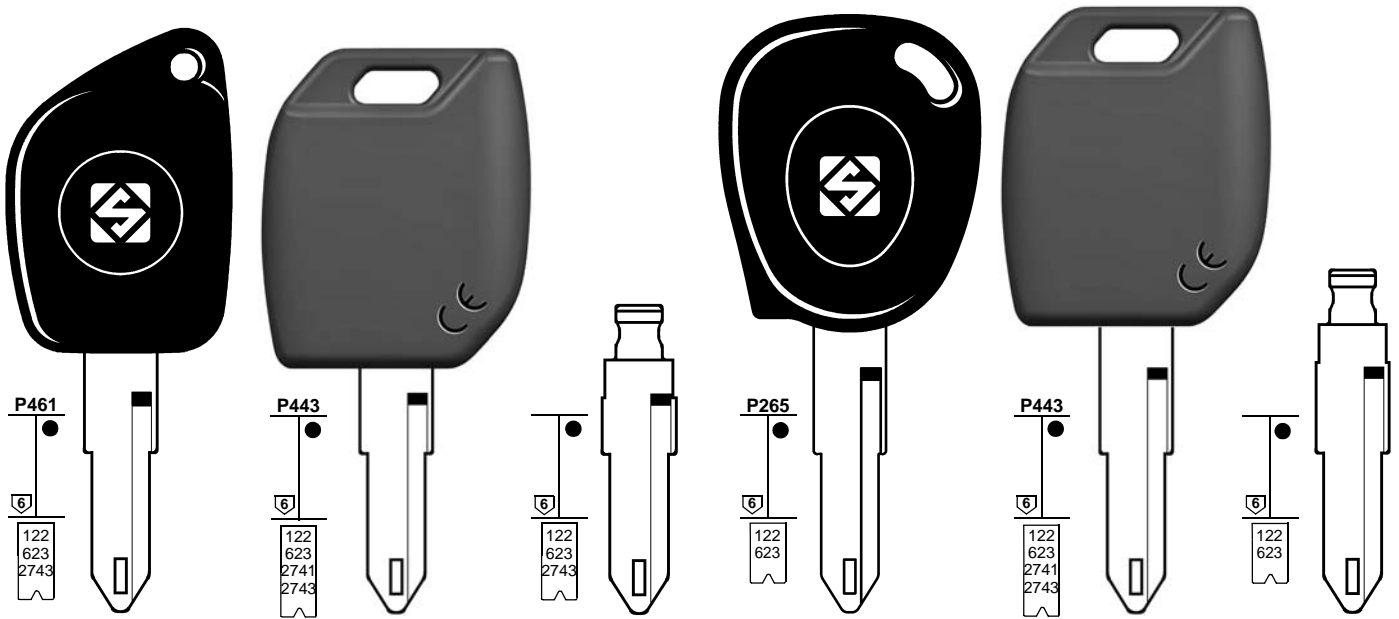
NE73T32
..... M-N-P-R-S

NEIMAN - VALEO

1	2	2a	3	3a	3b	e1+e2		6	42+71	72	43+44a	12	15
						GTI COMPATIBLE		IGNITION					
								  					
CAR MAKE MODEL	FROM	TO	SILCA REF.	SILCA REF.	SILCA REF.	COPY	GEN.	TRANSP. TYPE	FAST COPY PLUS RW4 PLUS FAST COPY/RW4	FAST COPY PLUS RW4 PLUS	FAST COPY RW4	STP	
													
For more info on the uses of car keys, refer to the Silca Electronic Keys Catalogue:													
NISSAN													
ALMERA	1999	2000	NSN14T25	NSN14TE	NSN14FH			PH / CR	41	Y	Y		
ALMERA	2000	2003	NSN14T13					TEX / CR	60				
ALMERA	2000	2003	NSN14AT13					TEX / CR	60				
ALMERA	2000	2003	NSN14MH	NSN14TE	NSN14FH	Y	Y	TEX / CR	60	Y	P-BOX		
ALMERA	2003	2006	NSN14T13					TEX / CR	XX				
ALMERA	2003	2006	NSN14MH	NSN14TE	NSN14FH	Y	Y	TEX / CR	XX	Y	P-BOX		
ALMERA TINO	2000	2003	NSN14AT13					TEX / CR	60				
ALMERA TINO	2000	2003	NSN14T13					TEX / CR	60				
ALMERA TINO	2000	2003	NSN14MH	NSN14TE	NSN14FH	Y	Y	TEX / CR	60	Y	P-BOX		
ALMERA TINO	2004	2006						PH / CR2	46				
ALMERA TINO	2004	2006	NSN14MH	NSN14TE	NSN14FH	Y		PH / CR2	46	Y	P-BOX		
ALTIMA	2001	2004	NI01T					TEX / CR	60				
CEDRIC	1995	1999	NSN14										
CEDRIC	1995	1999	NSN15										
CEDRIC	1995	1999	NSN14CP										
CEFIRO [J]	2000	2003	NI02T					TEX / CR	60				
GLORIA	1995	1999	NSN15										
GLORIA	1995	1999	NSN14CP										
GLORIA	1995	1999	NSN14										
INFINITI [J]	1997	1999						TEXAS	4C				
INTERSTAR	1998	2001	NE73T5		NE73FH			PH	33	Y	Y		
INTERSTAR	2002	2010	NE73T32					PH / CR2	46				

FOR:
PER:

NISSAN



TE KEY
NE72ATE

..... 1/9 . . . A/Z/A/Z MNPRS
..... 0/90/9 MNPRS
..... 1/9 . . . A/Z MNPRS
..... 1/9 . . . A/Z MNPRS
..... 1/9 . . . A/Z MNPRS
..... 1/9 . . . A/Z/A/Z MNPRS
..... 1/9 . . . A/Z MNPRS
..... 1/9 . . . A/Z MNPRS
..... 1/9 . . . A/Z MNPRS
..... 1/9 . . . A/Z MNPRS

MH KEY
NE72MH

..... M-N-P-R-S
..... 0/90/9 MNPRS
..... 1/9 . . . A/Z MNPRS
..... 1/9 . . . A/Z MNPRS
..... 1/9 . . . A/Z MNPRS
..... 1/9 . . . A/Z/A/Z MNPRS
..... 1/9 . . . A/Z MNPRS
..... 1/9 . . . A/Z MNPRS
..... 1/9 . . . A/Z MNPRS
..... 1/9 . . . A/Z MNPRS

FH FLIP
NE72FH

..... 1/9 . . . A/Z/A/Z MNPRS
..... 0/90/9 MNPRS
..... 1/9 . . . A/Z MNPRS
..... 1/9 . . . A/Z MNPRS
..... 1/9 . . . A/Z MNPRS
..... 1/9 . . . A/Z/A/Z MNPRS
..... 1/9 . . . A/Z MNPRS
..... 1/9 . . . A/Z MNPRS
..... 1/9 . . . A/Z MNPRS
..... 1/9 . . . A/Z MNPRS

TE KEY
NE73TE

..... M-N-P-R-S

MH KEY
NE73MH

..... M-N-P-R-S

FH FLIP
NE73FH

..... M-N-P-R-S

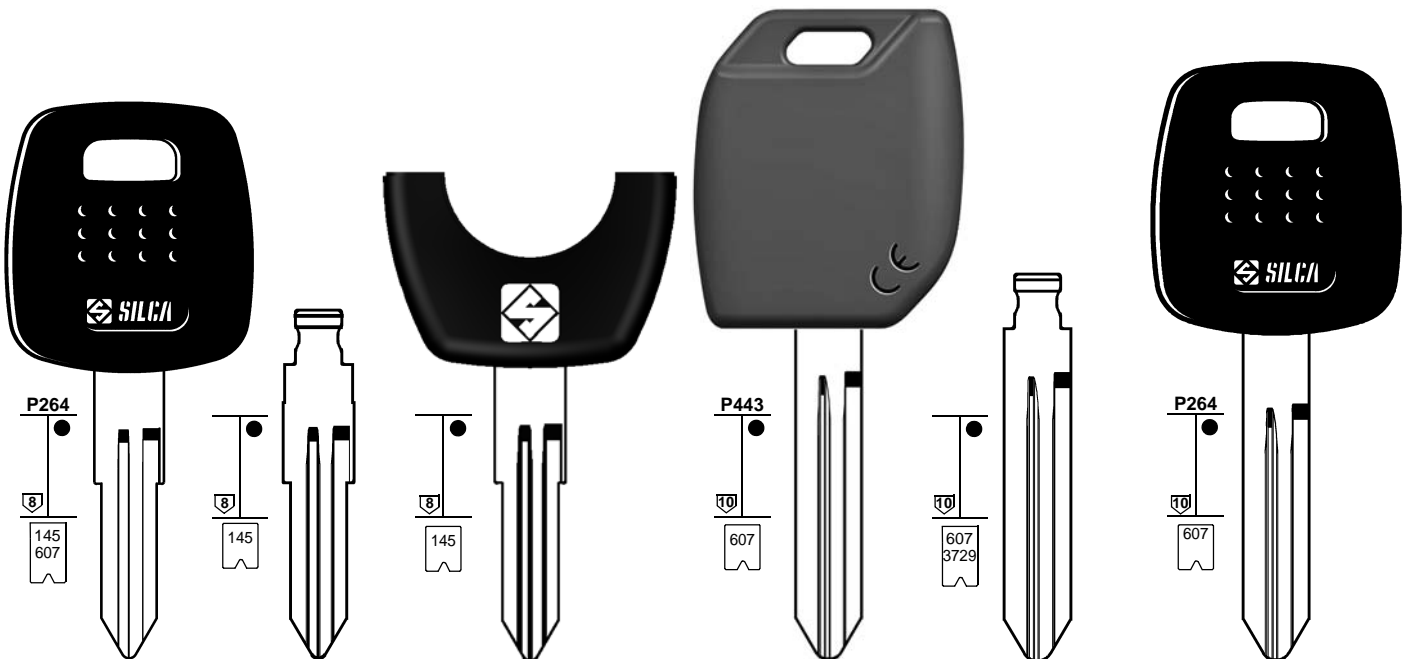
VALEO

VALEO

VALEO

FOR:
PER:

NISSAN



TE KEY
NSN11T2

X 1-8000
..... 1-22185
..... 30001-37850
X 8001-9000

FH FLIP
NSN11FH

X 1-8000
X 8001-9000

FH FLIP
NSN11AT25

X 1-8000
X 8001-9000

MH KEY
NSN14MH

..... 1-22185
..... 30001-37850

FH FLIP
NSN14FH

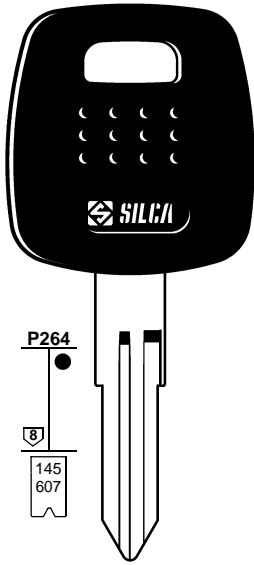
..... 1-22185

TE KEY
NSN14TE

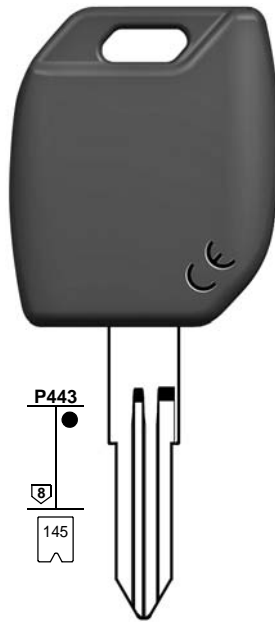
..... 1-22185
..... 30001-37850

FOR:
PER:

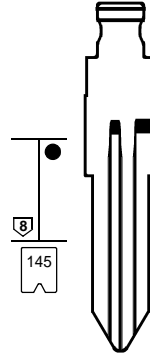
NISSAN



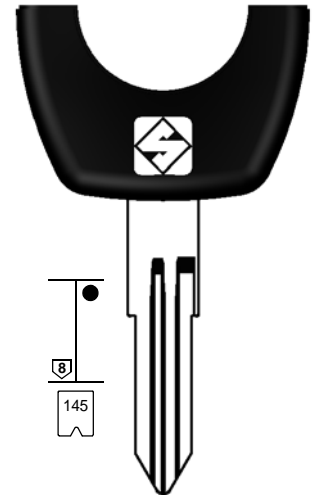
NSN11T25
X 1-8000
X 8001-9000



NSN11MH
X 1-8000
X 8001-9000



NSN11FH
X 1-8000
X 8001-9000



NSN11AT25
X 1-8000
X 8001-9000

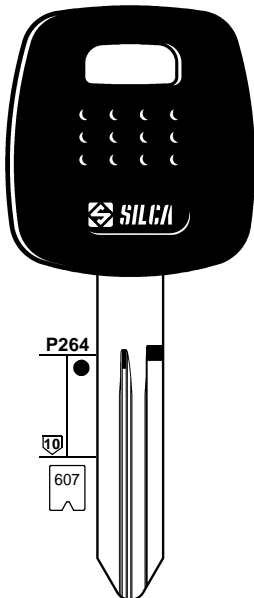
NSN11TE
X 1-8000
X 8001-9000

NSN11T13
X 1-8000
X 8001-9000

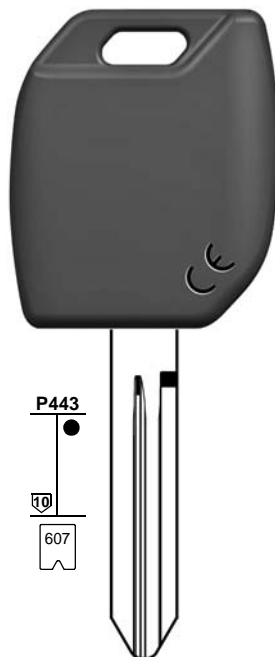
NSN11AT13
X 1-8000
X 8001-9000

FOR:
PER:

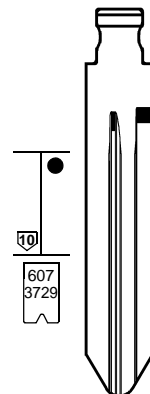
NISSAN



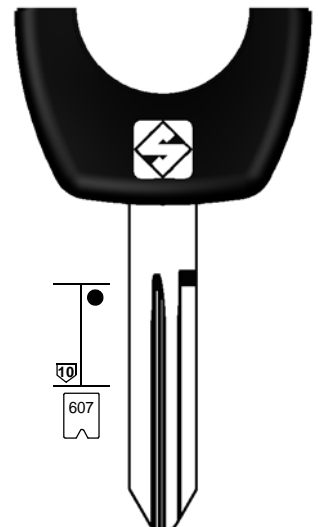
NSN14T13
..... 1-22185



NSN14MH
..... 1-22185
..... 30001-37850



NSN14FH
..... 1-22185



NSN14AT13
..... 1-22185

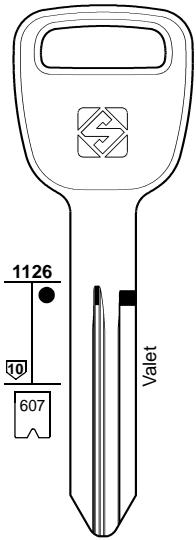
NSN14TE
..... 1-22185
..... 30001-37850

NSN14AT25
..... 1-22185

1	2	2a	3	3a	3b	e1+e2		6	42+71	72	43+44a	12	15
						GTI COMPATIBLE		IGNITION 					
CAR MAKE MODEL	FROM	TO	SILCA REF.	SILCA REF.	SILCA REF.	COPY	GEN.	TRANSP. TYPE	FAST COPY PLUS RW4 PLUS FAST COPY/RW4	FAST COPY PLUS RW4 PLUS	FAST COPY RW4	STP	
For more info on the uses of car keys, refer to the Silca Electronic Keys Catalogue:													
NISSAN													
MAXIMA	2000	2003	NSN11T25	NSN11TE	NSN11FH			PH / CR	41	Y	Y		
MICRA	1996	1998	NSN11T2		NSN11FH			PH	33	Y	Y	N-N	
MICRA	1998	2000	NSN11T25	NSN11TE	NSN11FH			PH / CR	41	Y	Y		
MICRA	1998	2000	NSN11AT25					PH / CR	41	Y	Y		
MICRA	2000	2003	NSN11T13					TEX / CR	60				
MICRA	2000	2003	NSN11AT13					TEX / CR	60				
MICRA	2000	2003	NSN11MH	NSN11TE	NSN11FH	Y	Y	TEX / CR	60	Y	P-BOX		
MICRA	2003		SMARTKEY					TEX / CR	XX				
MICRA	2003							PH / CR2	46				
MICRA	2003		NSN14MH	NSN14TE	NSN14FH	Y		PH / CR2	46	Y	P-BOX		
MICRA MARCH [J]	1996	1998	NSN11T2		NSN11FH			PH	33	Y	Y	N-N	
MICRA MARCH [J]	1998	2000	NSN11T25	NSN11TE	NSN11FH			PH / CR	41	Y	Y		
MICRA MARCH [J]	1998	2000	NSN11AT25					PH / CR	41	Y	Y		
MICRA MARCH [J]	2000	2003	NSN11AT13					TEX / CR	60				
MICRA MARCH [J]	2000	2003	NSN11T13					TEX / CR	60				
MICRA MARCH [J]	2000	2003	NSN11MH	NSN11TE	NSN11FH	Y	Y	TEX / CR	60	Y	P-BOX		
MICRA VAN	1998	2000	NSN11T25	NSN11TE	NSN11FH			PH / CR	41	Y	Y		
MICRA VAN	1998	2000	NSN11AT25					PH / CR	41	Y	Y		
MICRA VAN	2000	2003	NSN11T13					TEX / CR	60				
MICRA VAN	2000	2003	NSN11AT13					TEX / CR	60				
MICRA VAN	2000	2003	NSN11MH	NSN11TE	NSN11FH	Y	Y	TEX / CR	60	Y	P-BOX		
MURANO	2003	2007	NSN14AT13					TEX / CR	XX				
MURANO	2003	2007	NSN14T13					TEX / CR	XX				
MURANO	2003	2007	NSN14MH	NSN14TE	NSN14FH	Y	Y	TEX / CR	XX	Y	P-BOX		
MURANO	2009		SMARTKEY					PH / CR2	46				
NAVARA	2000	2003	NSN14T25	NSN14TE	NSN14FH			PH / CR	41	Y	Y		
NAVARA	2000	2003	NSN14AT25					PH / CR	41	Y	Y		
NAVARA	2003	2005	NSN14AT13					TEX / CR	60				
NAVARA	2003	2005	NSN14T13					TEX / CR	60				
NAVARA	2003	2005	NSN14T13					TEX / CR	XX				
NAVARA	2003	2005	NSN14AT13					TEX / CR	XX				
NAVARA	2003	2005	NSN14MH	NSN14TE	NSN14FH	Y	Y	TEX / CR	60	Y	P-BOX		
NAVARA	2003	2005	NSN14MH	NSN14TE	NSN14FH	Y	Y	TEX / CR	XX	Y	P-BOX		
NAVARA	2005							PH / CR2	46				
NAVARA	2005		NSN14MH	NSN14TE	NSN14FH	Y		PH / CR2	46	Y	P-BOX		
NOTE	2006							PH / CR2	46				
NOTE	2006		SMARTKEY					TEX / CR	XX				
NOTE	2006		NSN14MH	NSN14TE	NSN14FH	Y		PH / CR2	46	Y	P-BOX		
NP300	2010							PH / CR2	46				
NP300	2010		NSN14MH	NSN14TE	NSN14FH	Y		PH / CR2	46	Y	P-BOX		
NV400	2011							PH / CR2	46				

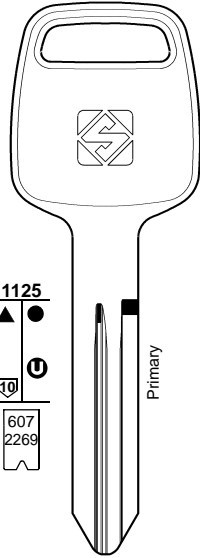
FOR:
PER:

NISSAN



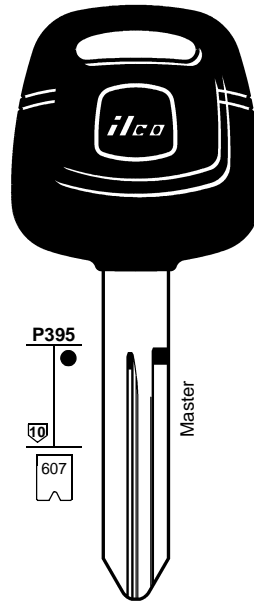
NSN15

..... 1-22185



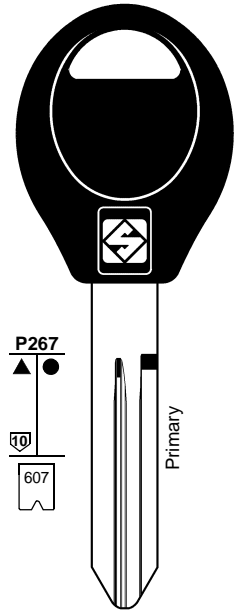
NSN14

..... 1-22185



NI02T

..... 1-22185

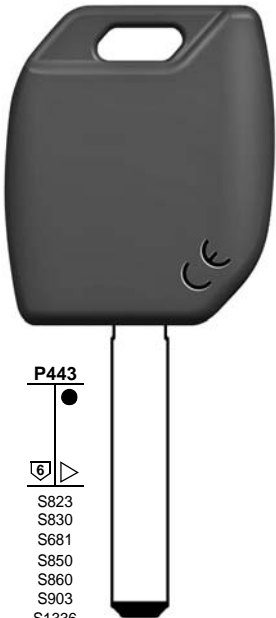


NSN14CP

..... 1-22185

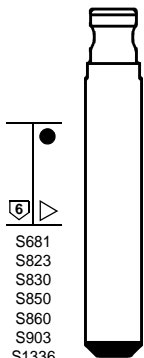
FOR:
PER:

NISSAN



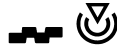
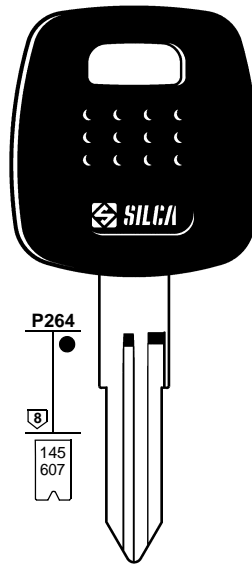
VA6MH

..... 1234Q5678H
..... ABCDEF
..... 12897-A9999



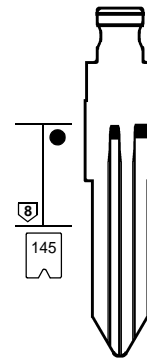
VA6FH

..... 12897-A9999
..... ABCDEF
..... 1234Q5678H



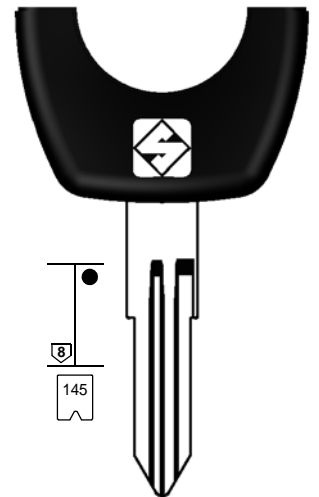
NSN11T2

X 1-8000
..... 1-22185
..... 30001-37850
X 8001-9000



NSN11T25

X 1-8000
X 8001-9000



NSN11FH

X 1-8000
X 8001-9000



NSN11AT25

X 1-8000
X 8001-9000



NSN11TE

X 1-8000
X 8001-9000

HUF - VALEO

FOR:
PER:

NISSAN



P264



NSN14T13
..... 1-22185

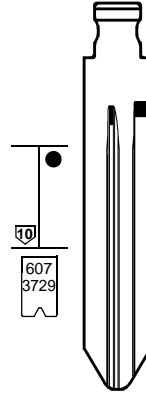
NSN14T25
..... 1-22185



P443



NSN14MH
..... 1-22185
..... 30001-37850



NSN14FH
..... 1-22185



P607



NSN14AT13
..... 1-22185

NSN14AT25
..... 1-22185

NSN14TE
..... 1-22185
..... 30001-37850

FOR:
PER:

NISSAN



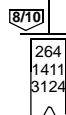
P361



HU133RT14
..... 50001-51308
U 1-2000
IP 5001-6308



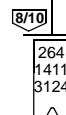
P460



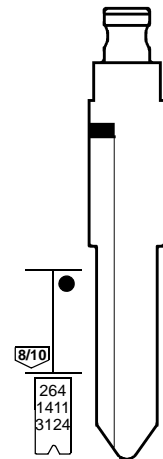
HU133RTE
..... 50001-51308
U 1-2000
IP 5001-6308



P443



HU133RMH
..... 50001-51308
U 1-2000
IP 5001-6308



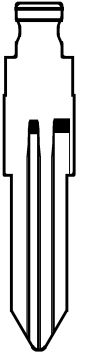

HU133RFH
..... 50001-51308
U 1-2000
IP 5001-6308

HUF

HUF

FOR:
PER:

NISSAN



P265

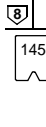

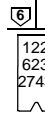
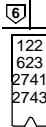
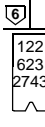
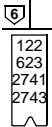
P461

P443

P264

P264

P264



NE73T32

..... M-N-P-R-S



NE72ATE

..... 1/9 . . A/Z/AZ MNPRS
..... 0/90/9 MNPRS
..... 1/9 . . A/Z MNPRS
..... 1/9 . . A/Z MNPRS
..... 1/9 . . A/Z MNPRS
..... 1/9 . . A/Z MNPRS
..... 1/9 . . A/Z MNPRS
..... 1/9 . . A/Z MNPRS



NE72MH

..... M-N-P-R-S
..... 0/90/9 MNPRS
..... 1/9 . . A/Z MNPRS
..... 1/9 . . A/Z MNPRS
..... 1/9 . . A/Z/AZ MNPRS
..... 1/9 . . A/Z MNPRS
..... 1/9 . . A/Z MNPRS
..... 1/9 . . A/Z MNPRS
..... 1/9 . . A/Z MNPRS



NE72FH

..... 1/9 . . A/Z/AZ MNPRS
..... 0/90/9 MNPRS
..... 1/9 . . A/Z MNPRS
..... 1/9 . . A/Z MNPRS
..... 1/9 . . A/Z MNPRS
..... 1/9 . . A/Z MNPRS
..... 1/9 . . A/Z MNPRS
..... 1/9 . . A/Z MNPRS



NSN11T2

X 1-8000
..... 1-22185
..... 30001-37850
X 8001-9000



NSN11FH

X 1-8000
X 8001-9000

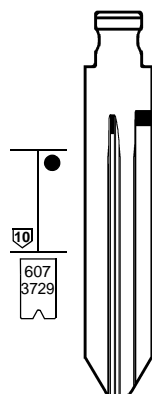
VALEO

VALEO

VALEO

FOR:
PER:

NISSAN



P264

P443

P264

P264

607

607

607

607



NSN14T13

..... 1-22185



NSN14T25

..... 1-22185



NSN14MH

..... 1-22185
..... 30001-37850



NSN14FH

..... 1-22185



NSN14AT13

..... 1-22185



NSN14TE

..... 1-22185
..... 30001-37850


















NSN14T5

..... 1-22185



NSN14AT25

..... 1-22185

1	2	2a	3	3a	3b	e1+e2	6	42+71	72	43+44a	12	15	
						GTI COMPATIBLE	IGNITION 						
CAR MAKE MODEL	FROM	TO	SILCA REF.	SILCA REF.	SILCA REF.	COPY	GEN.	TRANSP. TYPE	FAST COPY PLUS RW4 PLUS FAST COPY/RW4	FAST COPY PLUS RW4 PLUS	FAST COPY RW4	STP	
													

For more info on the uses of car keys, refer to the Silca Electronic Keys Catalogue:

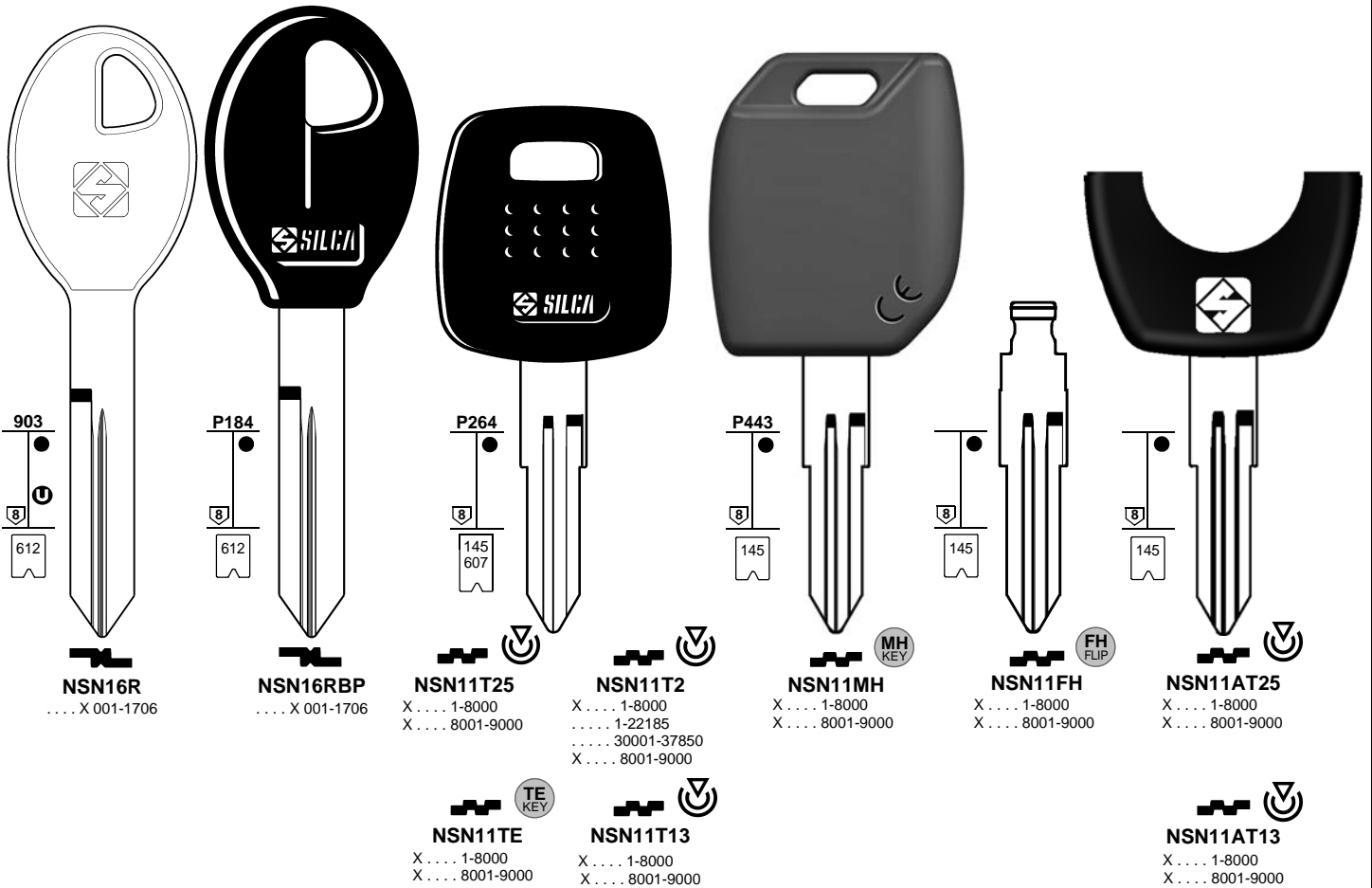


NISSAN

PRIMASTAR	2003		NE73T32					PH / CR2	46				
PRIMASTAR	2003		NE72MH	NE72ATE	NE72FH	Y	Y	PH / CR2	46	Y	P-BOX		
PRIMERA	1995	1996	NSN11T2		NSN11FH			PH	33	Y	Y	N-N	
PRIMERA	1997	1998	NSN14T5	NSN14TE	NSN14FH			PH	33	Y	Y	N-N	
PRIMERA	1998	2000	NSN14AT13					TEX / CR	60				
PRIMERA	1998	2000	NSN14T13					TEX / CR	60				
PRIMERA	1998	2000	NSN14MH	NSN14TE	NSN14FH	Y	Y	TEX / CR	60	Y	P-BOX		
PRIMERA	2000	2002	NSN14AT25					PH / CR	41	Y	Y		
PRIMERA	2000	2002	NSN14T25	NSN14TE	NSN14FH			PH / CR	41	Y	Y		
PRIMERA	2002	2008						PH / CR2	46				
PRIMERA	2002	2008	NSN14MH	NSN14TE	NSN14FH	Y		PH / CR2	46	Y	P-BOX		
PULSAR	1995	1996	NSN11T2		NSN11FH			PH	33	Y	Y	N-N	
PULSAR	1997	1998	NSN14T5	NSN14TE	NSN14FH			PH	33	Y	Y	N-N	
PULSAR	1998	2000	NSN14AT13					TEX / CR	60				
PULSAR	1998	2000	NSN14T13					TEX / CR	60				
PULSAR	1998	2000	NSN14MH	NSN14TE	NSN14FH	Y	Y	TEX / CR	60	Y	P-BOX		
PULSAR	2000	2004	NSN14T25	NSN14TE	NSN14FH			PH / CR	41	Y	Y		
PULSAR	2000	2004	NSN14AT25					PH / CR	41	Y	Y		
QASHQAI	2007							PH / CR2	46				
QASHQAI	2007		SMARTKEY					TEX / CR	XX				
QASHQAI	2007		NSN14MH	NSN14TE	NSN14FH	Y		PH / CR2	46	Y	P-BOX		

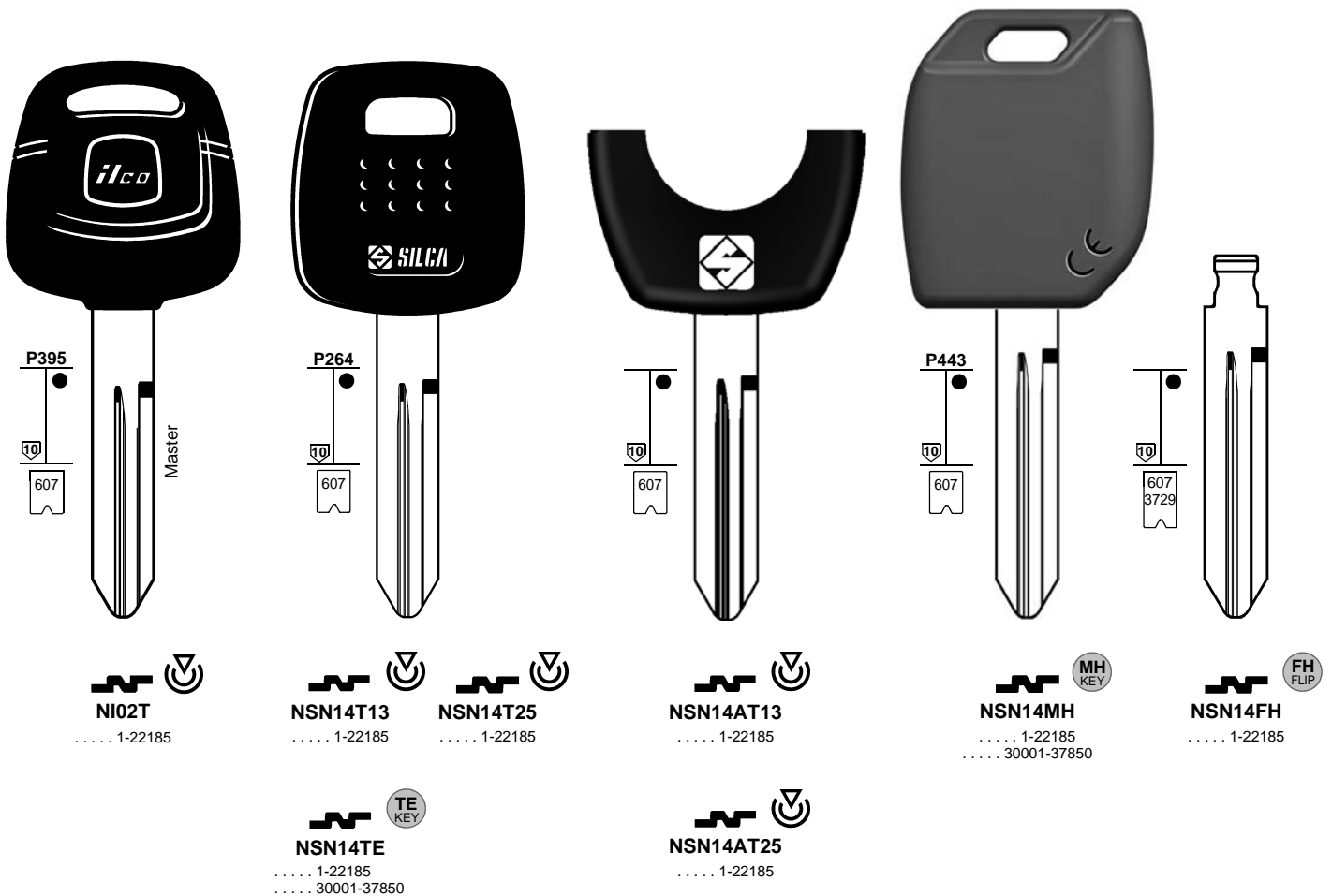
FOR:
PER:

NISSAN



FOR:
PER:

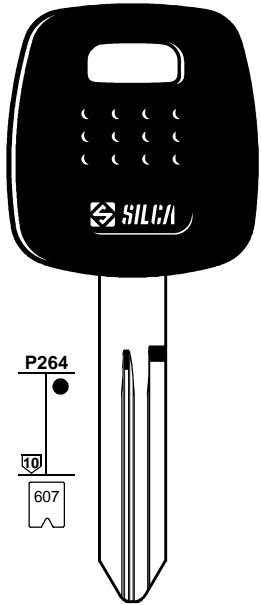
NISSAN



1	2	2a	3	3a	3b	e1+e2		6	42+71	72	43+44a	12	15
						GTI COMPATIBLE		IGNITION 					
CAR MAKE MODEL	FROM	TO	SILCA REF.	SILCA REF.	SILCA REF.	COPY	GEN.	TRANSP. TYPE	FAST COPY PLUS RW4 PLUS FAST COPY/RW4	FAST COPY PLUS RW4 PLUS	FAST COPY RW4	STP	
For more info on the uses of car keys, refer to the Silca Electronic Keys Catalogue:													
NISSAN													
QUEST	1996	2003	NSN16R										
QUEST	1996	2003	NSN16RBP										
SENTRA	2000	2006	NI02T					TEX / CR	60				
SERENA	1996	1999	NSN11T2		NSN11FH			PH	33	Y	Y	N-N	
SUNNY [J]	1996	1998	NSN11T2		NSN11FH			PH	33	Y	Y	N-N	
TERRANO II	1995	1998	NSN11T2		NSN11FH			PH	33	Y	Y	N-N	
TERRANO II	1998	2001	NSN11T25	NSN11TE	NSN11FH			PH / CR	41	Y	Y		
TERRANO II	1998	2001	NSN11AT25					PH / CR	41	Y	Y		
TERRANO II	2002	2006	NSN11T13					TEX / CR	60				
TERRANO II	2002	2006	NSN11AT13					TEX / CR	60				
TERRANO II	2002	2006	NSN11MH	NSN11TE	NSN11FH	Y	Y	TEX / CR	60	Y		P-BOX	
VANETTE	2000		NSN11T13					TEX / CR	60				
VANETTE	2000		NSN11AT13					TEX / CR	60				
VANETTE	2000		NSN11MH	NSN11TE	NSN11FH	Y	Y	TEX / CR	60	Y		P-BOX	
VANETTE CARGO	1996	1999	NSN11T2		NSN11FH			PH	33	Y	Y	N-N	
VANETTE CARGO	1999	2000	NSN11AT25					PH / CR	41	Y	Y		
VANETTE CARGO	1999	2000	NSN11T25	NSN11TE	NSN11FH			PH / CR	41	Y	Y		
VANETTE CARGO	2000		NSN11AT13					TEX / CR	60				
VANETTE CARGO	2000		NSN11T13					TEX / CR	60				
VANETTE CARGO	2000		NSN11MH	NSN11TE	NSN11FH	Y	Y	TEX / CR	60	Y		P-BOX	
XTERRA	2000	2004	NSN14T13					TEX / CR	60				
XTERRA	2000	2004	NSN14MH	NSN14TE	NSN14FH	Y	Y	TEX / CR	60	Y		P-BOX	
X-TRAIL	2001	2003	NSN14AT13					TEX / CR	60				
X-TRAIL	2001	2003	NSN14T13					TEX / CR	60				
X-TRAIL	2001	2003	NSN14MH	NSN14TE	NSN14FH	Y	Y	TEX / CR	60	Y		P-BOX	
X-TRAIL	2004		NSN14T13					TEX / CR	XX				
X-TRAIL	2004		NSN14AT13					TEX / CR	XX				
X-TRAIL	2004		NSN14MH	NSN14TE	NSN14FH	Y	Y	TEX / CR	XX	Y		P-BOX	
X-TRAIL [J]	1998	2000	NSN14T25	NSN14TE	NSN14FH			PH / CR	41	Y	Y		
X-TRAIL [J]	1998	2000	NSN14AT25					PH / CR	41	Y	Y		

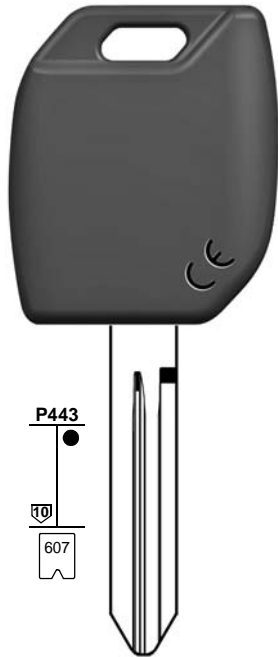
FOR:
PER:

NISSAN USA

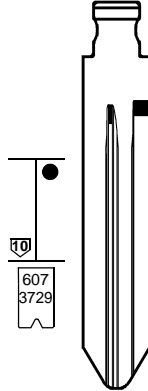


NSN14T14
..... 1-22185

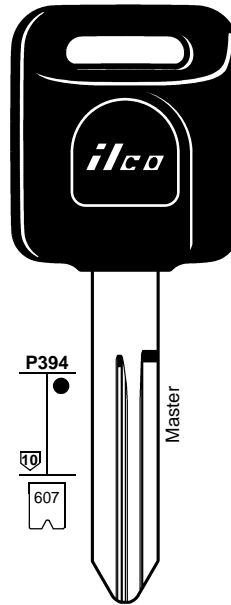
NSN14TE
..... 1-22185
..... 30001-37850



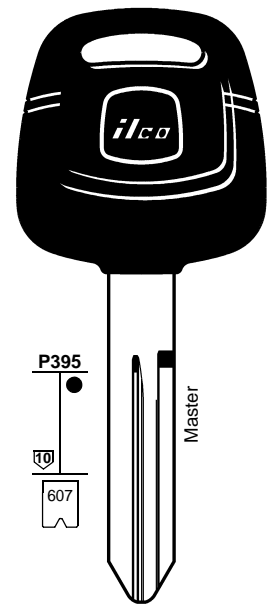
NSN14MH
..... 1-22185
..... 30001-37850



NSN14FH
..... 1-22185



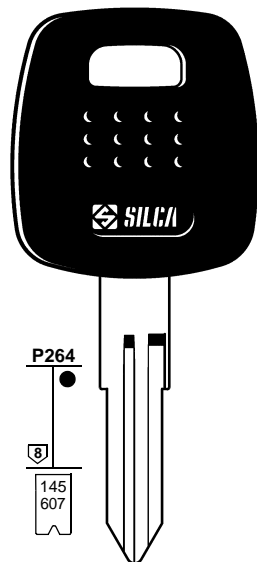
NI01T
..... 1-22185



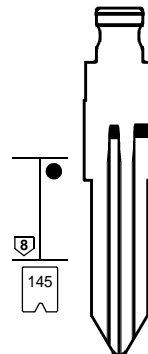
NI02T
..... 1-22185

FOR:
PER:

NISSAN USA



NSN11T2
X 1-8000
..... 1-22185
..... 30001-37850
X 8001-9000



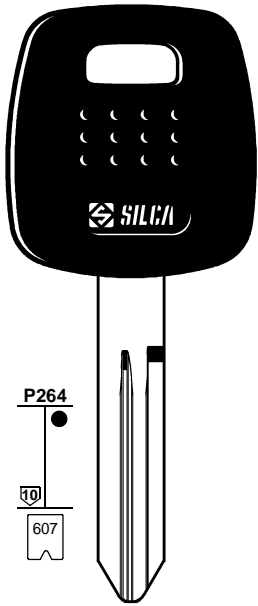
NSN11FH
X 1-8000
X 8001-9000

VALEO

1	2	2a	3	3a	3b	e1+e2		6	42+71	72	43+44a	12	15
						GTI COMPATIBLE		IGNITION					
CAR MAKE MODEL	FROM	TO	SILCA REF.	SILCA REF.	SILCA REF.	COPY	GEN.	TRANSP. TYPE	FAST COPY PLUS RW4 PLUS FAST COPY/RW4	FAST COPY PLUS RW4 PLUS	FAST COPY RW4	STP	
For more info on the uses of car keys, refer to the Silca Electronic Keys Catalogue:													
NISSAN USA													
350Z	2003	2009	NSN14T14					PH / CR2	46				
350Z	2003	2009	NSN14MH	NSN14TE	NSN14FH	Y	Y	PH / CR2	46	Y	P-BOX		
ALTIMA	2000	2004	NI01T					TEX / CR	60				
ALTIMA	2005	2006	NSN14T14					PH / CR2	46				
ALTIMA	2005	2006	NSN14MH	NSN14TE	NSN14FH	Y	Y	PH / CR2	46	Y	P-BOX		
ALTIMA	2007		SMARTKEY					PH / CR2	46				
ARMADA	2004		NSN14T14					PH / CR2	46				
ARMADA	2004		NSN14MH	NSN14TE	NSN14FH	Y	Y	PH / CR2	46	Y	P-BOX		
ARMADA	2008		SMARTKEY					PH / CR2	46				
CUBE	2009		SMARTKEY					PH / CR2	46				
CUBE	2009		NSN14T14					PH / CR2	46				
CUBE	2009		NSN14MH	NSN14TE	NSN14FH	Y	Y	PH / CR2	46	Y	P-BOX		
FRONTIER	2002	2005	NI02T					TEX / CR	60				
FRONTIER	2002	2005	NSN14MH	NSN14TE	NSN14FH	Y	Y	TEX / CR	60	Y	P-BOX		
FRONTIER	2005		NSN14T14					PH / CR2	46				
FRONTIER	2005		NSN14MH	NSN14TE	NSN14FH	Y	Y	PH / CR2	46	Y	P-BOX		
JUKE	2011		SMARTKEY					PH / CR2	46				
JUKE	2011		NSN14T14					PH / CR2	46				
JUKE	2011		NSN14MH	NSN14TE	NSN14FH	Y	Y	PH / CR2	46	Y	P-BOX		
LIVINA	2007		NSN14T14					PH / CR2	46				
LIVINA	2007		SMARTKEY					PH / CR2	46				
LIVINA	2007		NSN14MH	NSN14TE	NSN14FH	Y	Y	PH / CR2	46	Y	P-BOX		
MAXIMA	1995	2000	NSN11T2		NSN11FH			PH	33	Y	Y	N-N	
MAXIMA	2000	2003	NI02T					TEX / CR	60				
MAXIMA	2000	2003	NSN14MH	NSN14TE	NSN14FH	Y	Y	TEX / CR	60	Y	P-BOX		
MAXIMA	2004	2007	NSN14T14					PH / CR2	46				
MAXIMA	2004	2007	NSN14MH	NSN14TE	NSN14FH	Y	Y	PH / CR2	46	Y	P-BOX		
MAXIMA	2009		SMARTKEY					PH / CR2	46				
MURANO	2003	2008	NSN14T14					PH / CR2	46				
MURANO	2003	2008	NSN14MH	NSN14TE	NSN14FH	Y	Y	PH / CR2	46	Y	P-BOX		
MURANO	2005	2008	SMARTKEY					PH / CR2	46				
NV Series	2012		NSN14T14					PH / CR2	46				
NV Series	2012		NSN14MH	NSN14TE	NSN14FH	Y	Y	PH / CR2	46	Y	P-BOX		
PATHFINDER	1999	2004	NI02T					TEX / CR	60				
PATHFINDER	1999	2004	NI01T					TEX / CR	60				
PATHFINDER	2005		NSN14T14					PH / CR2	46				
PATHFINDER	2005		NSN14MH	NSN14TE	NSN14FH	Y	Y	PH / CR2	46	Y	P-BOX		
PATHFINDER	2008		SMARTKEY					PH / CR2	46				
QUEST	2004	2010	NSN14T14					PH / CR2	46				
QUEST	2004	2010	NSN14MH	NSN14TE	NSN14FH	Y	Y	PH / CR2	46	Y	P-BOX		
QUEST	2011		SMARTKEY					PH / CR2	46				
ROGUE	2007		SMARTKEY					PH / CR2	46				
ROGUE	2007		NSN14T14					PH / CR2	46				
ROGUE	2007		NSN14MH	NSN14TE	NSN14FH	Y	Y	PH / CR2	46	Y	P-BOX		
SENTRA	2000	2006	NI02T					TEX / CR	60				
SENTRA	2007		SMARTKEY					PH / CR2	46				

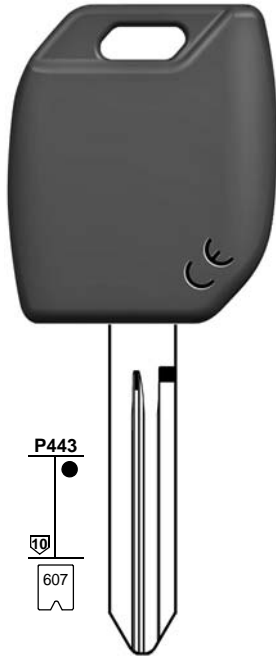
FOR:
PER:

NISSAN USA

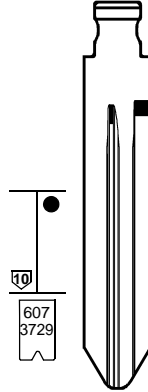



NSN14T14
..... 1-22185

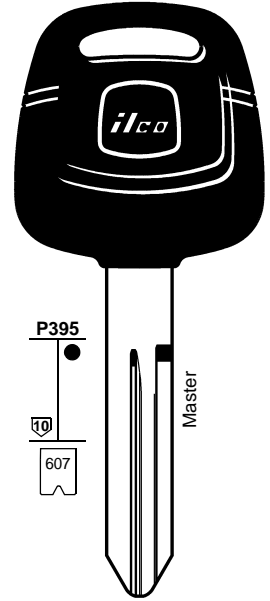

NSN14TE
..... 1-22185
..... 30001-37850




NSN14MH
..... 1-22185
..... 30001-37850



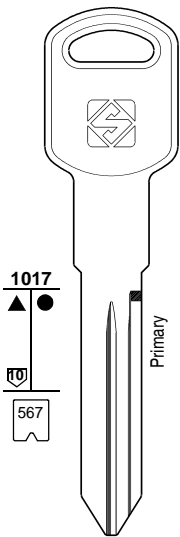

NSN14FH
..... 1-22185




NI02T
..... 1-22185

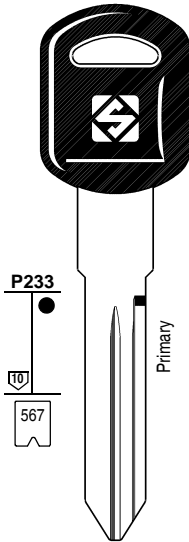
FOR:
PER:

OLDSMOBILE



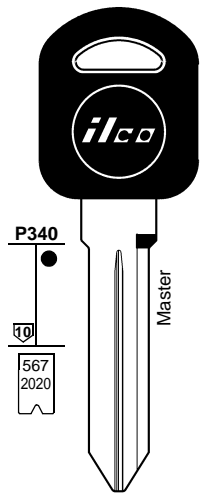
..... AA00-7T51
..... S000A-S711K


GM39



..... AA00-7T51
..... S000A-S711K

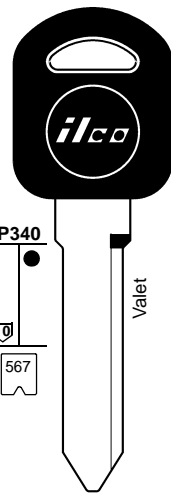

GM39EP



..... 1-1988
H..... 1-3988
O..... 5000-6999
..... S000A-S711K


B97-PT

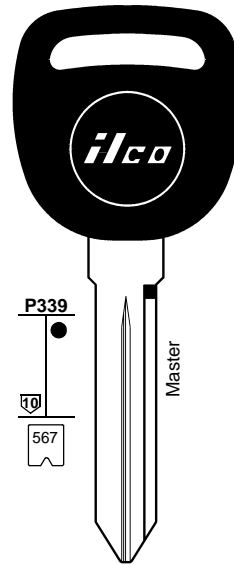

B97-PT5



..... 1-1988
H..... 1-3988
O..... 5000-6999
..... S000A-S711K


B98-PT

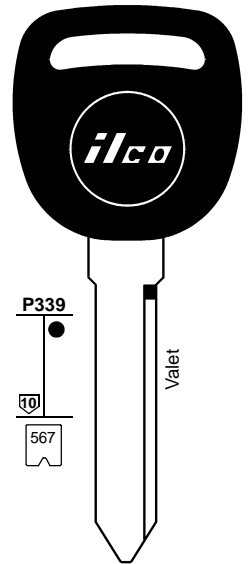

B98-PT5



..... 1-1988
H..... 1-3988
O..... 5000-6999
..... S000A-S711K


B99-PT


B99-PT5



..... 1-1988
H..... 1-3988
O..... 5000-6999
..... S000A-S711K


B100-PT


B100-PT5

**BRIGGS & STRATTON
GENERAL MOTORS**

BRIGGS & STRATTON

BRIGGS & STRATTON

1	2	2a	3	3a	3b	e1+e2	6	42+71	72	43+44a	12	15
---	---	----	---	----	----	-------	---	-------	----	--------	----	----

**GTI
COMPATIBLE**

IGNITION



CAR MAKE MODEL	FROM	TO	SILCA REF.	SILCA REF.	SILCA REF.	COPY	GEN.	TRANSP. TYPE	FAST COPY PLUS RW4 PLUS FAST COPY/RW4	FAST COPY PLUS RW4 PLUS	FAST COPY RW4	STP	

For more info on the uses of car keys, refer to the Silca Electronic Keys Catalogue:

NISSAN USA

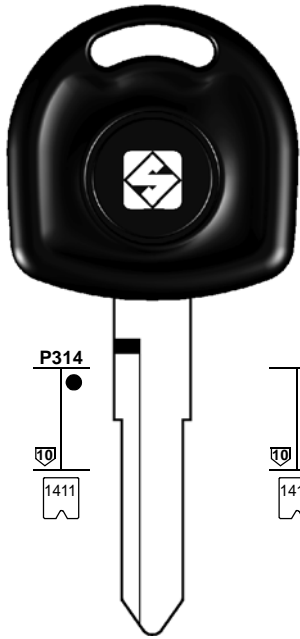
SENTRA	2007		NSN14T14					PH / CR2	46				
SENTRA	2007		NSN14MH	NSN14TE	NSN14FH	Y	Y	PH / CR2	46	Y		P-BOX	
TIIDA	2007		NSN14T14					PH / CR2	46				
TIIDA	2007		NSN14MH	NSN14TE	NSN14FH	Y	Y	PH / CR2	46	Y		P-BOX	
TITAN	2004		NSN14T14					PH / CR2	46				
TITAN	2004		NSN14MH	NSN14TE	NSN14FH	Y	Y	PH / CR2	46	Y		P-BOX	
VERSA	2007		SMARTKEY					PH / CR2	46				
VERSA	2007		NSN14T14					PH / CR2	46				
VERSA	2007		NSN14MH	NSN14TE	NSN14FH	Y	Y	PH / CR2	46	Y		P-BOX	
XTERRA	2003	2004	NI02T					TEX / CR	60				
XTERRA	2005	2012	NSN14T14					PH / CR2	46				
XTERRA	2005	2012	NSN14MH	NSN14TE	NSN14FH	Y	Y	PH / CR2	46	Y		P-BOX	
X-TRAIL	2005	2006	NI02T					TEX / CR	60				
X-TRAIL	2005	2006	NSN14MH	NSN14TE	NSN14FH	Y	Y	TEX / CR	60	Y		P-BOX	

OLDSMOBILE

ALERO	1999	2004	GM39EP										
AURORA	1995	2000	GM39										
AURORA	2001	2003	B99-PT					MEG	13				A
AURORA	2001	2003	B100-PT					MEG	13				A
AURORA	2001	2003	B100-PT5					MEG	13	Y		Y	
AURORA	2001	2003	B99-PT5					MEG	13	Y		Y	
INTRIGUE	2000	2003	GM39EP										
SILHOUETTE	1999	2004	B97-PT5					MEG	13	Y		Y	A
SILHOUETTE	1999	2004	B97-PT					MEG	13				A
SILHOUETTE	1999	2004	B98-PT5					MEG	13	Y		Y	A
SILHOUETTE	1999	2004	B98-PT					MEG	13				A

FOR:
PER:

OPEL-VAUXHALL

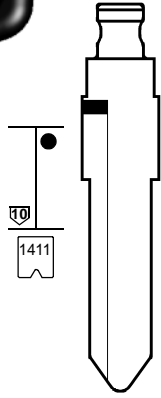


P314
1411



HU87RT5

.....
50001-51308

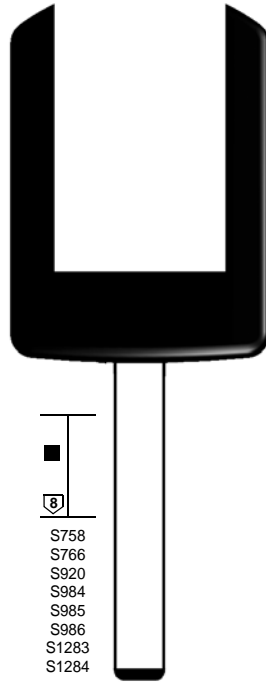


P314
1411



HU87RFH

..... 50001-51308

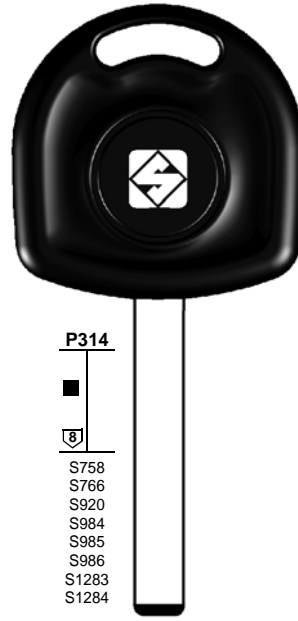


P314
8



HU100BT12

Z 1-2000
Z 2001-4000
Z 4001-6000
..... 0001-3679

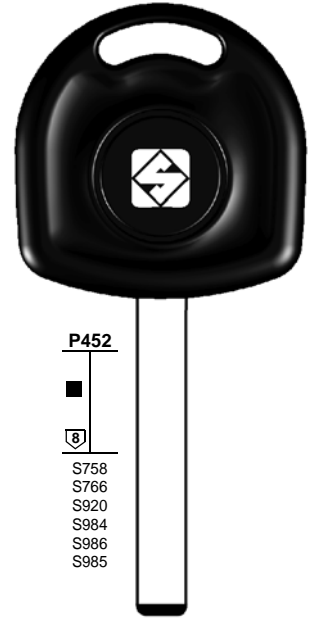


P314
8



HU100T12

Z 1-2000
Z 2001-4000
Z 4001-6000
..... 0001-3679



P452
8



HU100TE

Z 1-2000
Z 2001-4000
Z 4001-6000



HU87RT12

.....
50001-51308

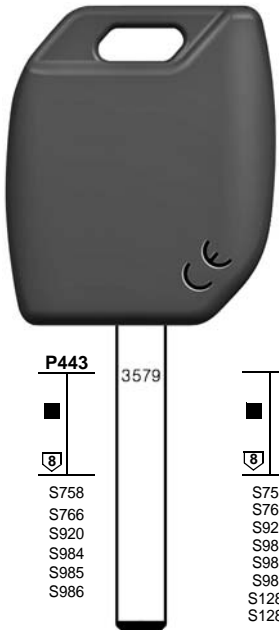
HUF - VALEO

HUF - VALEO

HUF - VALEO

FOR:
PER:

OPEL-VAUXHALL



P443
8

3579

S758
S766
S920
S984
S985
S986



HU100MH

Z 1-2000
Z 2001-4000
Z 4001-6000



P361
8

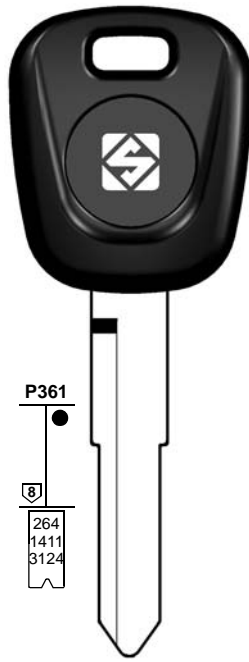
3579

S758
S766
S920
S984
S985
S986
S1283
S1284



HU100FH

Z 1-2000
Z 2001-4000
Z 4001-6000
..... 0001-3679



P361
8

264
1411
3124



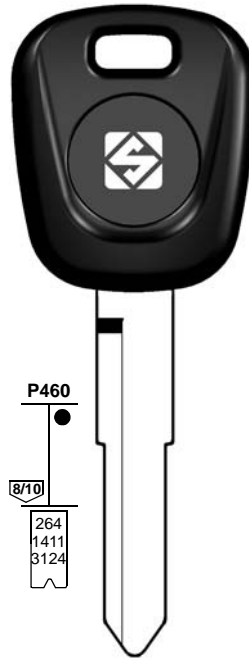
HU133RT12

..... 50001-51308



HU133RT14

..... 50001-51308
IP 5001-6308
U 1-2000



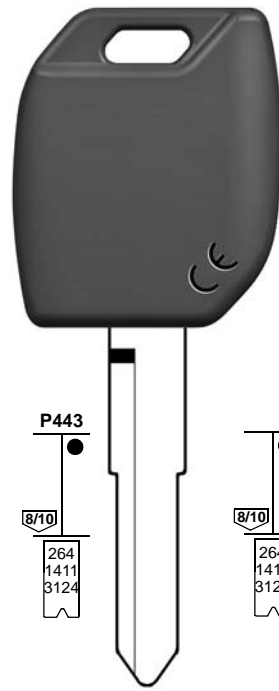
P460
8/10

264
1411
3124



HU133RTE

..... 50001-51308
U 1-2000
IP 5001-6308



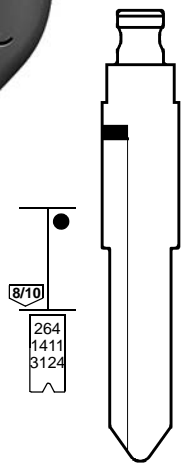
P443
8/10

264
1411
3124



HU133RMH

..... 50001-51308
U 1-2000
IP 5001-6308



P443
8/10

264
1411
3124



HU133RFH

..... 50001-51308
U 1-2000
IP 5001-6308

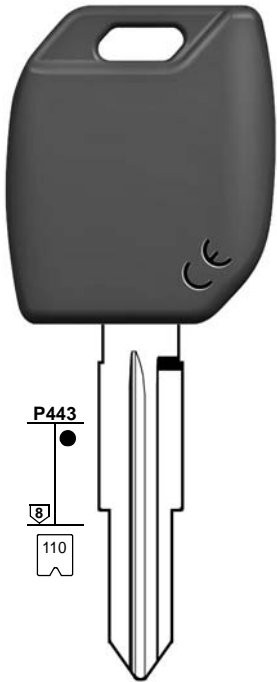
HUF - VALEO

HUF

HUF

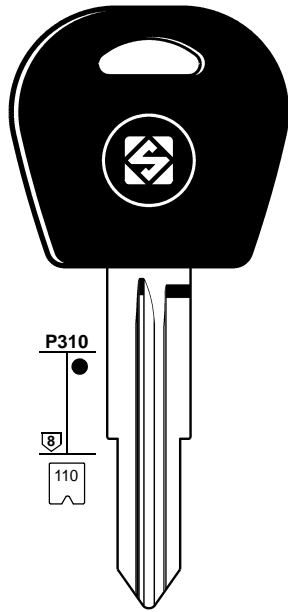
FOR:
PER:

OPEL-VAUXHALL



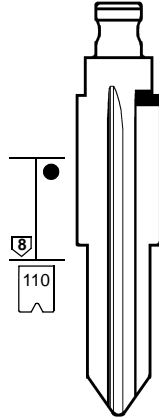
P443
8
110

DWO5MH
T 1-1200



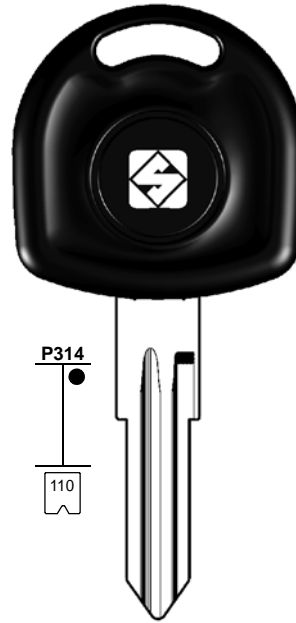
P310
8
110

DWO5TE
T 1-1200



8
110

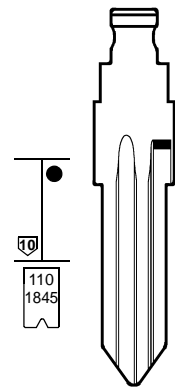
DWO5FH
T 1-1200
L 1-1200
V 1-1200
V 2001-3200



P314
8
110

HU46T2
S 1-5200
S 5298-6300

HU46T9
S 1-5200
S 5298-6300



10
110
1845

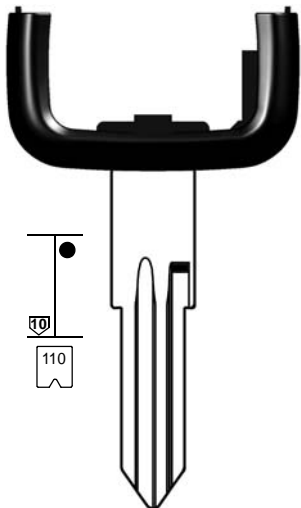
HU46FH
S 5298-6300
S 1-5200

HU46T12
S 1-5200
S 5298-6300

HUF - WITTE

FOR:
PER:

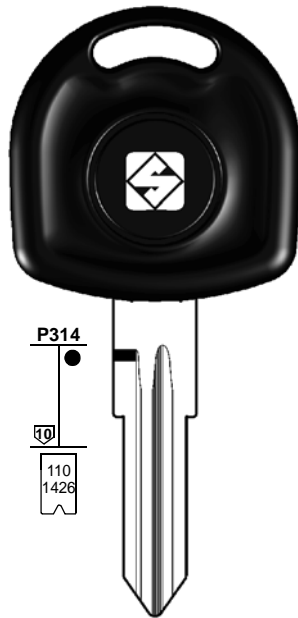
OPEL-VAUXHALL



10
110

HU46AT9
S 1-5200
S 5298-6300

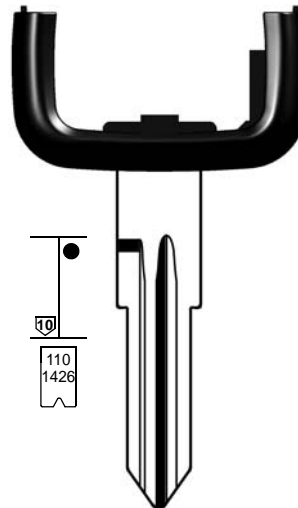
HUF - VALEO



P314
10
110
1426

HU46AT12
S 1-5200
S 5298-6300

VALEO - YMOS

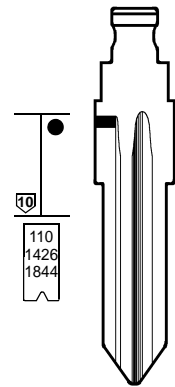


10
110
1426

YM28AT9
D 1-5200
S 1-5200
S 5298-6300
S 1002-3997
S 4000-5874

HUF - VALEO

YM28AT12
D 1-5200
S 1-5200
S 5298-6300
S 1002-3997
S 4000-5874



10
110
1426
1844

YM28FH
D 1-5200
D 1002-3997
D 4000-5874
D 1-5200

HUF - VALEO

FOR:
PER:

OPEL-VAUXHALL

YM27T2
Y
WY 1-3000

HU43T2
H 0001-3000
WH 0001-3000

HU43FH
H 1-3000
WH 1-3000
WY 1-3000
Y 1-3000

HU46T2
S 1-5200
S 5298-6300

HU46AT12
S 1-5200
S 5298-6300

HU46FH
S 5298-6300
S 1-5200

HU46T12
S 1-5200
S 5298-6300

YMOS **HUF - YMOS** **HUF** **HUF - VALEO** **WITTE**

FOR:
PER:

OPEL-VAUXHALL

HU100TE
Z 1-2000
Z 2001-4000
Z 4001-6000

HU100MH
Z 1-2000
Z 2001-4000
Z 4001-6000

HU100FH
Z 1-2000
Z 2001-4000
Z 4001-6000
..... 0001-3679

NE73T5
..... M-N-P-R-S

NE73FH
..... M-N-P-R-S

HUF - VALEO **HUF - VALEO** **NEIMAN - VALEO**

FOR:
PER:

OPEL-VAUXHALL

HU46T12
S 1-5200
S 5298-6300

HU46T2
S 1-5200
S 5298-6300

HU46T9
S 1-5200
S 5298-6300

HU46FH
S 5298-6300
S 1-5200

HU46AT9
S 1-5200
S 5298-6300

HU46BT12
S 1-5200
S 5298-6300

HU100BT12
Z 1-2000
Z 2001-4000
Z 4001-6000
..... 0001-3679

WITTE WITTE HUF - VALEO

FOR:
PER:

OPEL-VAUXHALL

HU100T12
S758
S766
S920
S984
S985
S986
S1283
S1284

HU100TE
Z 1-2000
Z 2001-4000
Z 4001-6000
..... 0001-3679
(head code P452)

HU100MH
Z 1-2000
Z 2001-4000
Z 4001-6000

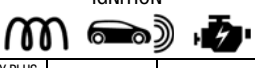















HU100FH
Z 1-2000
Z 2001-4000
Z 4001-6000
..... 0001-3679

YM28AT9
D 1-5200
S 1-5200
S 5298-6300
..... 1002-3997
..... 4000-5874

YM28T2
D 1-5200
S 1-5200
S 5298-6300
..... 1002-3997
..... 4000-5874

YM28FH
D 1-5200
..... 1002-3997
..... 4000-5874
D 1-5200

HUF - VALEO VALEO - YMOS HUF - VALEO

1	2	2a	3	3a	3b	e1+e2		6	42+71	72	43+44a	12	15
						GTI COMPATIBLE		IGNITION 					
CAR MAKE MODEL	FROM	TO	SILCA REF.	SILCA REF.	SILCA REF.	COPY	GEN.	TRANSP. TYPE	FAST COPY PLUS RW4 PLUS FAST COPY/RW4	FAST COPY PLUS RW4 PLUS	FAST COPY RW4	STP	
													
For more info on the uses of car keys, refer to the Silca Electronic Keys Catalogue: 													
OPEL-VAUXHALL													
CORSA	1995	1998	YM28T2		YM28FH			PH	33	Y	Y	S-O	
CORSA	1995	1998	HU46T2		HU46FH			PH	33	Y	Y	S-O	
CORSA	1998	1999	HU46AT9					PH / CR	40				
CORSA	1998	1999	HU46T9		HU46FH			PH / CR	40				
CORSA	1998	1999	YM28AT9					PH / CR	40				
CORSA	1998	2000	HU46T2		HU46FH			PH / CR	40	RD	RD		
CORSA	2000	2004	HU46BT12					PH / CR	40				
CORSA	2000	2004	HU46T12		HU46FH			PH / CR	40				
CORSA	2004	2006	HU100BT12					PH / CR	40				
CORSA	2004	2006	HU100T12		HU100FH			PH / CR	40				
CORSA	2006		HU100T32					PH / CR2	46				
CORSA	2006		HU100MH	HU100TE	HU100FH	Y	Y	PH / CR2	46	Y	P-BOX		

FOR:
PER:

OPEL-VAUXHALL

P299
264

P276
262

P452
S758
S766
S920
S984
S985
S986
S1283
S1284

P443
3579
S758
S766
S920
S984
S985
S986

HU100TE
Z ... 1-2000
Z ... 2001-4000
Z ... 4001-6000

HU100MH
Z ... 1-2000
Z ... 2001-4000
Z ... 4001-6000

HU100FH
Z ... 1-2000
Z ... 2001-4000
Z ... 4001-6000
... 0001-3679

GM15T5
N ... 5001-7000

HON58RT6
... 5001-8442

HON58RFH
... 5001-8442
... 10001-15000

HU100T12
Z ... 1-2000
Z ... 2001-4000
Z ... 4001-6000
... 0001-3679
(head code P314)

HUF - VALEO

FOR:
PER:

OPEL-VAUXHALL

P265
122
623
2741
2743

P265
122
623

P443
122
623
2741
2743

HU100BT12
Z ... 1-2000
Z ... 2001-4000
Z ... 4001-6000
... 0001-3679

HU46BT12
S ... 1-5200
S ... 5298-6300

NE73T5
..... M-N-P-R-S

NE73T32
..... M-N-P-R-S

NE73TE
..... M-N-P-R-S

NE73MH
..... M-N-P-R-S

NE73FH
..... M-N-P-R-S

NEIMAN - VALEO

1	2	2a	3	3a	3b	e1+e2		6	42+71	72	43+44a	12	15	
						GTI COMPATIBLE		IGNITION						
CAR MAKE MODEL	FROM	TO	SILCA REF.	SILCA REF.	SILCA REF.	COPY	GEN.	TRANSP. TYPE	FAST COPY PLUS RW4 PLUS FAST COPY/RW4	FAST COPY PLUS RW4 PLUS	FAST COPY RW4	STP		

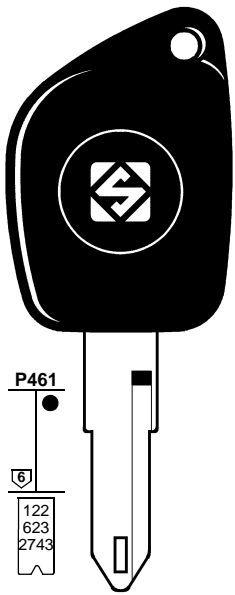
For more info on the uses of car keys, refer to the Silca Electronic Keys Catalogue:

OPEL-VAUXHALL

FRONTERA	1996	1999	GM15T5					MEG	13	Y	Y	Meg	
FRONTERA	1999	2003	HON58RT6		HON58RFH			MEG / CR	48				
INSIGNA	2008							PH / CR2	46				
INSIGNA	2008		HU100MH	HU100TE	HU100FH	Y		PH / CR2	46	Y	P-BOX		
MERIVA	2002	2004	HU46BT12					PH / CR	40				
MERIVA	2004	2010	HU100T12		HU100FH			PH / CR	40				
MERIVA	2004	2010	HU100BT12					PH / CR	40				
MERIVA	2010							PH / CR2	46				
MERIVA	2010		HU100MH	HU100TE	HU100FH	Y		PH / CR2	46	Y	P-BOX		
MOKKA	2012							PH / CR2	46				
MOKKA	2012		HU100MH	HU100TE	HU100FH	Y		PH / CR2	46	Y	P-BOX		
MOVANO	1998	2001	NE73T5		NE73FH			PH	33	Y	Y	S-O	
MOVANO	2002	2010	NE73T32					PH / CR2	46				
MOVANO	2002	2010	NE73MH	NE73TE	NE73FH	Y	Y	PH / CR2	46	Y	P-BOX		

FOR:
PER:

OPEL-VAUXHALL



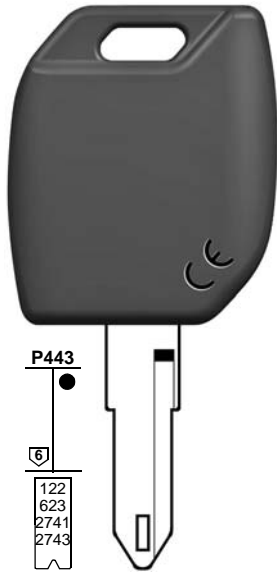
P461

122
623
2743



NE72ATE

..... 1/9 . . A/ZA/Z MNPRS
..... 0/90/9 MNPRS
..... 1/9 . . A/Z MNPRS
..... 1/9 . . A/Z MNPRS
..... 1/9 . . A/Z MNPRS
..... 1/9 . . A/Z MNPRS
..... 1/9 . . A/Z MNPRS
..... 1/9 . . A/Z MNPRS



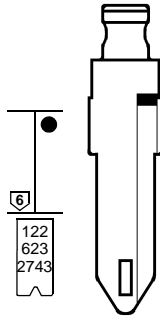
P443

122
623
2741
2743



NE72MH

..... M-N-P-R-S
..... 0/90/9 MNPRS
..... 1/9 . . A/Z MNPRS
..... 1/9 . . A/Z MNPRS
..... 1/9 . . A/ZA/Z MNPRS
..... 1/9 . . A/Z MNPRS
..... 1/9 . . A/Z MNPRS
..... 1/9 . . A/Z MNPRS
..... 1/9 . . A/Z MNPRS



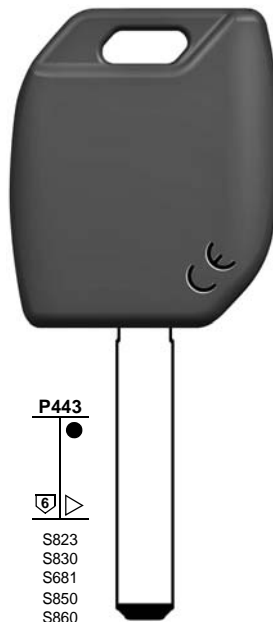
P443

122
623
2743



NE72FH

..... 1/9 . . A/ZA/Z MNPRS
..... 0/90/9 MNPRS
..... 1/9 . . A/Z MNPRS
..... 1/9 . . A/Z MNPRS
..... 1/9 . . A/Z MNPRS
..... 1/9 . . A/Z MNPRS
..... 1/9 . . A/Z MNPRS
..... 1/9 . . A/Z MNPRS



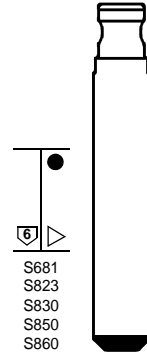
P443

S823
S830
S681
S850
S860
S903
S1336



VA6MH

..... 1234Q5678H
..... ABCDEF
..... 12897-A9999



P443

S681
S823
S830
S850
S860
S903
S1336



VA6FH

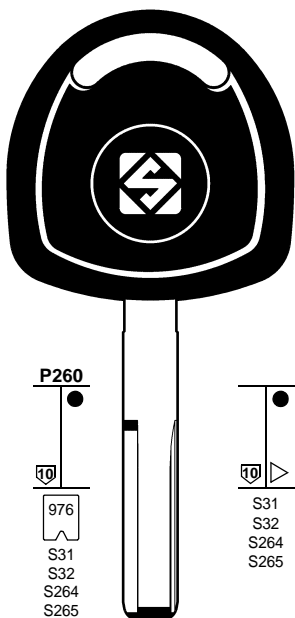
..... 12897-A9999
..... ABCDEF
..... 1234Q5678H

VALEO

HUF - VALEO

FOR:
PER:

OPEL-VAUXHALL



P260

976
S31
S32
S264
S265



HU43T2

H 0001-3000
WH 0001-3000



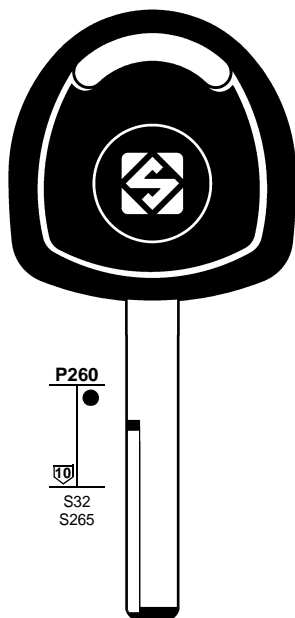
P260

S31
S32
S264
S265



HU43FH

H 1-3000
WH 1-3000
WY 1-3000
Y 1-3000



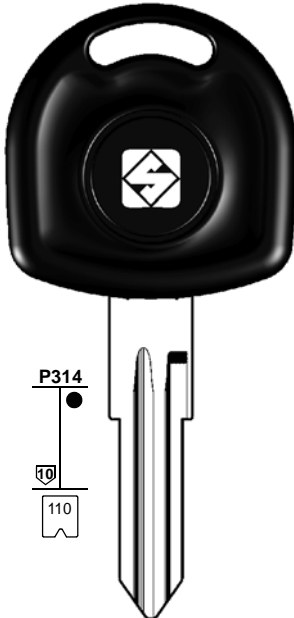
P260

S32
S265



YM27T2

Y
WY
1-3000



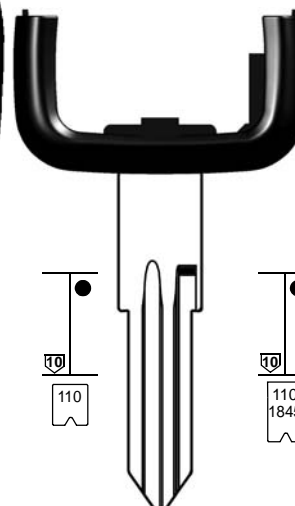
P314

110



HU46T9

S 1-5200
S 5298-6300



P314

110



HU46AT9

S 1-5200
S 5298-6300



P314

110
1845



HU46FH

S 5298-6300
S 1-5200

YMOS

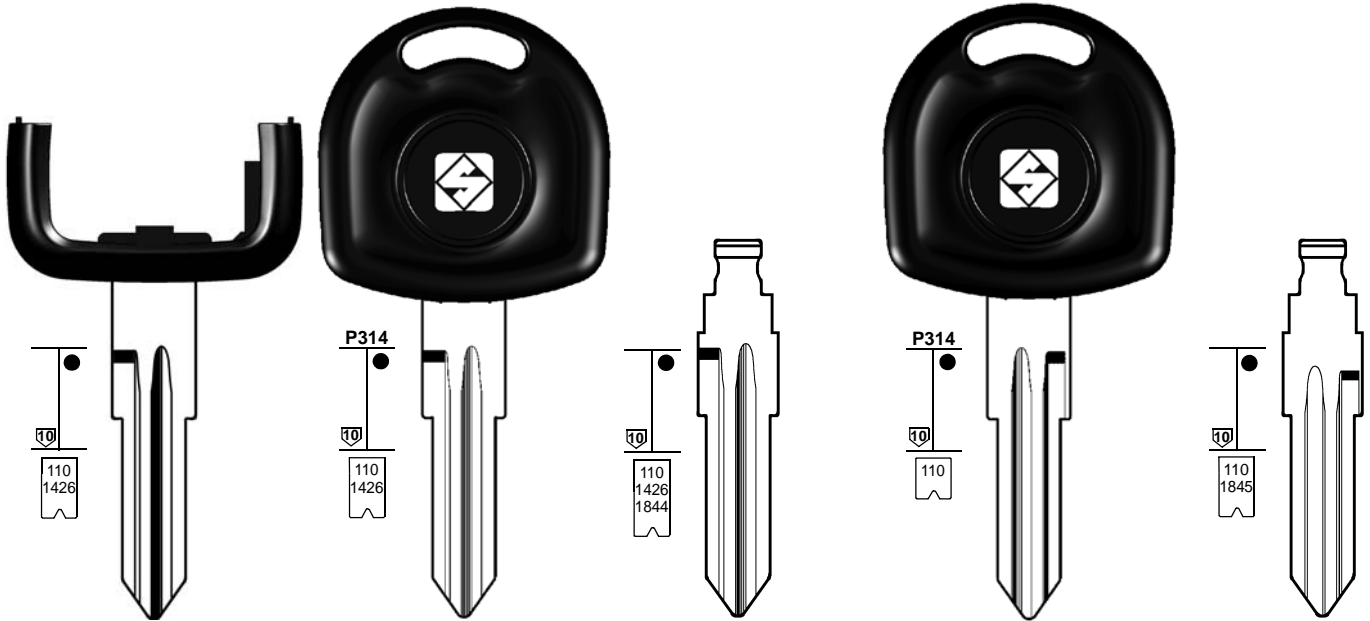
WITTE

HUF - VALEO

WITTE

FOR:
PER:

OPEL-VAUXHALL



YM28AT9

D 1-5200
 S 1-5200
 S 5298-6300
 1002-3997
 4000-5874

HUF - VALEO



YM28T2

D 1-5200
 S 1-5200
 S 5298-6300
 1002-3997
 4000-5874

HUF - VALEO



YM28FH

D 1-5200
 1002-3997
 4000-5874
 D 1-5200

HUF - VALEO



HU46T2

S 1-5200
 S 5298-6300

WITTE



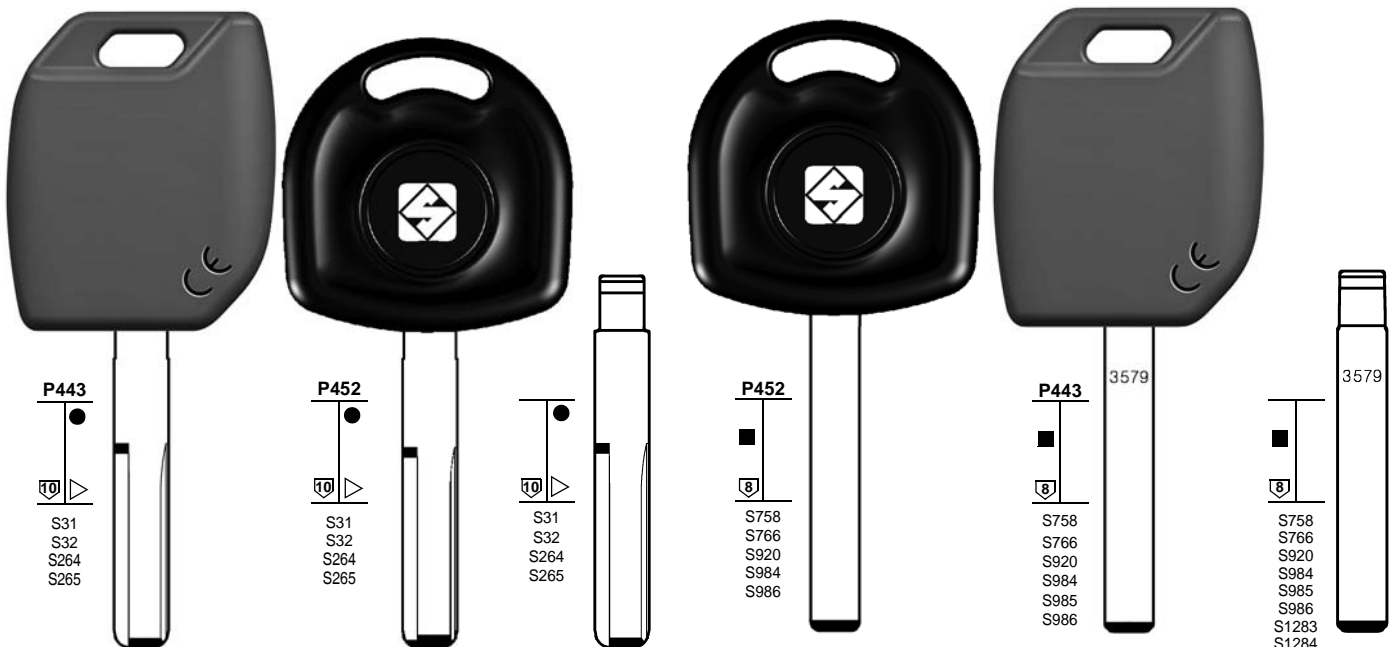
HU46FH

S 5298-6300
 S 1-5200

WITTE

FOR:
PER:

OPEL-VAUXHALL



HU43MH

H 1-3000
 WH 1-3000
 WY 1-3000
 Y 1-3000

HUF - VALEO



HU43TE

H 1-3000
 WH 1-3000
 Y 1-3000
 WY 1-3000

HUF - VALEO



HU43FH

H 1-3000
 WH 1-3000
 WY 1-3000
 Y 1-3000

HUF - VALEO



HU100TE

Z 1-2000
 Z 2001-4000
 Z 4001-6000

HUF - VALEO



HU100MH

Z 1-2000
 Z 2001-4000
 Z 4001-6000

HUF - VALEO



HU100FH

Z 1-2000
 Z 2001-4000
 Z 4001-6000
 0001-3679

HUF - VALEO

1	2	2a	3	3a	3b	e1+e2	6	42+71	72	43+44a	12	15	
						GTI COMPATIBLE		IGNITION					
CAR MAKE MODEL	FROM	TO	SILCA REF.	SILCA REF.	SILCA REF.	COPY	GEN.	TRANSP. TYPE	FAST COPY PLUS RW4 PLUS FAST COPY/RW4	FAST COPY PLUS RW4 PLUS	FAST COPY RW4	STP	
For more info on the uses of car keys, refer to the Silca Electronic Keys Catalogue:													
OPEL-VAUXHALL													
OMEGA	1998	2001	YM28AT9					PH / CR	40				
OMEGA	1998	1999	YM28T2		YM28FH			PH / CR	40	RD	RD		
OMEGA	1998	1999	HU46T2		HU46FH			PH / CR	40	RD	RD		
SIGNUM	2003	2008						PH / CR2	46				
SIGNUM	2003	2005	HU43MH	HU43TE	HU43FH	Y		PH / CR2	46	Y	P-BOX		
SIGNUM	2003	2008	HU100MH	HU100TE	HU100FH	Y		PH / CR2	46	Y	P-BOX		

FOR:
PER:

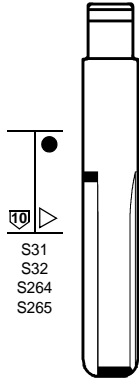
OPEL-VAUXHALL



P260

976
S31
S32

S264
S265



S31
S32
S264
S265

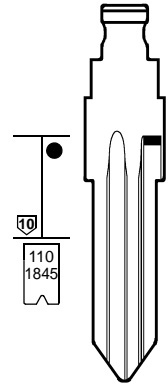


P314

110

HU46T12

S 1-5200
S 5298-6300



110
1845



HU43T2

H 0001-3000
WH 0001-3000



HU43FH

H 1-3000
WH 1-3000
WY 1-3000
Y 1-3000



HU46T2

S 1-5200
S 5298-6300



HU46T9

S 1-5200
S 5298-6300



HU46FH

S 5298-6300
S 1-5200

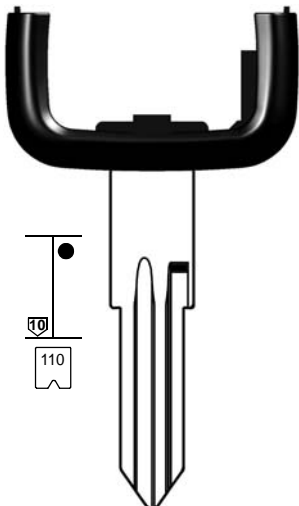
YMOS

WITTE

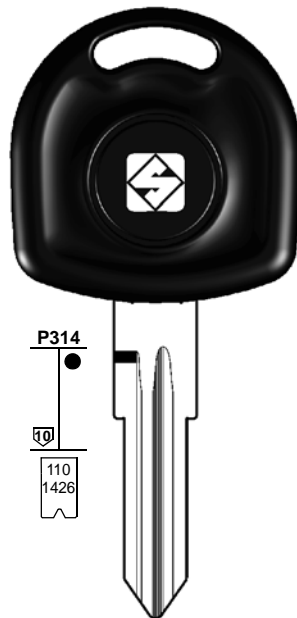
WITTE

FOR:
PER:

OPEL-VAUXHALL

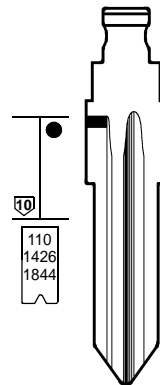


110

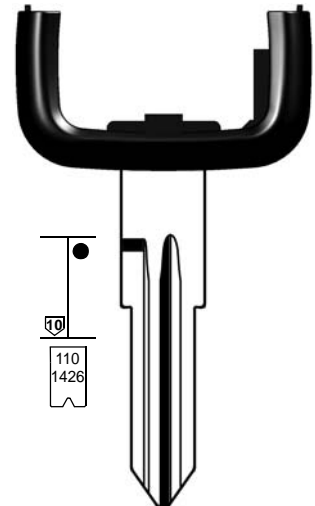


P314

110
1426



110
1426
1844



110
1426



HU46AT9

S 1-5200
S 5298-6300



HU46AT12

S 1-5200
S 5298-6300



YM28T2

D 1-5200
S 1-5200
S 5298-6300
S 1002-3997
S 4000-5874



YM28FH

D 1-5200
S 1002-3997
S 4000-5874
D 1-5200



YM28AT9

D 1-5200
S 1-5200
S 5298-6300
S 1002-3997
S 4000-5874



YM28AT12

D 1-5200
S 1-5200
S 5298-6300
S 1002-3997
S 4000-5874

HUF - VALEO

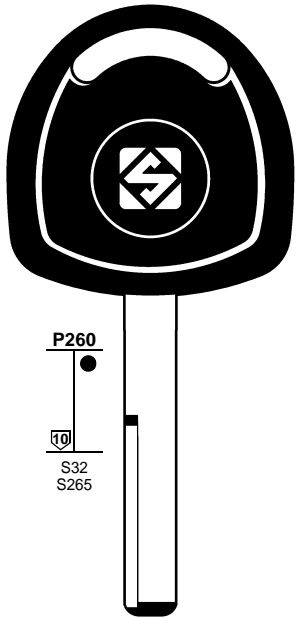
HUF - VALEO

HUF - VALEO

HUF - VALEO

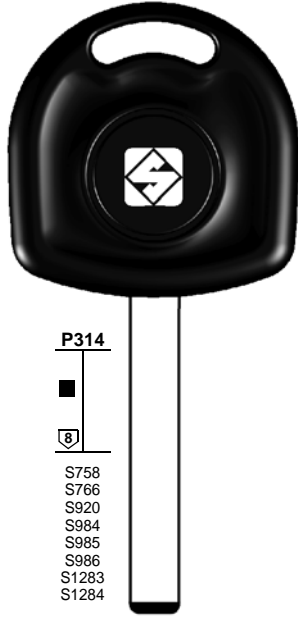
FOR:
PER:

OPEL-VAUXHALL



YM27T2
Y....
WY....
1-3000

WITTE



HU100T12
Z....1-2000
Z....2001-4000
Z....4001-6000
....0001-3679

HUF - VALEO



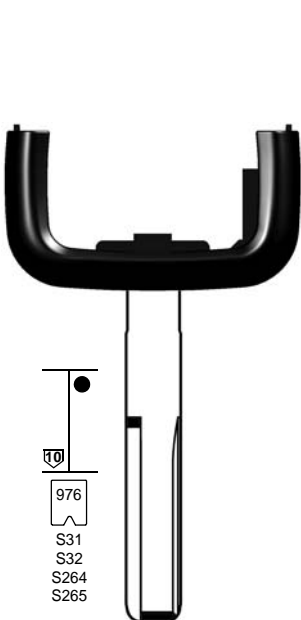
HU100FH
Z....1-2000
Z....2001-4000
Z....4001-6000
....0001-3679

HU100BT12
Z....1-2000
Z....2001-4000
Z....4001-6000
....0001-3679

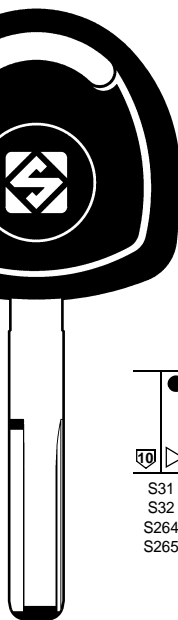
HUF - VALEO

FOR:
PER:

OPEL-VAUXHALL



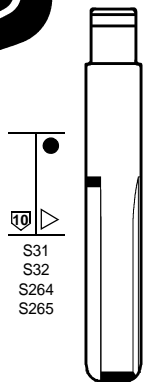
HU43AT9
H....1-3000
WH....1-3000
WY....1-3000
Y....1-3000



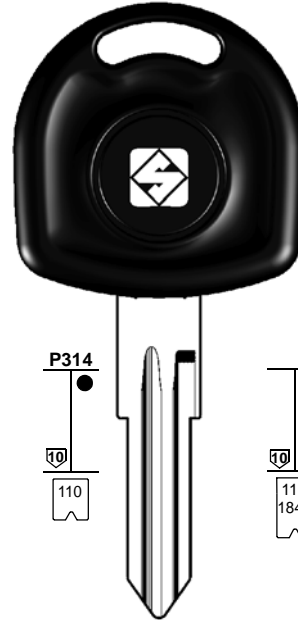
HU43T2
H....1-3000
WH....1-3000
WY....1-3000
Y....1-3000

HU43T9
H....1-3000
WH....1-3000
WY....1-3000
Y....1-3000

WITTE

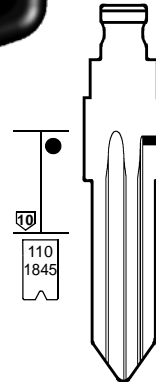


HU43FH
H....1-3000
WH....1-3000
WY....1-3000
Y....1-3000



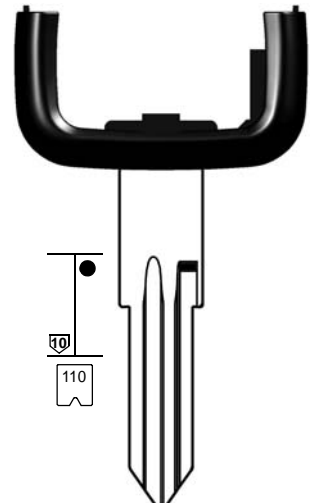
HU46T12
S....1-5200
S....5298-6300

WITTE



HU46FH
S....5298-6300
S....1-5200

WITTE



HU46AT12
S....1-5200
S....5298-6300

HUF - VALEO

1	2	2a	3	3a	3b	e1+e2	6	42+71	72	43+44a	12	15
---	---	----	---	----	----	-------	---	-------	----	--------	----	----

GTI
COMPATIBLE

IGNITION



CAR MAKE MODEL	FROM	TO	SILCA REF.	SILCA REF.	SILCA REF.	COPY	GEN.	TRANSP. TYPE	FAST COPY PLUS	FAST COPY PLUS	FAST COPY	STP
									RW4 PLUS	RW4 PLUS	RW4	

For more info on the uses of car keys, refer to the Silca Electronic Keys Catalogue:

OPEL-VAUXHALL

TIGRA	2004	2009	HU100T12		HU100FH			PH / CR	40			
TIGRA	2004	2009	HU100BT12					PH / CR	40			
VECTRA	1995	1998	YM27T2					PH	33	Y	Y	S-O
VECTRA	1995	1998	HU43T2		HU43FH			PH	33	Y	Y	S-O
VECTRA	1998	2001	HU43AT9					PH / CR	40			
VECTRA	1998	2001	HU43T9		HU43FH			PH / CR	40			
VECTRA	1998	2000	HU43T2		HU43FH			PH / CR	40	RD	RD	
VECTRA	2001	2004	HU46T12		HU46FH			PH / CR	40			
VECTRA	2001	2004	HU46AT12					PH / CR	40			

FOR:
PER:

OPEL-VAUXHALL

Key Model	Key Type	Compatible Models
HU43MH	MH KEY	H 1-3000 WH 1-3000 WY 1-3000 Y 1-3000
HU43TE	TE KEY	H 1-3000 WH 1-3000 Y 1-3000 WY 1-3000
HU43FH	FH FLIP	H 1-3000 WH 1-3000 WY 1-3000 Y 1-3000
HU100TE	TE KEY	Z 1-2000 Z 2001-4000 Z 4001-6000
HU100MH	MH KEY	Z 1-2000 Z 2001-4000 Z 4001-6000
HU100FH	FH FLIP	Z 1-2000 Z 2001-4000 Z 4001-6000 0001-3679

HUF - VALEO

HUF - VALEO

FOR:
PER:

OPEL-VAUXHALL

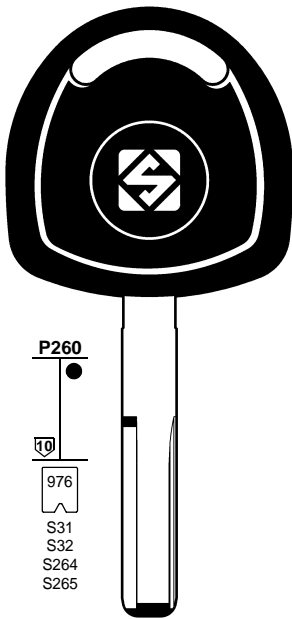
Key Model	Key Type	Compatible Models
NE73T32	MH KEY M-N-P-R-S
NE72ATE	TE KEY 1/9 . . . A/Z/AZ MNPRS 0/90/9 MNPRS 1/9 . . . A/Z MNPRS 1/9 . . . A/Z MNPRS 1/9 . . . A/Z MNPRS 1/9 . . . A/Z MNPRS 1/9 . . . A/Z MNPRS 1/9 . . . A/Z MNPRS 1/9 . . . A/Z MNPRS
NE72MH	MH KEY M-N-P-R-S 0/90/9 MNPRS 1/9 . . . A/Z MNPRS 1/9 . . . A/Z MNPRS 1/9 . . . A/Z MNPRS 1/9 . . . A/Z/AZ MNPRS 1/9 . . . A/Z MNPRS 1/9 . . . A/Z MNPRS 1/9 . . . A/Z MNPRS 1/9 . . . A/Z MNPRS 1/9 . . . A/Z MNPRS
NE72FH	FH FLIP 1/9 . . . A/Z/AZ MNPRS 0/90/9 MNPRS 1/9 . . . A/Z MNPRS 1/9 . . . A/Z MNPRS 1/9 . . . A/Z MNPRS 1/9 . . . A/Z/AZ MNPRS 1/9 . . . A/Z MNPRS 1/9 . . . A/Z MNPRS 1/9 . . . A/Z MNPRS 1/9 . . . A/Z MNPRS

VALEO

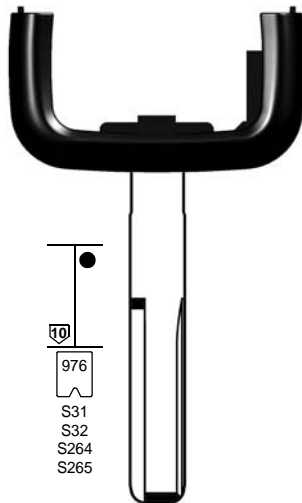
VALEO

FOR:
PER:

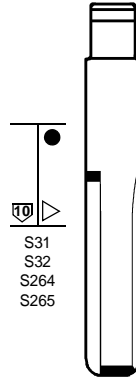
OPEL-VAUXHALL



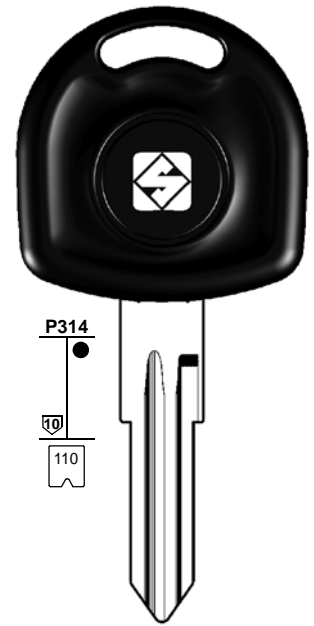
P260
976
S31
S32
S264
S265



976
S31
S32
S264
S265



P312
976
S31
S32
S264
S265



P314
110



HU43T2
H 1-3000
WH 1-3000
WY 1-3000
Y 1-3000



HU43T9
H 1-3000
WH 1-3000
WY 1-3000
Y 1-3000



HU43AT9
H 1-3000
WH 1-3000
WY 1-3000
Y 1-3000



HU43FH
H 1-3000
WH 1-3000
WY 1-3000
Y 1-3000



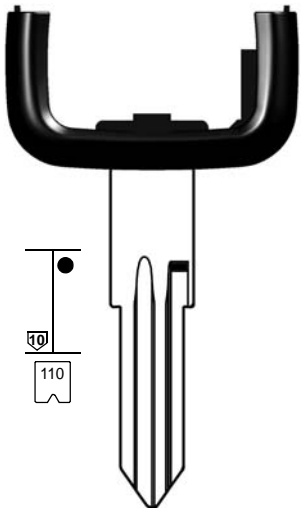
HU46T12
S 1-5200
S 5298-6300

WITTE

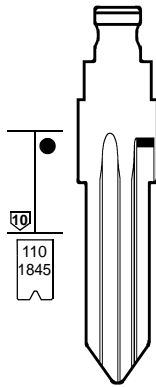
WITTE

FOR:
PER:

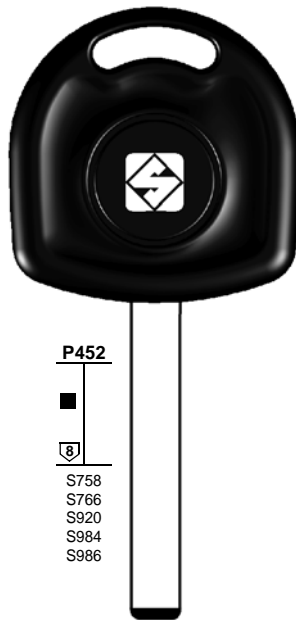
OPEL-VAUXHALL



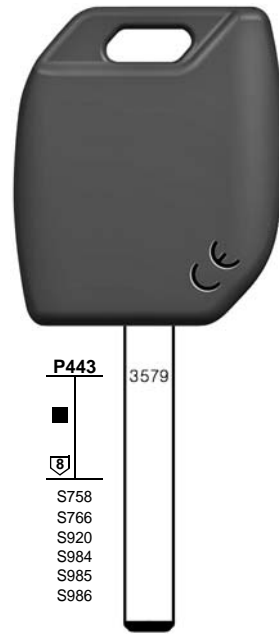
110



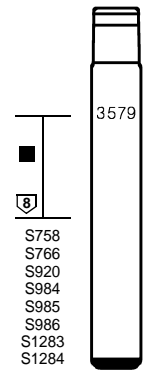
110
1845



P452
8
S758
S766
S920
S984
S986



P443
3579
8
S758
S766
S920
S984
S985
S986



3579
8
S758
S766
S920
S984
S985
S986
S1283
S1284



HU46AT12
S 1-5200
S 5298-6300



HU46FH
S 5298-6300
S 1-5200



HU100TE
Z 1-2000
Z 2001-4000
Z 4001-6000



HU100MH
Z 1-2000
Z 2001-4000
Z 4001-6000



HU100FH
Z 1-2000
Z 2001-4000
Z 4001-6000
. . . . 0001-3679

HUF - VALEO

WITTE

VALEO

VALEO

FOR:
PER:

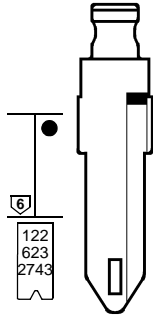
PEUGEOT



P304



.....1/9...A/Z/A Z M.N.P.R.S
.....0/90/9 M.N.P.R.S
.....1/9...A/Z M.N.P.R.S
.....1/9...A/Z M.N.P.R.S
.....1/9...A/Z M.N.P.R.S
.....1/9...A/Z M.N.P.R.S
.....1/9...A/Z M.N.P.R.S



122
623
2743



P265



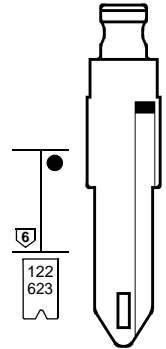
122
623



P443



122
623
2741
2743



122
623



NE72AT29



NE72AT14



NE72AT5

VALEO



NE72FH

..... 1/9 . . A/Z/A Z MNPRS
..... . 0/90/9 MNPRS
..... 1/9 . . A/Z MNPRS
..... 1/9 . . A/Z MNPRS
..... 1/9 . . A/Z MNPRS
..... 1/9 . . A/Z MNPRS
..... 1/9 . . A/Z MNPRS
..... 1/9 . . A/Z MNPRS



NE73TE

..... M-N-P-R-S



NE73MH

..... M-N-P-R-S



NE73FH

..... M-N-P-R-S

FOR:
PER:

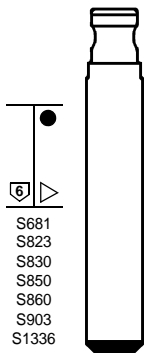
PEUGEOT



P443



S823
S830
S681
S850
S860
S903
S1336



S681
S823
S830
S850
S860
S903
S1336



P386



S620
S1117



P454



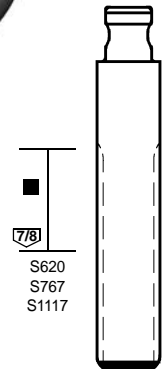
S620
S767
S1117



P443



S620
S1117



S620
S767
S1117



VA6MH

..... 1234Q5678H
..... ABCDEF
..... 12897-A9999



VA6FH

..... 12897-A9999
..... ABCDEF
..... 1234Q5678H



HU83T14

..... 1-2000



HU83TE



HU83MH

..... 1-2000


















HU83FH

..... 1-2000

HUF - VALEO

VALEO

1	2	2a	3	3a	3b	e1+e2		6	42+71	72	43+44a	12	15
						GTI COMPATIBLE		IGNITION 					
CAR MAKE MODEL	FROM	TO	SILCA REF.	SILCA REF.	SILCA REF.	COPY	GEN.	TRANSP. TYPE	FAST COPY PLUS RW4 PLUS FAST COPY/RW4	FAST COPY PLUS RW4 PLUS	FAST COPY RW4	STP	
													

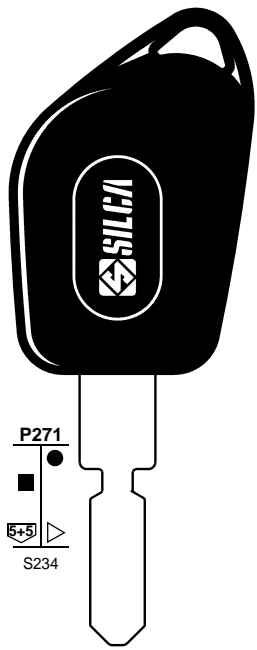
For more info on the uses of car keys, refer to the Silca Electronic Keys Catalogue: 

PEUGEOT

106	1997	2000	NE72AT5		NE72FH			PH	33	Y	Y	G-V	
106	2000	2004	NE72AT14					PH / CR2	46				
106	2000	2004	NE73MH	NE73TE	NE73FH	Y	Y	PH / CR2	46	Y	P-BOX		
107	2005							TEX / CR	70				
107	2005		VA6MH		VA6FH	Y	Y	TEX / CR	70	Y	P-BOX		
206	1998	2001	NE72AT29		NE72FH			PH / CR	45	Y	Y		
206	2001	2009	NE72AT14					PH / CR2	46				
206	2001	2009	NE73MH	NE73TE	NE73FH	Y	Y	PH / CR2	46	Y	P-BOX		
206 Cabrio	2001	2002	NE72AT29		NE72FH			PH / CR	45	Y	Y		
206 Cabrio	2002	2007	NE72AT14					PH / CR2	46				
206 Cabrio	2002	2007	NE73MH	NE73TE	NE73FH	Y	Y	PH / CR2	46	Y	P-BOX		
206 PLUS	2009		NE72AT14					PH / CR2	46				
206 PLUS	2009		NE73MH	NE73TE	NE73FH	Y	Y	PH / CR2	46	Y	P-BOX		
207	2006							PH / CR2	46				
207	2006		HU83MH	HU83TE	HU83FH	Y	Y	PH / CR2	46	Y	P-BOX		
208	2012		HU83MH	HU83TE	HU83FH	Y	Y	PH / CR2	46	Y	P-BOX		
306 [SB]	1997	2002	NE72AT5		NE72FH			PH	33	Y	Y	G-C	
306 [SC]	1997	2002	NE72AT5		NE72FH			PH	33	Y	Y	G-C	
307	2001	2009	HU83T14					PH / CR2	46				
307	2001	2009	HU83MH	HU83TE	HU83FH	Y	Y	PH / CR2	46	Y	P-BOX		
308	2007							PH / CR2	46				
308	2007		HU83MH	HU83TE	HU83FH	Y	Y	PH / CR2	46	Y	P-BOX		

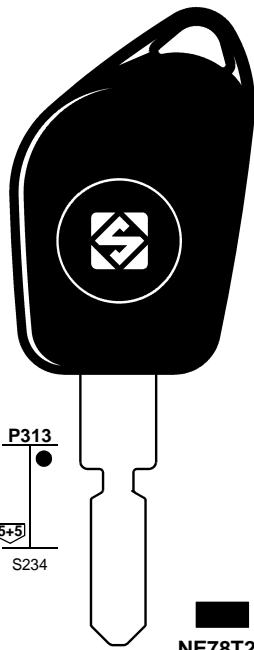
FOR:
PER:

PEUGEOT



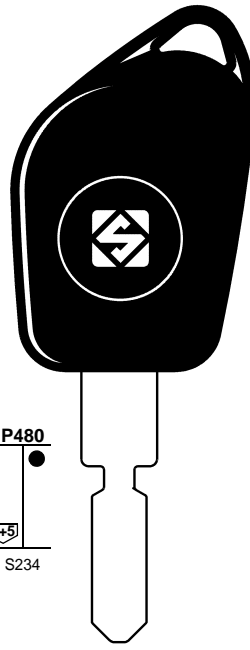
P271
S234

NE78P
.....
0123456789
ABCDEF



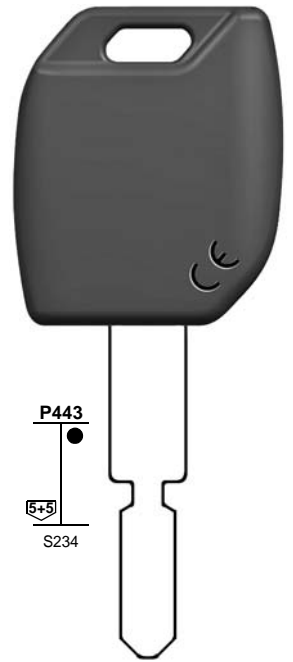
P313
S234

NE78T5
.....
0123456789
ABCDEF



P480
S234

NE78TE
.....
0123456789
ABCDEF



P443
S234

NE78MH
.....
0123456789ABCDEF

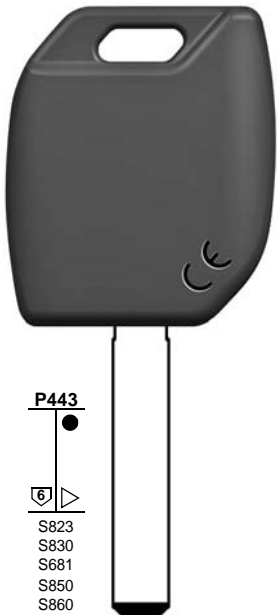
NE78T29
.....
0123456789
ABCDEF

VALEO

NEIMAN

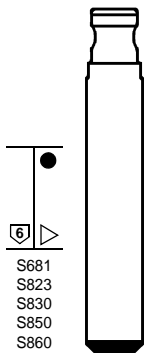
FOR:
PER:

PEUGEOT



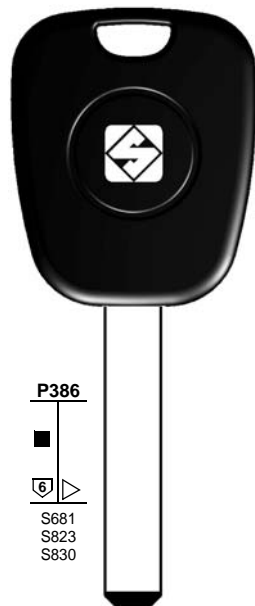
P443
S823
S830
S681
S850
S860
S903
S1336

VA6MH
..... 1234Q5678H
..... ABCDEF
..... 12897-A9999



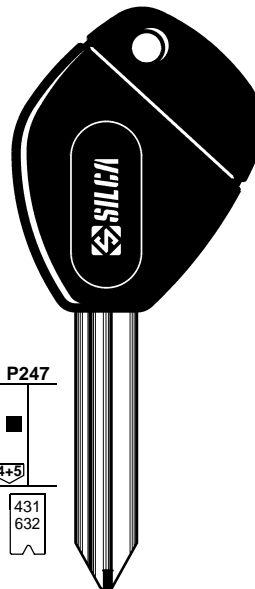
S681
S823
S830
S850
S860
S903
S1336

VA6FH
..... 12897-A9999
..... ABCDEF
..... 1234Q5678H



P386
S681
S823
S830

VA2T14
..... 1-2-3-4-Q-5-6-7-8-H
..... A-B-C-D-E-F



P247
431
632

SX9CP
..... 0111111-628888
..... H
0111111-628888
63/99 1-2-4-6-8
63/99 H 1-2-4-6-8



P315
431
632

SX9T5
..... 0111111-628888
..... H
0111111-628888
63/99 1-2-4-6-8
63/99 H 1-2-4-6-8

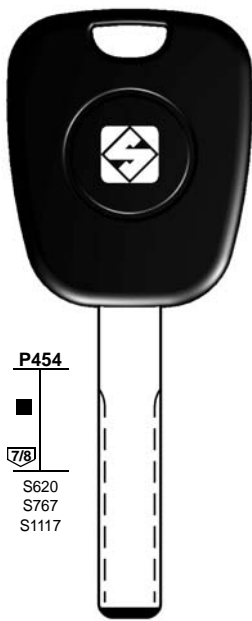
HUF - VALEO

HUF - VALEO

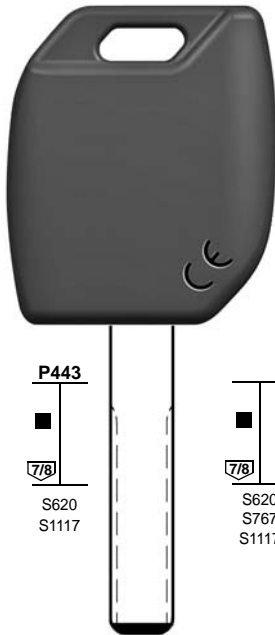
1		2	2a	3	3a	3b	e1+e2		6	42+71	72	43+44a	12	15
							GTI COMPATIBLE		IGNITION					
CAR MAKE MODEL	FROM	TO	SILCA REF.	SILCA REF.	SILCA REF.	COPY	GEN.	TRANSP. TYPE	FAST COPY PLUS RW4 PLUS FAST COPY/RW4	FAST COPY PLUS RW4 PLUS	FAST COPY RW4	STP		
For more info on the uses of car keys, refer to the Silca Electronic Keys Catalogue:														
PEUGEOT														
406	1995	1997	NE78P											
406	1999	2002	NE78T29					PH / CR	45	Y		Y		
406	2002	2004	NE78T14					PH / CR2	46					
406	2002	2004	NE78MH	NE78TE		Y	Y	PH / CR2	46	Y		P-BOX		
406 [SB]	1997	1999	NE78T5					PH	33	Y		Y	G-C	
406 [SC]	1997	1999	NE78T5					PH	33	Y		Y	G-C	
406 [SV]	1997	1999	NE78T5					PH	33	Y		Y	G-V	
407	2004	2011	VA2T14					PH / CR2	46					
407	2004	2011	VA6MH		VA6FH	Y	Y	PH / CR2	46	Y		P-BOX		
508	2011							PH / CR2	46					
508	2011		VA6MH		VA6FH	Y		PH / CR2	46	Y		P-BOX		
607	2001	2004						MEG / CR	48					
607	2004	2010	NE78T14					PH / CR2	46					
607	2004	2010	NE78MH	NE78TE		Y	Y	PH / CR2	46	Y		P-BOX		
806	1994	1997	SX9CP											
806 [SB]	1998	2002	SX9T5					PH	33	Y		Y	G-C	
806 [SC]	1998	2002	SX9T5					PH	33	Y		Y	G-C	

FOR:
PER:

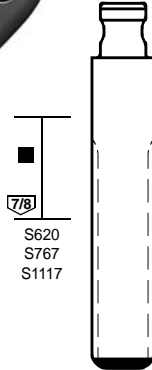
PEUGEOT



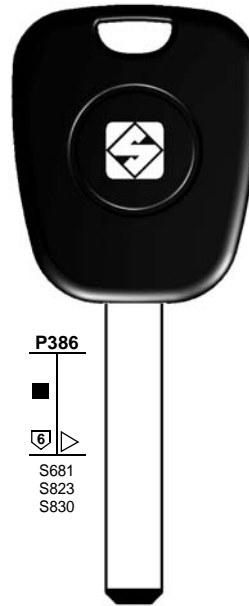
P454
S620
S767
S1117



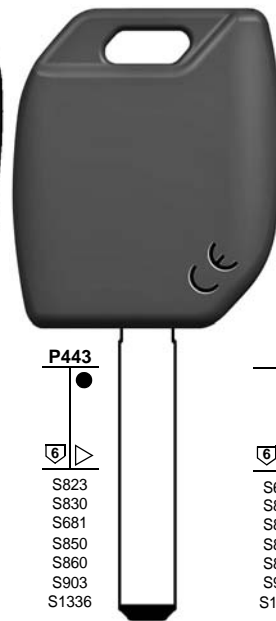
P443
S620
S1117



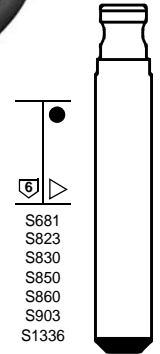
S620
S767
S1117



P386
S681
S823
S830



P443
S823
S830
S681
S850
S860
S903
S1336



S681
S823
S830
S850
S860
S903
S1336

HU83TE
..... 1-2000

HU83MH
..... 1-2000

HU83FH
..... 1-2000

VA2T14
..... 1-2-3-4-Q-5-6-7-8-H
..... A-B-C-D-E-F

VA6MH
..... 1234Q5678H
..... ABCDEF
..... 12897-A9999

VA6FH
..... 12897-A9999
..... ABCDEF
..... 1234Q5678H

HU83T14
..... 1-2000
(head code P386)

VALEO

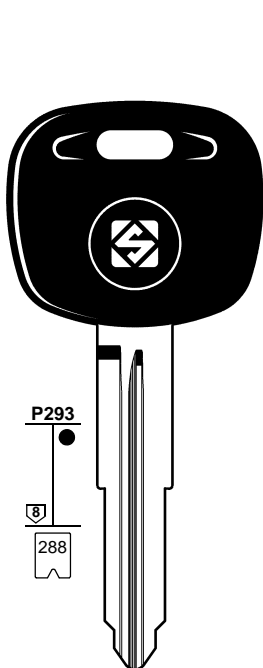
VALEO

HUF - VALEO

HUF - VALEO

FOR:
PER:

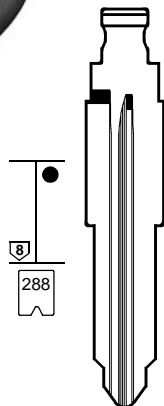
PEUGEOT



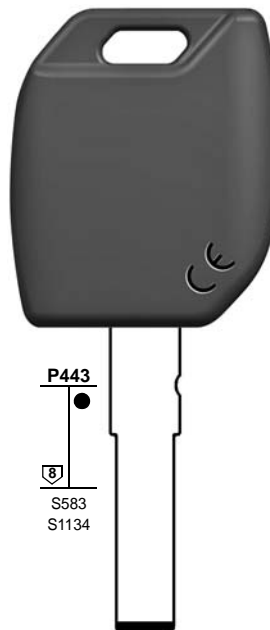
P293
288



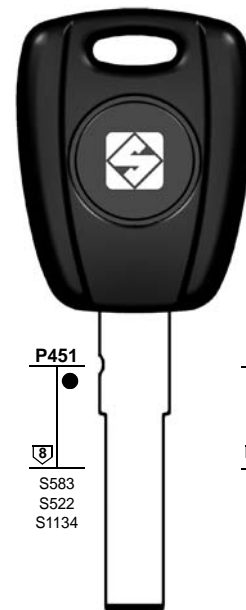
P443
288



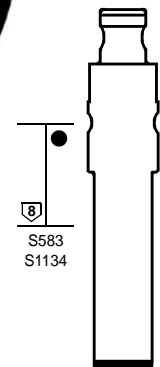
288



P443
S583
S1134



P451
S583
S522
S1134



S583
S1134

MIT11RTE
..... 30010-32009

MIT11RMH
..... 30010-32009

MIT11RFH
..... 30010-32009

SIP22MH
DE 1-11210

SIP22TE
DE 1-11210

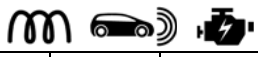
SIP22FH
DE 1-11210

GIOBERT - TRW SIPEA

GIOBERT - TRW SIPEA

1	2	2a	3	3a	3b	e1+e2	6	42+71	72	43+44a	12	15
---	---	----	---	----	----	-------	---	-------	----	--------	----	----

GTI COMPATIBLE

IGNITION


CAR MAKE MODEL	FROM	TO	SILCA REF.	SILCA REF.	SILCA REF.	COPY	GEN.	TRANSP. TYPE	FAST COPY PLUS RW4 PLUS FAST COPY/RW4	FAST COPY PLUS RW4 PLUS	FAST COPY RW4	STP	
													

For more info on the uses of car keys, refer to the Silca Electronic Keys Catalogue: 

PEUGEOT

807	2002		HU83T14					PH / CR2	46				
807	2002		HU83MH	HU83TE	HU83FH	Y	Y	PH / CR2	46	Y	P-BOX		
1007	2004	2006	VA2T14					PH / CR2	46				
1007	2004	2010	VA6MH		VA6FH	Y	Y	PH / CR2	46	Y	P-BOX		
2008	2013		HU83MH	HU83TE	HU83FH	Y	Y	PH / CR2	46	Y	P-BOX		
3008	2009							PH / CR2	46				
3008	2009		HU83MH	HU83TE	HU83FH	Y	Y	PH / CR2	46	Y	P-BOX		
4007	2007							PH / CR2	46				
4007	2007		MIT11RMH	MIT11RTE	MIT11RFH	Y	Y	PH / CR2	46	Y	P-BOX		
5008	2009							PH / CR2	46				
5008	2009		HU83MH	HU83TE	HU83FH	Y	Y	PH / CR2	46	Y	P-BOX		
BIPPER	2009							PH / CR2	46				
BIPPER	2009		SIP22MH	SIP22TE	SIP22FH	Y		PH / CR2	46	Y	P-BOX		

FOR:
PER:

PEUGEOT

Blue head
Testa blu

Blue head
Testa blu

P266
6+7
108
283
437

P456
6+7
122
2743

P443
8
S583

P451
8
S522
S583
S1134

GT10BT5
..... 3001-4000
..... 6001-7000
J 3001-6732
N 6001-7000
V 1-3056
AB 5001-8058
..... 6001-6891

GT10BTE
..... 1/9 ... A/Z/AZ MNPRS
..... 0/90/9 MNPRS
..... 1/9 ... A/Z MNPRS
..... 1/9 ... A/Z MNPRS
..... 1/9 ... A/Z MNPRS
..... 1/9 ... A/Z MNPRS
..... 1/9 ... A/Z MNPRS
..... 1/9 ... A/Z MNPRS
..... 1/9 ... A/Z MNPRS
..... 3001-4000
..... 6001-7000

GT10FH
J 3001-6732
N 6001-7000
V 0001-3056
..... 5001-8058
AB 6001-6891
..... 3001-4000
..... 6001-7000

SIP36MH
DE 1-11210

SIP22TE
DE 1-11210

SIP22FH
DE 1-11210

TE KEY

MH KEY

FH FLIP

GIOBERT - TRW SIPEA

GIOBERT - TRW SIPEA

GIOBERT - TRW SIPEA

FOR:
PER:

PEUGEOT

P247
4+5
431
632

P315
4+5
431
632

P449
4+5
431
632

P443
4+5
431
632

P386
7/8
S620
S767
S1117

..... 0111111-628888
..... H
0111111-628888
63/99 1-2-4-6-8
63/99 H 1-2-4-6-8

..... 0111111-628888
..... H
0111111-628888
63/99 1-2-4-6-8
63/99 H 1-2-4-6-8

..... 0111111-628888
..... H
0111111-628888
63/99 1-2-4-6-8
63/99 H 1-2-4-6-8

..... 0111111-628888
..... H
0111111-628888
63/99 1-2-4-6-8
63/99 H 1-2-4-6-8

SX9CP

SX9T5

SX9T14

SX9TE

SX9MH
















HU83T14
..... 1-2000

TE KEY

MH KEY

SIMPLEX

VALEO

1	2	2a	3	3a	3b	e1+e2	6	42+71	72	43+44a	12	15	
						GTI COMPATIBLE		IGNITION 					
CAR MAKE MODEL	FROM	TO	SILCA REF.	SILCA REF.	SILCA REF.	COPY	GEN.	TRANSP. TYPE	FAST COPY PLUS RW4 PLUS FAST COPY/RW4	FAST COPY PLUS RW4 PLUS	FAST COPY RW4	STP	
													

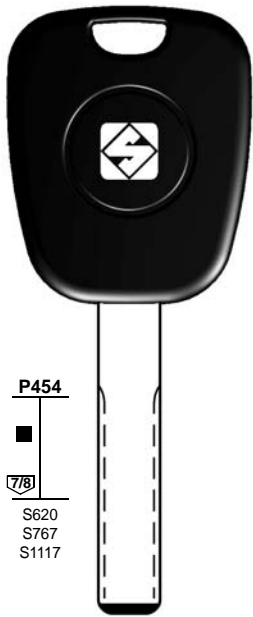
For more info on the uses of car keys, refer to the Silca Electronic Keys Catalogue: 

PEUGEOT

BOXER	1996	2001	GT10BT5	GT10BTE	GT10FH			MEG	13	Y	Y	Meg	S1
BOXER	2002	2005						MEG / CR	48				
BOXER	2006							PH / CR2	46				
BOXER	2006		SIP36MH	SIP22TE	SIP22FH	Y		PH / CR2	46	Y	P-BOX		
EXPERT	1995	1996	SX9CP										
EXPERT	1997	2001	SX9T5					PH	33	Y	Y	G-C	
EXPERT	2002	2006	SX9T14					PH / CR2	46				
EXPERT	2002	2006	SX9MH	SX9TE		Y	Y	PH / CR2	46	Y	P-BOX		
EXPERT	2007		HU83T14					PH / CR2	46				

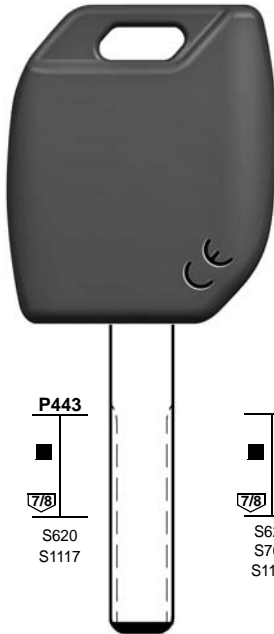
FOR:
PER:

PEUGEOT



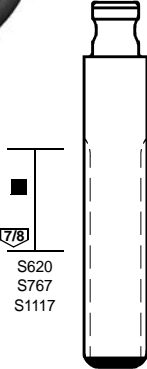
P454

■
7/8
S620
S767
S1117



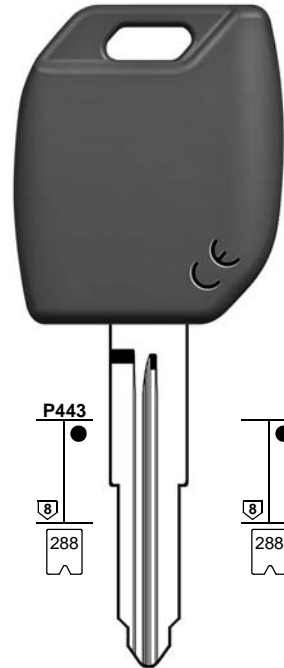
P443

■
7/8
S620
S1117



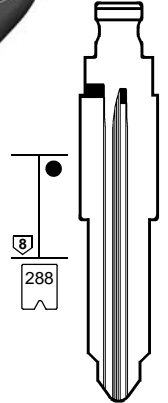
P293

■
8
288



P443

■
8
288



■
8
288

 **TE KEY**
HU83TE
..... 1-2000

 **MH KEY**
HU83MH
..... 1-2000

 **FH FLIP**
HU83FH
..... 1-2000

 **TE KEY**
MIT11RTE
..... 30010-32009

 **MH KEY**
MIT11RMH
..... 30010-32009

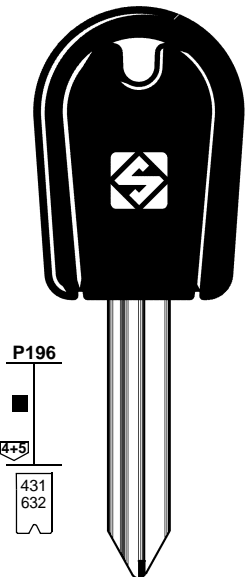
 **FH FLIP**
MIT11RFH
..... 30010-32009

VALEO

VALEO

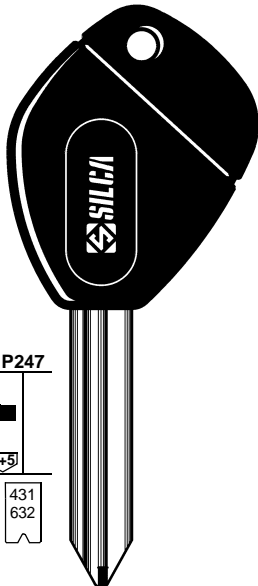
FOR:
PER:

PEUGEOT



P196

■
4+5
431
632



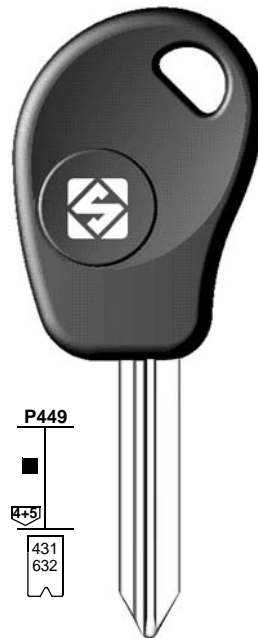
P247

■
4+5
431
632



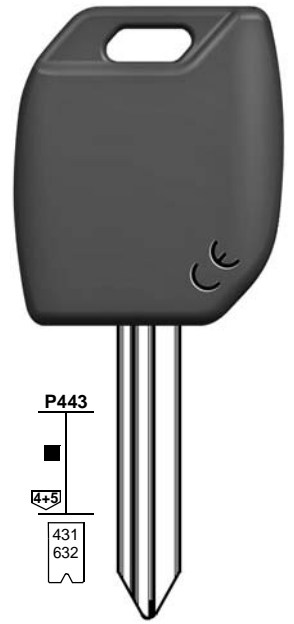
P315

■
4+5
431
632



P449

■
4+5
431
632



P443

■
4+5
431
632

.....
0111111-62888
..... H
0111111-62888
63/99 1-2-4-6-8
63/99 H 1-2-4-6-8

.....
0111111-62888
..... H
0111111-62888
63/99 1-2-4-6-8
63/99 H 1-2-4-6-8

.....
0111111-62888
..... H
0111111-62888
63/99 1-2-4-6-8
63/99 H 1-2-4-6-8

.....
0111111-62888
..... H
0111111-62888
63/99 1-2-4-6-8
63/99 H 1-2-4-6-8

.....
0111111-62888
..... H
0111111-62888
63/99 1-2-4-6-8
63/99 H 1-2-4-6-8

 **SX9GP**

 **SX9CP**

 **SX9T5**

 **SX9T14**

 **SX9TE**

 **SX9MH**

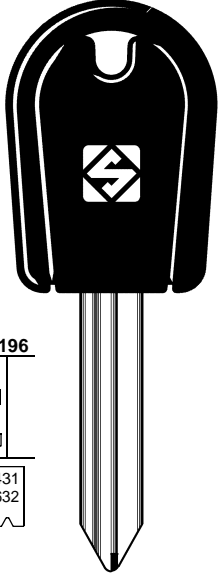
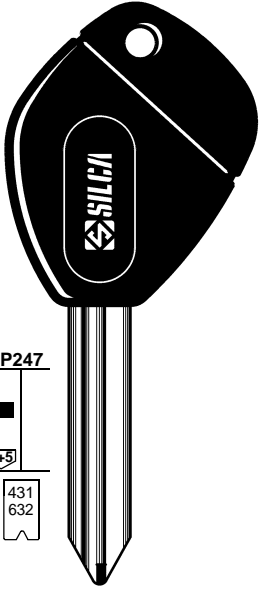


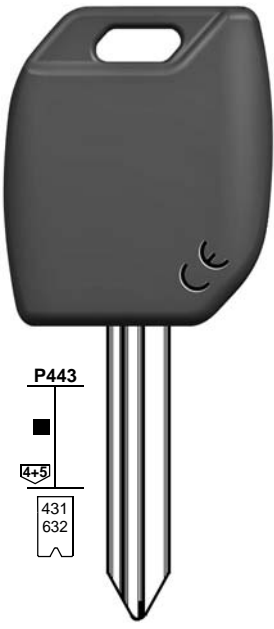
SIMPLEX

SIMPLEX

SIMPLEX

FOR:
PER:

PEUGEOT

				
<p>P196</p> <p>■</p> <p>4+5</p> <p>431 632</p>	<p>P247</p> <p>■</p> <p>4+5</p> <p>431 632</p>	<p>P315</p> <p>■</p> <p>4+5</p> <p>431 632</p>	<p>P449</p> <p>■</p> <p>4+5</p> <p>431 632</p>	<p>P443</p> <p>■</p> <p>4+5</p> <p>431 632</p>
<p>..... 0111111-628888</p> <p>..... H</p> <p>0111111-628888</p> <p>63/99 1-2-4-6-8</p> <p>63/99 H 1-2-4-6-8</p>	<p>..... 0111111-628888</p> <p>..... H</p> <p>0111111-628888</p> <p>63/99 1-2-4-6-8</p> <p>63/99 H 1-2-4-6-8</p>	<p>..... 0111111-628888</p> <p>..... H</p> <p>0111111-628888</p> <p>63/99 1-2-4-6-8</p> <p>63/99 H 1-2-4-6-8</p>	<p>..... 0111111-628888</p> <p>..... H</p> <p>0111111-628888</p> <p>63/99 1-2-4-6-8</p> <p>63/99 H 1-2-4-6-8</p>	<p>..... 0111111-628888</p> <p>..... H</p> <p>0111111-628888</p> <p>63/99 1-2-4-6-8</p> <p>63/99 H 1-2-4-6-8</p>



SX9GP

SIMPLEX



SX9CP



SX9T5



SX9T14

SIMPLEX



SX9TE

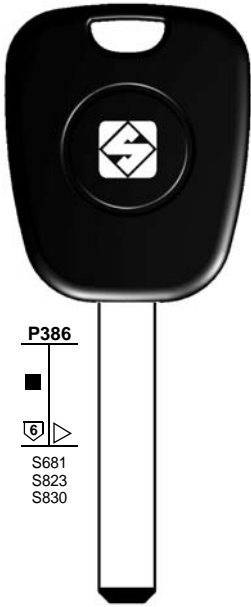
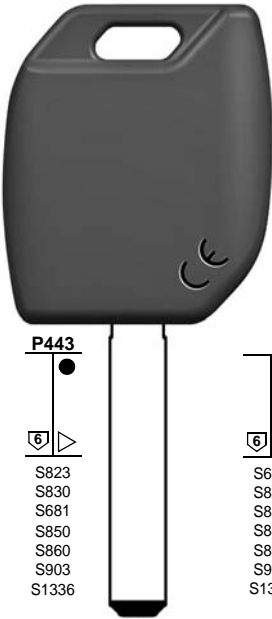
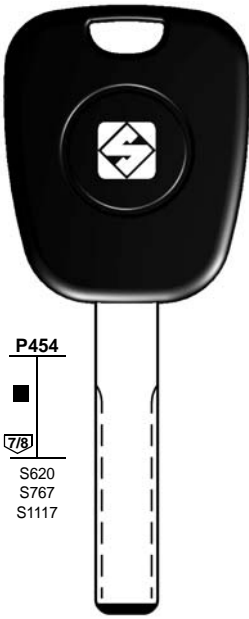
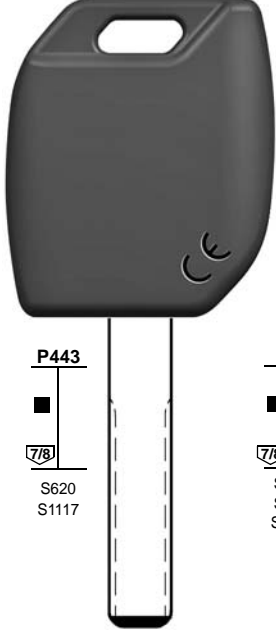
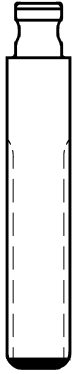
SIMPLEX



SX9MH

FOR:
PER:

PEUGEOT

				
<p>P386</p> <p>■</p> <p>6</p> <p>S681 S823 S830</p>	<p>P443</p> <p>●</p> <p>6</p> <p>S823 S830 S681 S850 S860 S903 S1336</p>	<p>P454</p> <p>■</p> <p>7/8</p> <p>S620 S767 S1117</p>	<p>P443</p> <p>■</p> <p>7/8</p> <p>S620 S1117</p>	<p>P443</p> <p>■</p> <p>7/8</p> <p>S620 S767 S1117</p>
<p>..... 1-2-3-4-Q-5-6-7-8-H</p> <p>..... A-B-C-D-E-F</p>	<p>..... 1234Q5678H</p> <p>..... ABCDEF</p> <p>..... 12897-A9999</p>	<p>..... 12897-A9999</p> <p>..... ABCDEF</p> <p>..... 1234Q5678H</p>	<p>..... 1-2000</p>	<p>..... 1-2000</p>



VA2T14

..... 1-2-3-4-Q-5-6-7-8-H
..... A-B-C-D-E-F

HUF - VALEO



VA6MH

..... 1234Q5678H
..... ABCDEF
..... 12897-A9999

HUF - VALEO



VA6FH

..... 12897-A9999
..... ABCDEF
..... 1234Q5678H



HU83TE

..... 1-2000



HU83MH

..... 1-2000



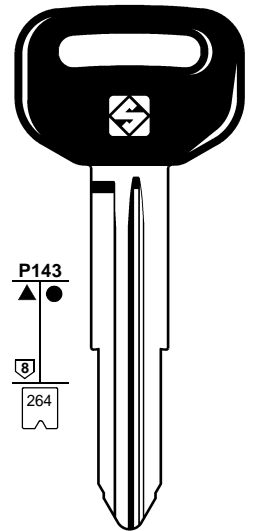
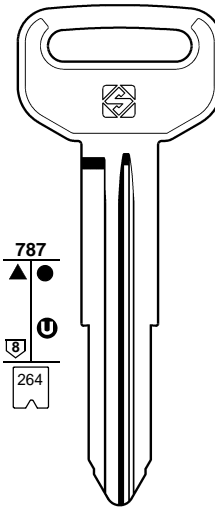
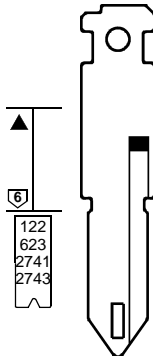
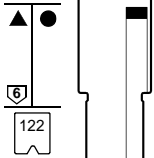
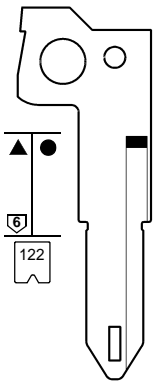
HU83FH

..... 1-2000

FOR:
PER:

PEUGEOT

PIAGGIO



NE73-BI

... 1/9
1/9 A/Z
... 1/9 A/Z
... 1/9 A/Z
... 1/9 A/Z
... 1/9 A/Z
... 1/9 A/Z
... 1/9 A/Z
... 1/9 A/Z
... 1/9 A/Z
... 1/9 A/Z
... 0/9 0/9
M-N-P-R-S

NE73-CI

... 1/9
1/9 A/Z
... 1/9 A/Z
... 1/9 A/Z
... 1/9 A/Z
... 1/9 A/Z
... 1/9 A/Z
... 1/9 A/Z
... 1/9 A/Z
... 1/9 A/Z
... 1/9 A/Z
... 0/9 0/9
M-N-P-R-S

VA3-I

... 1/9
1/9 A/Z
... 1/9 A/Z
... 1/9 A/Z
... 1/9 A/Z
... 1/9 A/Z
... 1/9 A/Z
... 1/9 A/Z
... 1/9 A/Z
... 1/9 A/Z
... 1/9 A/Z
... 0/9 0/9
M-N-P-R-S

HU83T

.... 1-2000

DH4R

D 1-3000

DH4RP

D 1-3000



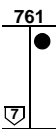
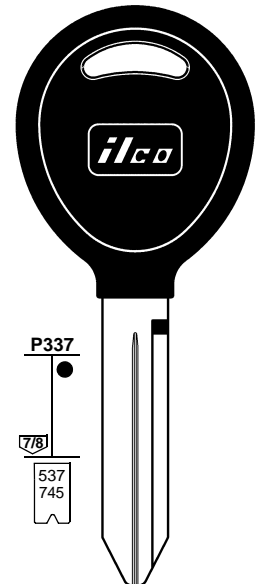
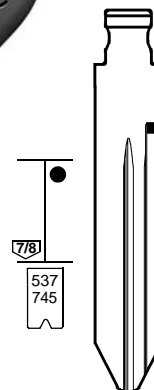
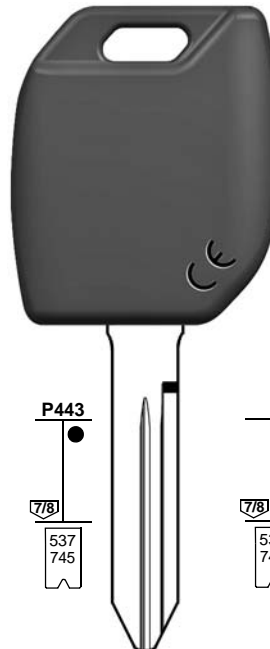
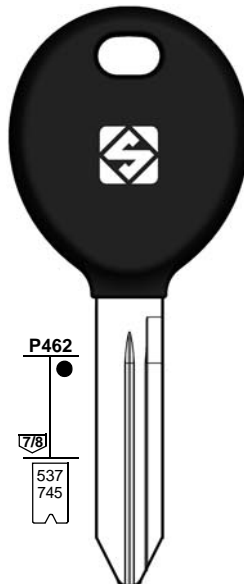
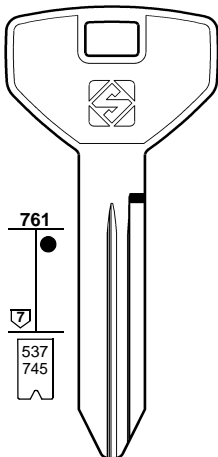
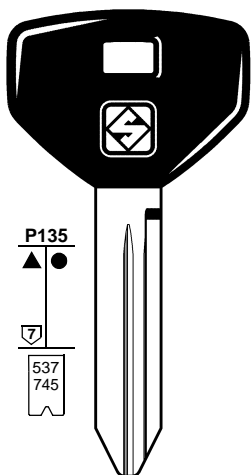
NEIMAN - VACHETTE



VALEO

FOR:
PER:

PLYMOUTH



CY22P

M 1-2618
FL 1-262
L 1-3580

CY23

M 1-2618
L 1-3580

CY24TE

L 1-3580
M 1-2618



CY24MH

L 1-3580
M 1-2618



CY24FH


















L 1-3580
M 1-2618
FT 1001-3000



Y160-PT

L 1-3580
M 1-2618



1	2	2a	3	3a	3b	e1+e2		6	42+71	72	43+44a	12	15
						GTI COMPATIBLE		IGNITION					
								  					
CAR MAKE MODEL	FROM	TO	SILCA REF.	SILCA REF.	SILCA REF.	COPY	GEN.	TRANSP. TYPE	FAST COPY PLUS RW4 PLUS FAST COPY/RW4	FAST COPY PLUS RW4 PLUS	FAST COPY RW4	STP	
													

For more info on the uses of car keys, refer to the Silca Electronic Keys Catalogue: 

PEUGEOT

SOME MODELS	1999		NE73-CI										
SOME MODELS	1999		NE73-BI										
SOME MODELS	2001		HU83T										
SOME MODELS	2004		VA3-I										

PIAGGIO

















PORTER	1993		DH4R										
PORTER	1993		DH4RP										

PLYMOUTH

BREEZE	1999	2001	Y160-PT					TEX / CR	64				F
BREEZE	1999	2001	CY24MH	CY24TE	CY24FH	Y	Y	TEX / CR	64	Y	P-BOX		
NEON	1995	2000	CY23										
NEON	1995	2000	CY23										
NEON	1995	2000	CY22P										
NEON	2000	2001	Y160-PT					TEX / CR	64				F
NEON	2000	2001	CY24MH	CY24TE	CY24FH	Y	Y	TEX / CR	64	Y	P-BOX		
PROWLER	2000	2002	Y160-PT					TEX / CR	64				F
PROWLER	2000	2002	CY24MH	CY24TE	CY24FH	Y	Y	TEX / CR	64	Y	P-BOX		











FOR:
PER:

PONTIAC

					
P233	P339	P339	P340	P340	P339
567	567	567	567	567	2020
Primary	Master	Valet	Master	Valet	
..... AA00-7T51 S000A-S711K 1-1988 H 1-3988 O 5000-6999 S000A-S711K 1-1988 H 1-3988 O 5000-6999 S000A-S711K	O 5000-6999	O 5000-6999	G 0-3631
 GM39EP	 B99-PT	 B100-PT	 B104-PT	 B103-PT	 B111-PT
	 B99-PT5	 B100-PT5	 B104-PT5	 B103-PT5	
BRIGGS & STRATTON		BRIGGS & STRATTON		BRIGGS & STRATTON	

FOR:
PER:

PONTIAC

			
P310	P452	P443	P442
110	S882	S882	S882
 DWO4RT6 J 1-1200	 DWO4RFH J 1-1200 T 1-1200 M 1-1200	 GM45TE 60000-62113	 GM45MH 60000-62113
		 GM45FH 60000-62113	 EK3P-GM45 60000-62113
BRIGGS & STRATTON		BRIGGS & STRATTON	

1	2	2a	3	3a	3b	e1+e2		6	42+71	72	43+44a	12	15
						GTI COMPATIBLE		IGNITION 					
CAR MAKE MODEL	FROM	TO	SILCA REF.	SILCA REF.	SILCA REF.	COPY	GEN.	TRANSP. TYPE	FAST COPY PLUS RW4 PLUS FAST COPY/RW4	FAST COPY PLUS RW4 PLUS	FAST COPY RW4	STP	

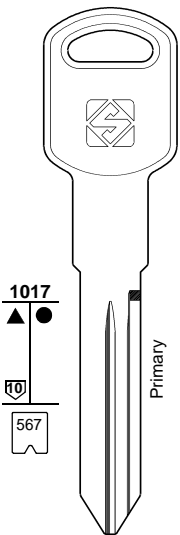
For more info on the uses of car keys, refer to the Silca Electronic Keys Catalogue:

PONTIAC

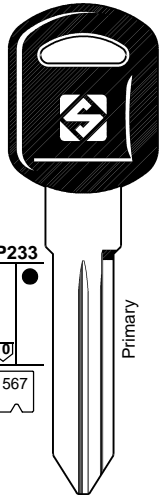
AZTEK	2001	2005	B100-PT5					MEG	13	Y	Y		A
AZTEK	2001	2005	B99-PT					MEG	13				A
AZTEK	2001	2005	B100-PT					MEG	13				A
AZTEK	2001	2005	B99-PT5					MEG	13	Y	Y		A
BONNEVILLE	2000	2005	B100-PT5					MEG	13	Y	Y		A
BONNEVILLE	2000	2005	B100-PT					MEG	13				A
BONNEVILLE	2000	2005	B99-PT					MEG	13				A
BONNEVILLE	2000	2005	B99-PT5					MEG	13	Y	Y		A
GRAND AM	1999	2005	GM39EP										
GRAND PRIX	2000	2003	B103-PT					MEG	13				A
GRAND PRIX	2000	2003	B104-PT					MEG	13				A
GRAND PRIX	2000	2003	B104-PT5					MEG	13	Y	Y		
GRAND PRIX	2000	2003	B103-PT5					MEG	13	Y	Y		
GRAND PRIX	2004	2008						MEG	13				A
G3	2010	2010	DWO4RT6		DWO4RFH			MEG / CR	48-A				
G3	2010							MEG / CR	48-A	Y	Y		
G5	2007	2010	B111-PT					PH / CR2	46				A
G6	2005	2010	B111-PT					PH / CR2	46				A
G8	2008	2009						PH / CR2	46				
G8	2008	2009	GM45MH	GM45TE	GM45FH	Y		PH / CR2	46	Y	P-BOX		
G8	2008	2009	EK3P-GM45					PH / CR2	46	Y	P-BOX		

FOR:
PER:

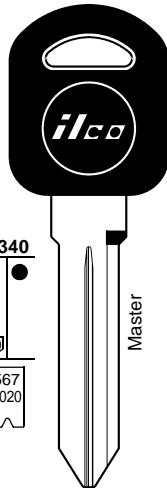
PONTIAC



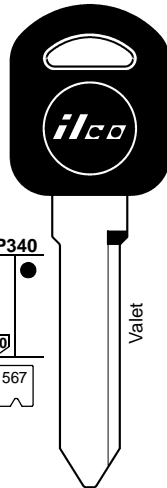
..... AA00-7T51
..... S000A-S711K



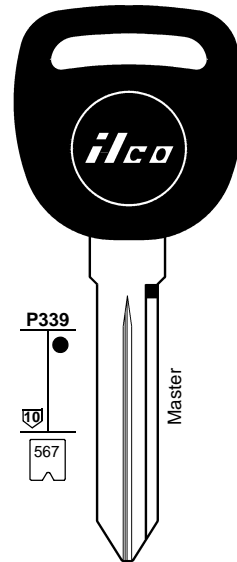
..... AA00-7T51
..... S000A-S711K



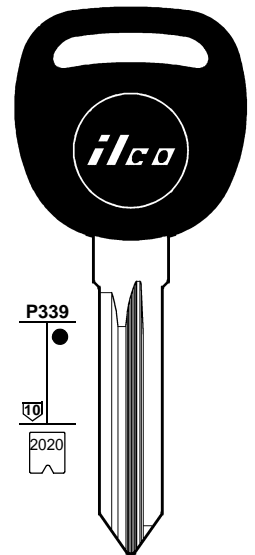
..... 1-1988
H..... 1-3988
O..... 5000-6999
..... S000A-S711K



..... 1-1988
H..... 1-3988
O..... 5000-6999
..... S000A-S711K



..... 1-1988
H..... 1-3988
O..... 5000-6999
..... S000A-S711K



G..... 0-3631



B97-PT5



B98-PT5



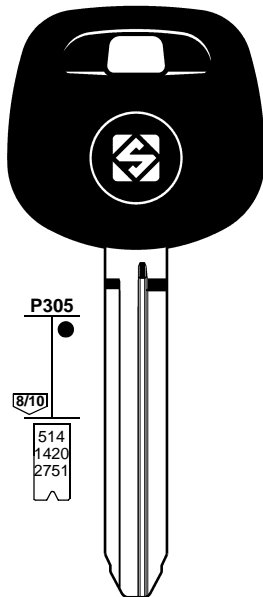
B99-PT5

BRIGGS & STRATTON

BRIGGS & STRATTON

FOR:
PER:

PONTIAC



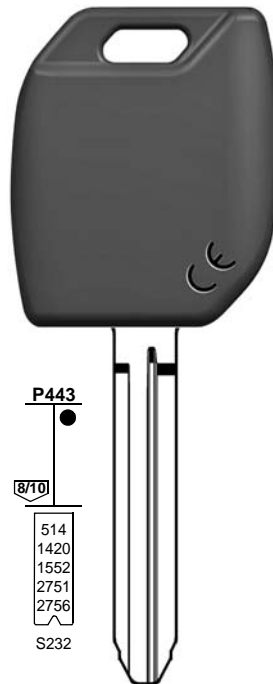
TOY43AT31

..... 10001-15000
..... 50000-59999
..... 60000-69999



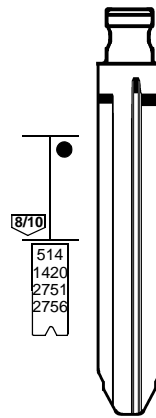
TOY43ATE

..... 10001-15000
..... 50000-59999
..... 60000-69999



TOY43MH

..... 10001-15000
..... 50000-59999
..... 60000-69999
..... 25001-26200
..... 1-5000



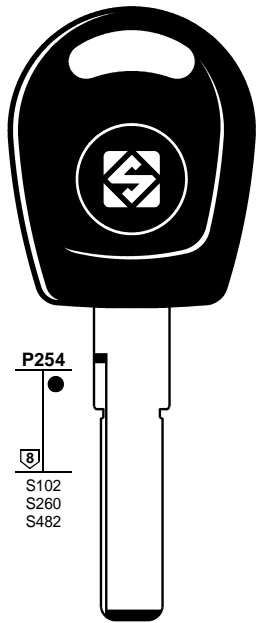
TOY43FH

..... 10001-15000
..... 50000-59999
..... 60000-69999
..... 25001-26200

FOR:
PER:

PORSCHE

PROTON



P254

S102
S260
S482



HU66T5

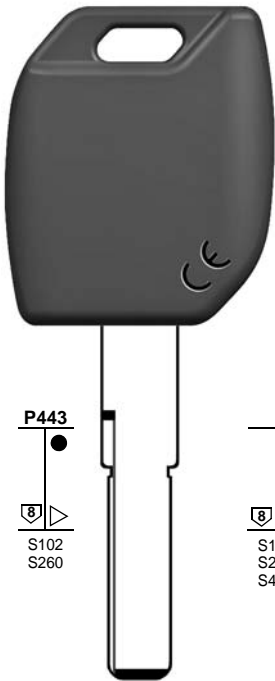
1ATS 00001-17850
..... 1-2000
..... 1-6000



HU66TE

..... 1-2000
..... 0001-6000

HUF - WITTE



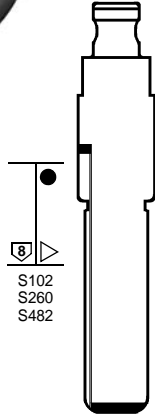
P443

S102
S260



HU66MH

..... 1-2000
..... 0001-6000



P443

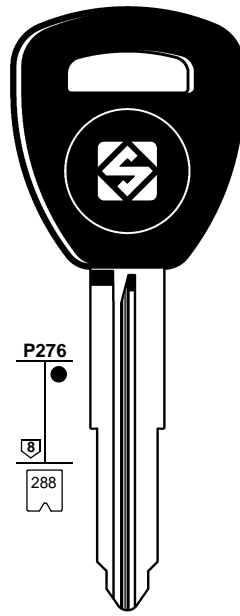
S102
S260
S482



HU66FH

..... 1-2000
..... 0001-6000

HUF - WITTE



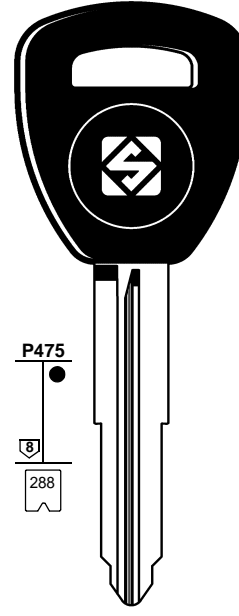
P276

288



PO1RT4

..... 30010-32009



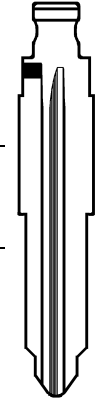
P475

288



PO1RTE

..... 30010-32009



P475

288



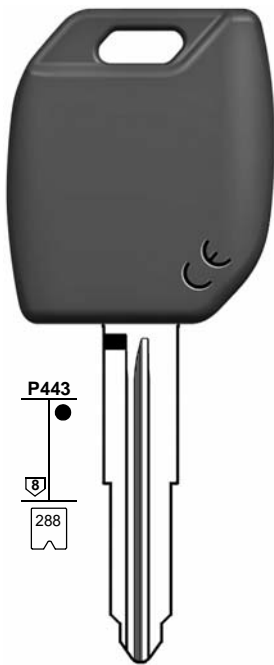
PO1RFH

..... 30010-32009

FOR:
PER:

PROTON

RENAULT



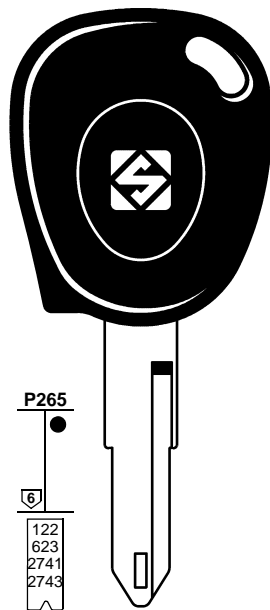
P443

288



PO1RMH

..... 30010-32009



P265

122
623
2741
2743

M-N-P-R-S



NE73T5



NE73T16



NE73TE

VALEO



P443

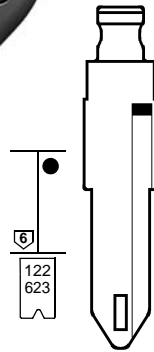
122
623
2741
2743



NE73MH

M-N-P-R-S

VALEO



P443

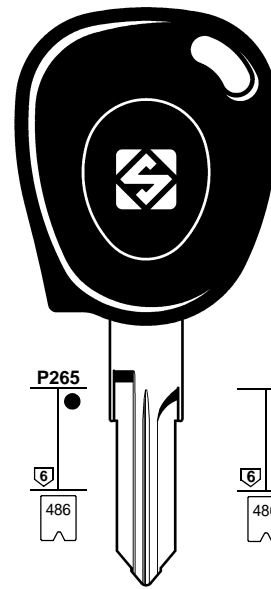
122
623



NE73FH

M-N-P-R-S

VALEO



P265

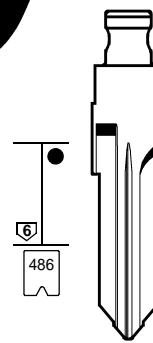
486



VAC102T1

..... 0/90/9 12345
..... A/Z0/9 1-4092
..... A/Z0/9 5001-9092

VALEO

















P265

486



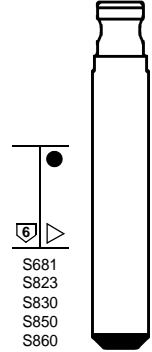
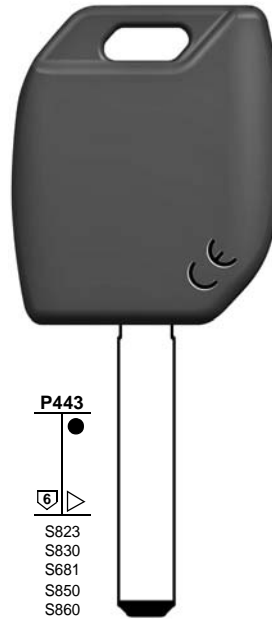
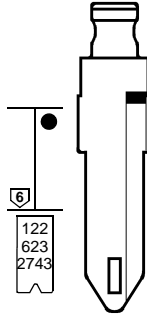
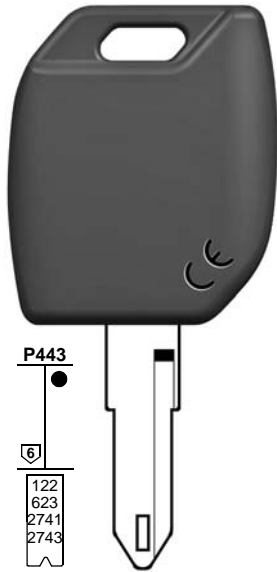
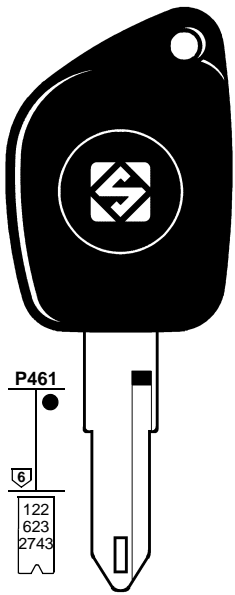
VAC102FH

..... 0/90/9 12345
..... A/Z0/9 1-4092
..... A/Z0/9 5001-9092

1	2	2a	3	3a	3b	e1+e2	6	42+71	72	43+44a	12	15
						GTI COMPATIBLE	IGNITION					
												
CAR MAKE MODEL	FROM	TO	SILCA REF.	SILCA REF.	SILCA REF.	COPY	GEN.	TRANSP. TYPE	FAST COPY PLUS RW4 PLUS FAST COPY/RW4	FAST COPY PLUS RW4 PLUS	FAST COPY RW4	STP
												
For more info on the uses of car keys, refer to the Silca Electronic Keys Catalogue: 												
PORSCHE												
911	1998	1999	HU66T5		HU66FH			MEG	13	Y	Y	
911	1999							MEG / CR	48			
968	1999							MEG / CR	48			
BOXSTER	1997	1998	HU66T5		HU66FH			MEG	13	Y	Y	
BOXSTER	1999	2000						MEG / CR	48			
CAYENNE	2003							PH / CR2	46			
CAYENNE	2003		HU66MH					PH / CR2	46	Y	P-BOX	
CAYMAN	2009							PH / CR2	46			
CAYMAN	2009		HU66MH	HU66TE	HU66FH	Y		PH / CR2	46	Y	P-BOX	
PROTON												
415	1996	1998	PO1RT4					TEXAS	4C			S10
415	1996	1998	PO1RMH	PO1RTE	PO1RFH	Y	Y	TEXAS	4C	Y	P-BOX	
415	1998							TEM / CR	8C			
416	1996	1998	PO1RT4					TEXAS	4C			S10
416	1996	1998	PO1RMH	PO1RTE	PO1RFH	Y	Y	TEXAS	4C	Y	P-BOX	
416	1998							TEM / CR	8C			
RENAULT												
AVANTIME	2001	2003	NE73T16					TEX / CR	60			
AVANTIME	2001	2003	NE73MH	NE73TE	NE73FH	Y	Y	TEX / CR	60	Y	P-BOX	
CAPTUR	2013		SMARTKEY					PH / CR2	46			
CLIO	1995	2001	VAC102T1		VAC102FH			PH	33	Y	Y	
CLIO	1995	2001	NE73T5		NE73FH			PH	33	Y	Y	
CLIO II	2001	2012						PH / CR2	46			

FOR:
PER:

RENAULT



TE KEY
NE72ATE
..... 1/9 . . A/A/Z MNPRS
..... 0/90/9 MNPRS
..... 1/9 . . A/Z MNPRS
..... 1/9 . . A/Z MNPRS
..... 1/9 . . A/Z MNPRS
..... 1/9 . . A/Z MNPRS
..... 1/9 . . A/Z MNPRS
..... 1/9 . . A/Z MNPRS

MH KEY
NE72MH
..... M-N-P-R-S
..... 0/90/9 MNPRS
..... 1/9 . . A/Z MNPRS
..... 1/9 . . A/Z MNPRS
..... 1/9 . . A/A/Z MNPRS
..... 1/9 . . A/Z MNPRS
..... 1/9 . . A/Z MNPRS
..... 1/9 . . A/Z MNPRS
..... 1/9 . . A/Z MNPRS

FH FLIP
NE72FH
..... 1/9 . . A/A/Z MNPRS
..... 0/90/9 MNPRS
..... 1/9 . . A/Z MNPRS
..... 1/9 . . A/Z MNPRS
..... 1/9 . . A/Z MNPRS
..... 1/9 . . A/Z MNPRS
..... 1/9 . . A/Z MNPRS
..... 1/9 . . A/Z MNPRS

MH KEY
VA6MH
..... 1234Q5678H
..... ABCDEF
..... 12897-A9999

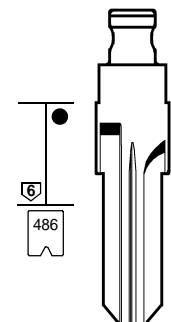
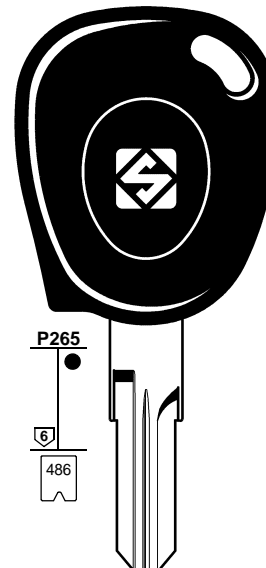
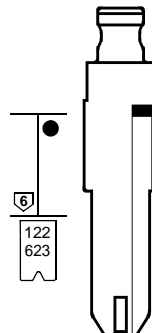
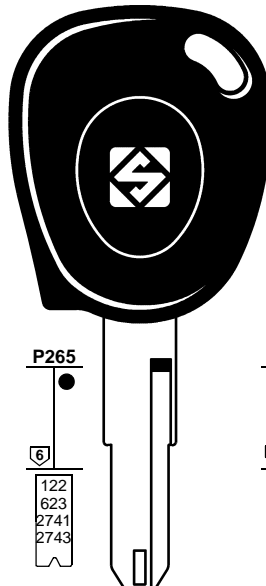
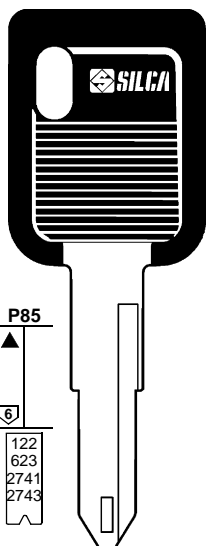
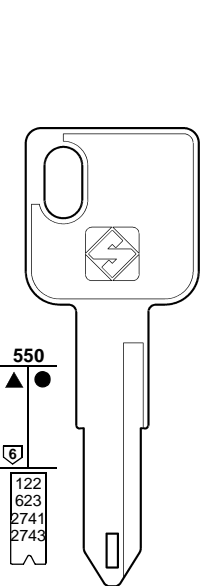
FH FLIP
VA6FH
..... 12897-A9999
..... ABCDEF
..... 1234Q5678H

VALEO

HUF - VALEO

FOR:
PER:

RENAULT



NE73
..... 1/9 . . A/Z MNPRS
..... 0/90/9 MNPRS
..... 1/9 . . A/Z MNPRS
..... 1/9 . . A/A/Z MNPRS
..... 1/9 . . A/Z MNPRS
..... 1/9 . . A/Z MNPRS
..... 1/9 . . A/Z MNPRS
..... 1/9 . . A/Z MNPRS

NE73DP
..... 1/9 . . A/Z MNPRS
..... 0/90/9 MNPRS
..... 1/9 . . A/Z MNPRS
..... 1/9 . . A/A/Z MNPRS
..... 1/9 . . A/Z MNPRS
..... 1/9 . . A/Z MNPRS
..... 1/9 . . A/Z MNPRS
..... 1/9 . . A/Z MNPRS

NE73T5
..... M-N-P-R-S

FH FLIP
NE73FH
..... M-N-P-R-S

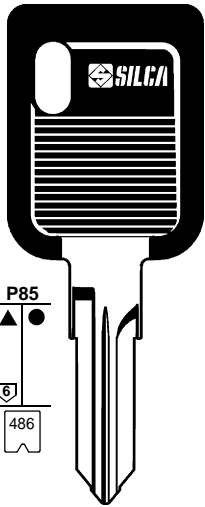
VAC102T1
..... 0/90/9 12345
..... A/Z0/9 1-4092
..... A/Z0/9 5001-9092

FH FLIP
VAC102FH
..... 0/90/9 12345
..... A/Z0/9 1-4092
..... A/Z0/9 5001-9092

VALEO

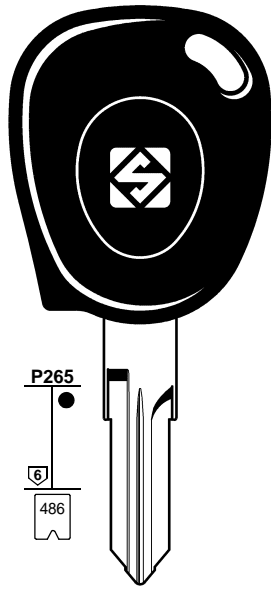
FOR:
PER:

RENAULT



VAC102DP

..... A/Z0/9 5001-9092
 0/90/9 12345
 A/Z0/9 1-4092



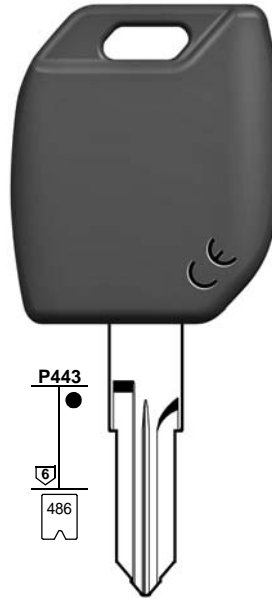
VAC102T1

..... 0/90/9 12345
 A/Z0/9 1-4092
 A/Z0/9 5001-9092



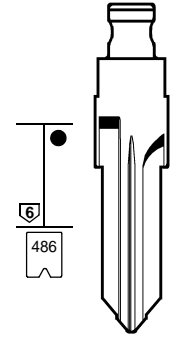
VAC102TE

..... A/Z 0/9 1-4092
 A/Z 0/9 5001-9092
 0/90/9 12345



VAC102MH

..... A/Z 0/9 1-4092
 A/Z 0/9 5001-9092
 A/Z 0/9 1-2-3-4-5



VAC102FH

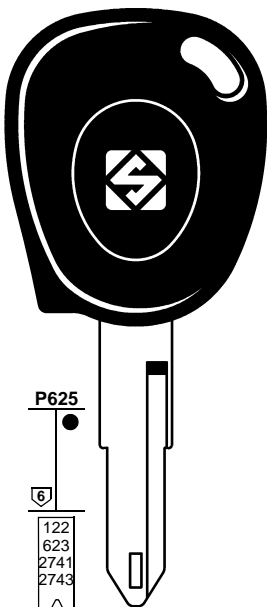
..... A/Z 0/9 1-4092
 A/Z 0/9 5001-9092

VALEO

VALEO

FOR:
PER:

RENAULT



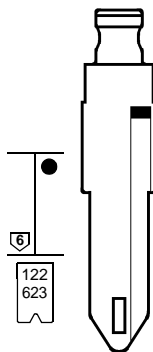
NE73T5

..... M-N-P-R-S



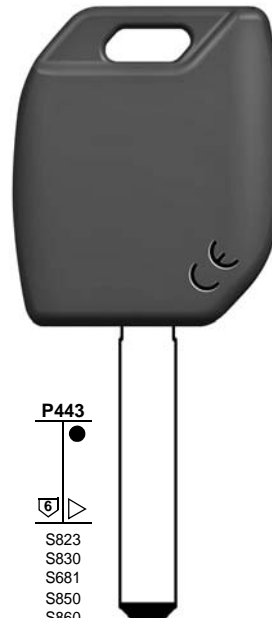
NE73T32

..... M-N-P-R-S



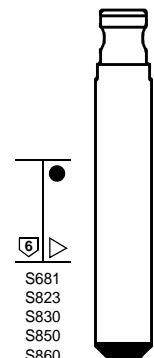
NE73FH

..... M-N-P-R-S



VA6MH

..... 1234Q5678H
 ABCDEF
 12897-A9999








VA6FH

..... 12897-A9999
 ABCDEF
 1234Q5678H

NEIMAN - VALEO

HUF - VALEO

1	2	2a	3	3a	3b	e1+e2		6	42+71	72	43+44a	12	15
						GTI COMPATIBLE		IGNITION					
			SILCA REF.	SILCA REF.	SILCA REF.	COPY	GEN.	TRANSP. TYPE	FAST COPY PLUS RW4 PLUS FAST COPY/RW4	FAST COPY PLUS RW4 PLUS	FAST COPY RW4	STP	



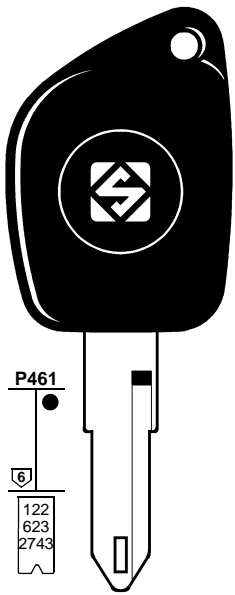
For more info on the uses of car keys, refer to the Silca Electronic Keys Catalogue: 

RENAULT

KANGOO	2002	2010	VAC102MH	VAC102TE	VAC102FH	Y	Y	PH / CR2	46	Y	P-BOX		
KANGOO	2011							PH / CR2	46				
KANGOO	2011		VA6MH		VA6FH	Y		PH / CR2	46	Y	P-BOX		
LAGUNA	1994	1995	VAC102DP										
LAGUNA	1995	2000	NE73T5		NE73FH			PH	33	Y	Y		
LAGUNA	1995	2000	VAC102T1		VAC102FH			PH	33	Y	Y		
LAGUNA II	2001	2007	SMARTKEY					PH / CR2	46				
LAGUNA III	2007		SMARTKEY					PH / CR2	46				
LATITUDE	2010		SMARTKEY					PH / CR2	46				
MASTER	1998	2001	NE73T5		NE73FH			PH	33	Y	Y	S-O	
MASTER	2002	2010	NE73T32					PH / CR2	46				

FOR:
PER:

RENAULT



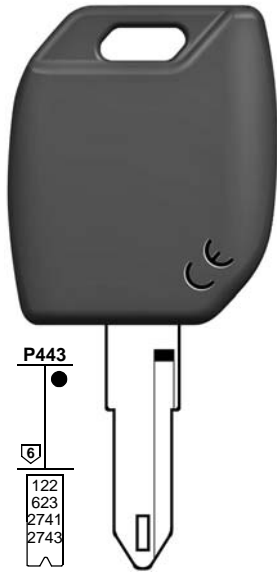
P461

122
623
2743



NE72ATE

..... 1/9 . . . A/ZA/Z MNPRS
..... 0/90/9 MNPRS
..... 1/9 . . . A/Z MNPRS
..... 1/9 . . . A/Z MNPRS
..... 1/9 . . . A/Z MNPRS
..... 1/9 . . . A/Z MNPRS
..... 1/9 . . . A/Z MNPRS
..... 1/9 . . . A/Z MNPRS



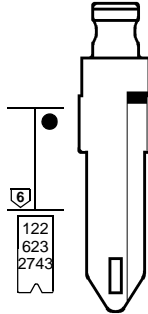
P443

122
623
2741
2743



NE72MH

..... M-N-P-R-S
..... 0/90/9 MNPRS
..... 1/9 . . . A/Z MNPRS
..... 1/9 . . . A/Z MNPRS
..... 1/9 . . . A/Z MNPRS
..... 1/9 . . . A/ZA/Z MNPRS
..... 1/9 . . . A/Z MNPRS
..... 1/9 . . . A/Z MNPRS
..... 1/9 . . . A/Z MNPRS
..... 1/9 . . . A/Z MNPRS



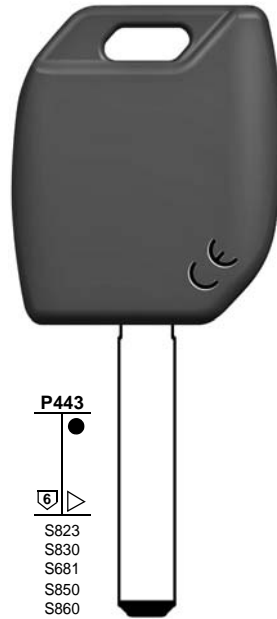
P443

122
623
2743



NE72FH

..... 1/9 . . . A/ZA/Z MNPRS
..... 0/90/9 MNPRS
..... 1/9 . . . A/Z MNPRS
..... 1/9 . . . A/Z MNPRS
..... 1/9 . . . A/Z MNPRS
..... 1/9 . . . A/Z MNPRS
..... 1/9 . . . A/Z MNPRS
..... 1/9 . . . A/Z MNPRS



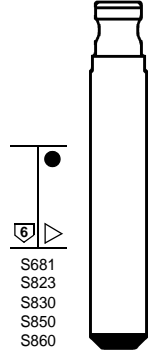
P443

S823
S830
S681
S850
S860
S903
S1336



VA6MH

..... 1234Q5678H
..... ABCDEF
..... 12897-A9999



P443

S681
S823
S830
S850
S860
S903
S1336



VA6FH

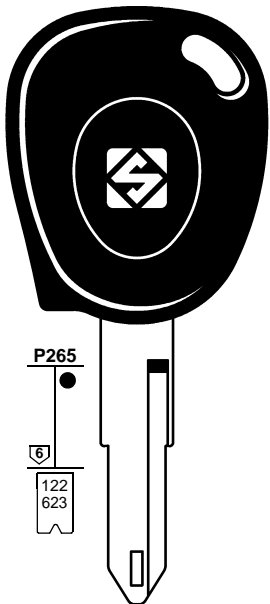
..... 12897-A9999
..... ABCDEF
..... 1234Q5678H

VALEO

HUF - VALEO

FOR:
PER:

RENAULT



P265

122
623



NE73TE

..... M-N-P-R-S



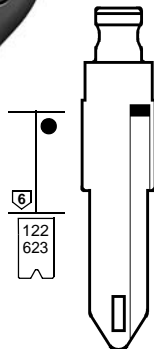
P443

122
623
2741
2743



NE73MH

..... M-N-P-R-S



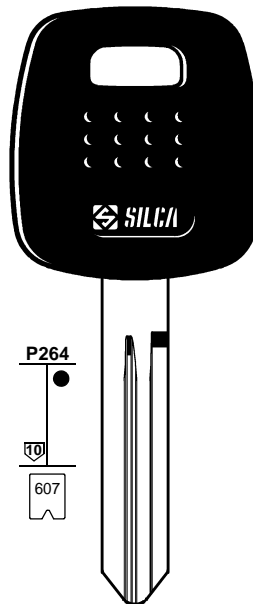
P443

122
623



NE73FH

..... M-N-P-R-S



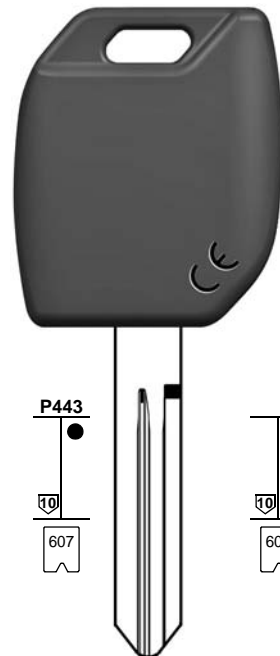
P264

607



NSN19TE

..... 1-22185
..... 30001-37850



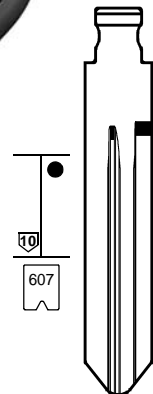
P443

607



NSN19MH

..... 1-22185
..... 30001-37850



P443

607


















NSN19FH

..... 1-22185
..... 30001-37850

VALEO

VALEO

VALEO

1	2	2a	3	3a	3b	e1+e2	6	42+71	72	43+44a	12	15	
						GTI COMPATIBLE		IGNITION 					
CAR MAKE MODEL	FROM	TO	SILCA REF.	SILCA REF.	SILCA REF.	COPY	GEN.	TRANSP. TYPE	FAST COPY PLUS RW4 PLUS FAST COPY/RW4	FAST COPY PLUS RW4 PLUS	FAST COPY RW4	STP	
													


For more info on the uses of car keys, refer to the Silca Electronic Keys Catalogue: 

RENAULT

MASTER	2002	2010	NE72MH	NE72ATE	NE72FH	Y	Y	PH / CR2	46	Y	P-BOX		
MASTER	2002	2010	NE73MH	NE73TE	NE73FH	Y	Y	PH / CR2	46	Y	P-BOX		
MASTER	2011		VA6MH		VA6FH	Y		PH / CR2	46	Y	P-BOX		
MASTER	2011							PH / CR2	46				
MAXITY	2007		NSN19MH	NSN19TE	NSN19FH	Y		PH / CR2	46	Y	P-BOX		

FOR:
PER:

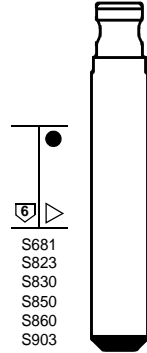
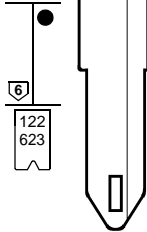
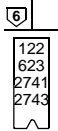
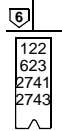
RENAULT



P265

P443

P443



M-N-P-R-S

M-N-P-R-S

M-N-P-R-S

S823
S830
S681
S850
S860
S903
S1336

S681
S823
S830
S850
S860
S903
S1336



NE73T5

NE73T8

NE73MH

NE73FH

VA6MH

VA6FH



NE73TE

NE73T16

NE73T32



VALEO

VALEO

HUF - VALEO

FOR:
PER:

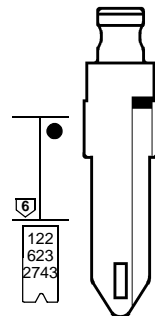
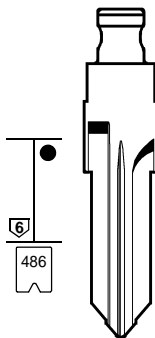
RENAULT



P265

P461

P443



VAC102T1

VAC102FH

NE72ATE

NE72MH

NE72FH

0/90/9 12345
A/Z0/9 1-4092
A/Z0/9 5001-9092

0/90/9 12345
A/Z0/9 1-4092
A/Z0/9 5001-9092

1/9 . A/AZ MNPRS
0/90/9 MNPRS
1/9 . A/Z MNPRS
1/9 . A/Z MNPRS
1/9 . A/Z MNPRS
1/9 . A/Z MNPRS
1/9 . A/Z MNPRS
1/9 . A/Z MNPRS
1/9 . A/Z MNPRS

M-N-P-R-S
0/90/9 MNPRS
1/9 . A/Z MNPRS
1/9 . A/Z MNPRS
1/9 . A/Z MNPRS
1/9 . A/AZ MNPRS
1/9 . A/Z MNPRS
1/9 . A/Z MNPRS
1/9 . A/Z MNPRS
1/9 . A/Z MNPRS
1/9 . A/Z MNPRS

1/9 . A/AZ MNPRS
0/90/9 MNPRS
1/9 . A/Z MNPRS
1/9 . A/Z MNPRS
1/9 . A/Z MNPRS
1/9 . A/Z MNPRS
1/9 . A/Z MNPRS
1/9 . A/Z MNPRS
1/9 . A/Z MNPRS
1/9 . A/Z MNPRS

VALEO

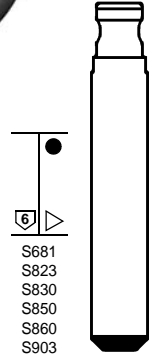
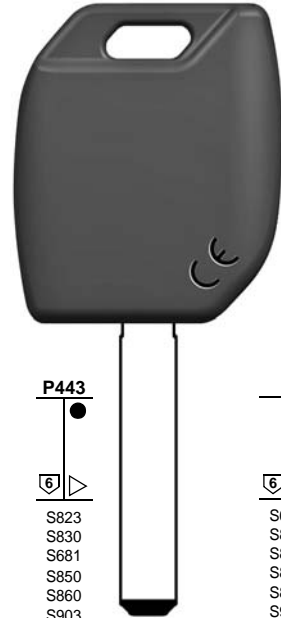
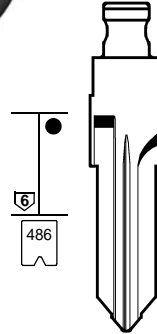
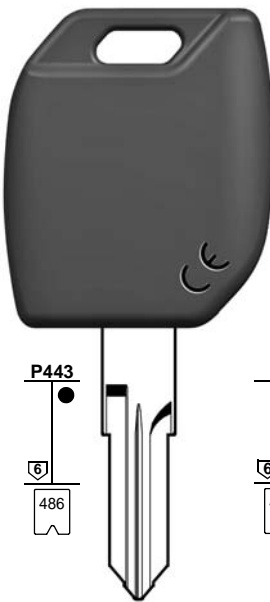
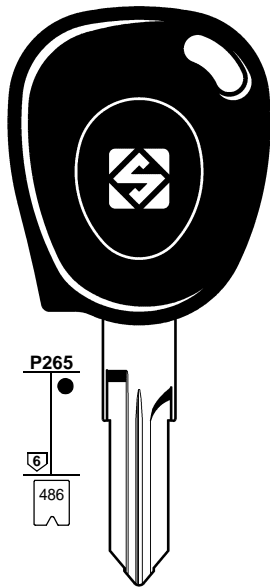
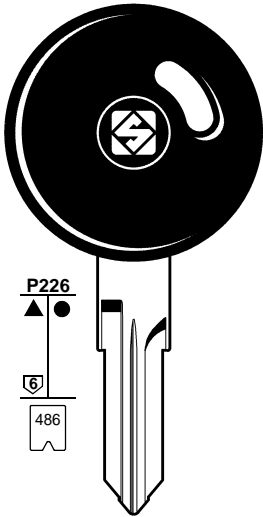
VALEO

VALEO

FOR:
PER:

RENAULT

Blue and green head
Testa blu e verde



VAC102GP
..... A/Z/0/9 5001-9092
..... 0/90/9 12345
..... A/Z/0/9 1-4092

VAC102T1
..... 0/90/9 12345
..... A/Z/0/9 1-4092
..... A/Z/0/9 5001-9092

VAC102MH
..... 0/90/9 12345
..... A/Z/0/9 1-4092
..... A/Z/0/9 5001-9092

VAC102FH
..... 0/90/9 12345
..... A/Z/0/9 1-4092
..... A/Z/0/9 5001-9092

VA6MH
..... 1234Q5678H
..... ABCDEF
..... 12897-A9999

VA6FH
..... 12897-A9999
..... ABCDEF
..... 1234Q5678H

VAC102TE
..... 0/90/9 12345
..... A/Z/0/9 1-4092
..... A/Z/0/9 5001-9092

VALEO

VALEO

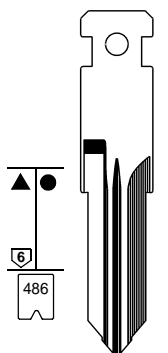
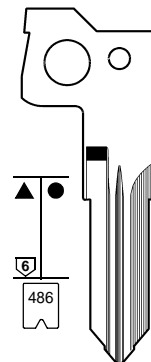
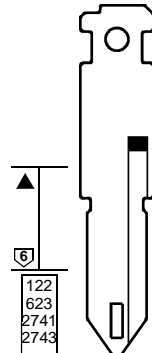
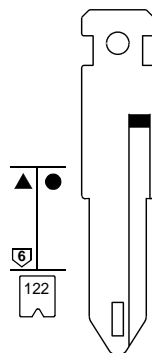
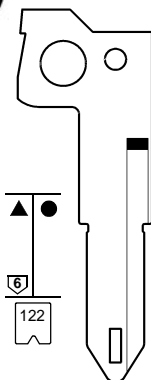
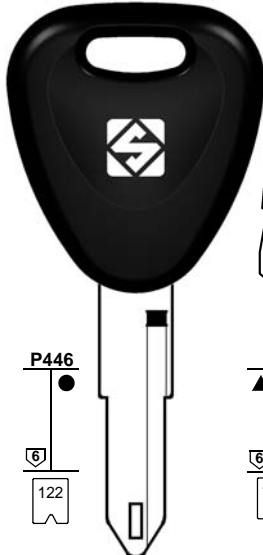
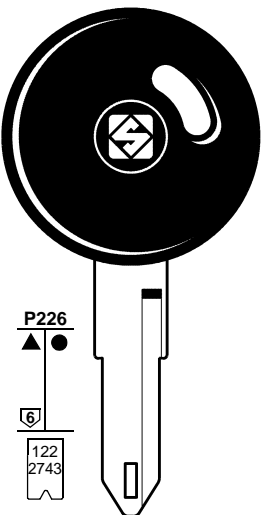
VALEO

HUF - VALEO

FOR:
PER:

RENAULT

Blue and green head
Testa blu e verde



NE72GP
1/9 A/Z MNPRS
..... 0/90/9 MNPRS
..... 1/9 .. A/Z MNPRS
..... 1/9 .. A/Z MNPRS
..... 1/9 .. A/Z MNPRS
..... 1/9 .. A/Z MNPRS
..... 1/9 .. A/Z MNPRS
..... 1/9 .. A/Z MNPRS
..... 1/9 .. A/Z MNPRS

NE73TP
1/9 A/Z MNPRS
..... 0/90/9 MNPRS
..... 1/9 .. A/Z MNPRS
..... 1/9 .. A/Z MNPRS
..... 1/9 .. A/Z MNPRS
..... 1/9 .. A/Z MNPRS
..... 1/9 .. A/Z MNPRS
..... 1/9 .. A/Z MNPRS
..... 1/9 .. A/Z MNPRS

NE73-BI
..... 1/9
1/9 A/Z
1/9 A/Z
1/9 A/Z
1/9 A/Z
1/9 A/Z
1/9 A/Z
1/9 A/Z
1/9 A/Z
1/9 A/Z
..... 0/9 0/9
M-N-P-R-S

NE73-CI
..... 1/9
1/9 A/Z
1/9 A/Z
1/9 A/Z
1/9 A/Z
1/9 A/Z
1/9 A/Z
1/9 A/Z
1/9 A/Z
1/9 A/Z
..... 0/9 0/9
M-N-P-R-S

VA3-I
..... 1/9
1/9 A/Z
1/9 A/Z
1/9 A/Z
1/9 A/Z
1/9 A/Z
1/9 A/Z
1/9 A/Z
1/9 A/Z
1/9 A/Z
..... 0/9 0/9
M-N-P-R-S

VAC102-BI
..... A/Z 0/9 1-4092
..... A/Z 0/9 5001-9092
..... A/Z 0/9 1-4092
..... A/Z 0/9 5001-9092

VAC102-CI
..... A/Z 0/9 1-4092
..... A/Z 0/9 5001-9092
..... A/Z 0/9 1-4092
..... A/Z 0/9 5001-9092

VALEO



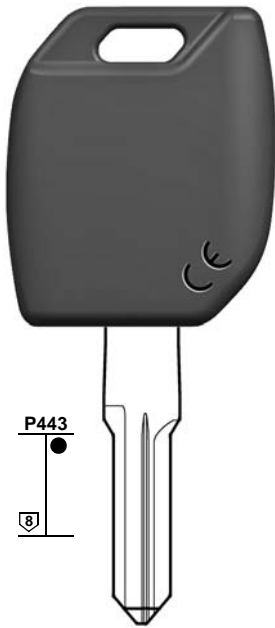
NEIMAN - VACHETTE



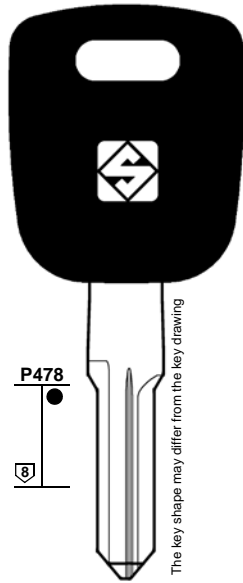
VALEO

FOR:
PER:

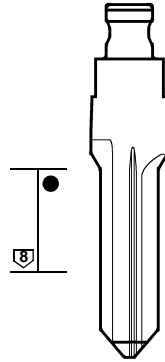
RENAULT-DACIA



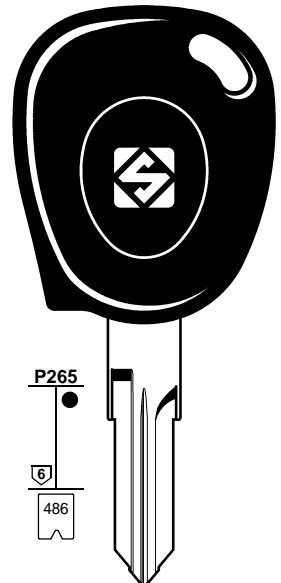
MH KEY
HU136MH



TE KEY
HU136TE



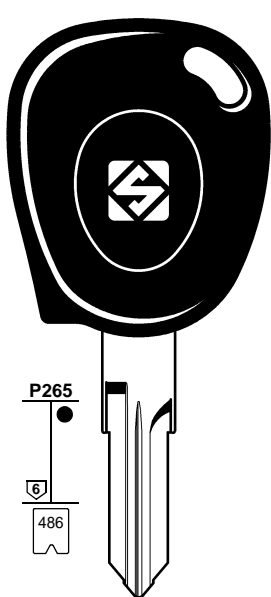
FH FLIP
HU136FH



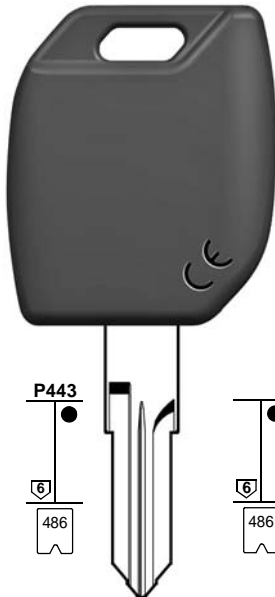
VAC102T32
..... A/Z0/9 5001-9092
..... 0/90/9 12345
..... A/Z0/9 1-4092

FOR:
PER:

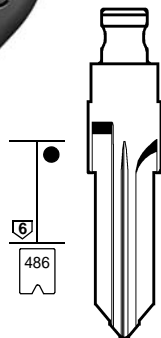
RENAULT-DACIA



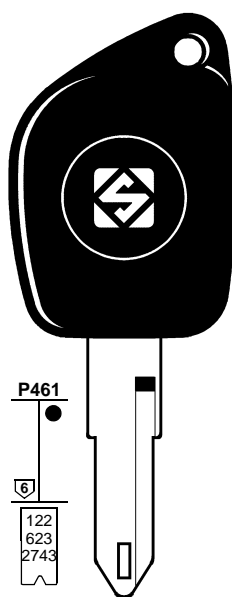
TE KEY
VAC102TE
..... A/Z 0/9 1-4092
..... A/Z 0/9 5001-9092
..... 0/90/9 12345



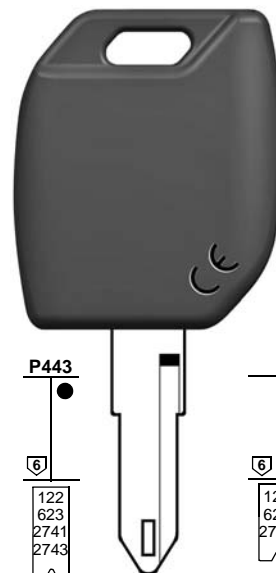
MH KEY
VAC102MH
..... A/Z 0/9 1-4092
..... A/Z 0/9 5001-9092
..... A/Z 0/9 1-2-3-4-5



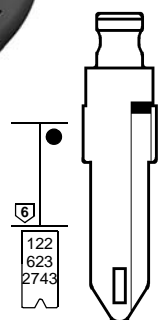
FH FLIP
VAC102FH
..... A/Z 0/9 1-4092
..... A/Z 0/9 5001-9092



TE KEY
NE72ATE
..... 1/9 . . A/ZA/Z MNPRS
..... 0/90/9 MNPRS
..... 1/9 . . A/Z MNPRS
..... 1/9 . . A/Z MNPRS
..... 1/9 . . A/Z MNPRS
..... 1/9 . . A/Z MNPRS
..... 1/9 . . A/Z MNPRS
..... 1/9 . . A/Z MNPRS
..... 1/9 . . A/Z MNPRS



MH KEY
NE72MH
..... M-N-P-R-S
..... 0/90/9 MNPRS
..... 1/9 . . A/Z MNPRS
..... 1/9 . . A/Z MNPRS
..... 1/9 . . A/ZA/Z MNPRS
..... 1/9 . . A/Z MNPRS
..... 1/9 . . A/Z MNPRS
..... 1/9 . . A/Z MNPRS
..... 1/9 . . A/Z MNPRS



FH FLIP
NE72FH
..... 1/9 . . A/ZA/Z MNPRS
..... 0/90/9 MNPRS
..... 1/9 . . A/Z MNPRS
..... 1/9 . . A/Z MNPRS
..... 1/9 . . A/Z MNPRS
..... 1/9 . . A/Z MNPRS
..... 1/9 . . A/Z MNPRS
..... 1/9 . . A/Z MNPRS

VALEO

VALEO

VALEO

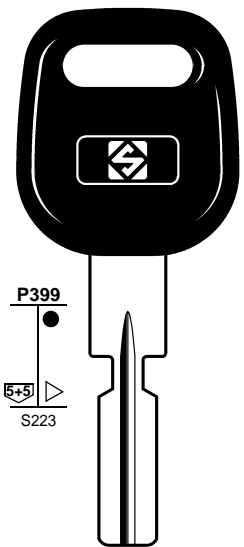
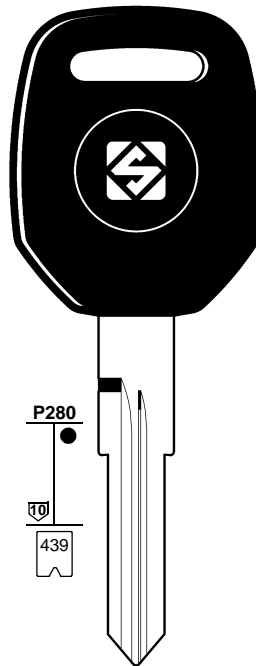
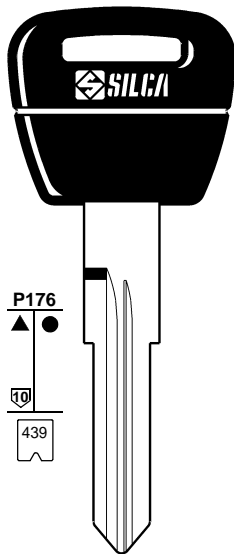
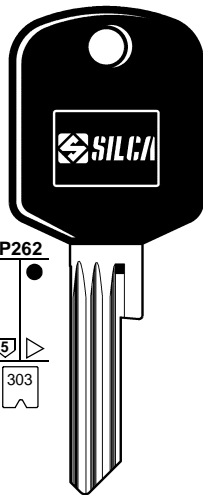
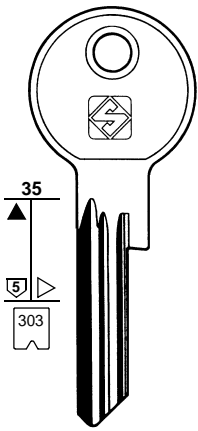
VALEO

1	2	2a	3	3a	3b	e1+e2		6	42+71	72	43+44a	12	15
					GTI COMPATIBLE		IGNITION						
CAR MAKE MODEL	FROM	TO	SILCA REF.	SILCA REF.	SILCA REF.	COPY	GEN.	TRANSP. TYPE	FAST COPY PLUS RW4 PLUS FAST COPY/RW4	FAST COPY PLUS RW4 PLUS	FAST COPY RW4	STP	
For more info on the uses of car keys, refer to the Silca Electronic Keys Catalogue:													
RENAULT-DACIA													
DOKKER	2012		HU136MH	HU136TE	HU136FH	Y		PH / CR2	46	Y	P-BOX		
DUSTER	2010		VAC102T32					PH / CR2	46				
DUSTER	2010		VAC102MH	VAC102TE	VAC102FH	Y	Y	PH / CR2	46	Y	P-BOX		
LODGY	2012		HU136MH	HU136TE	HU136FH	Y		PH / CR2	46	Y	P-BOX		
LOGAN	2006		VAC102T32					PH / CR2	46				
LOGAN	2006		VAC102MH	VAC102TE	VAC102FH	Y	Y	PH / CR2	46	Y	P-BOX		
SANDERO	2008							PH / CR2	46				
SANDERO	2008		VAC102MH	VAC102TE	VAC102FH	Y	Y	PH / CR2	46	Y	P-BOX		
SANDERO	2010		HU136MH	HU136TE	HU136FH	Y		PH / CR2	46	Y	P-BOX		
SOLENZIA	1998	2000						PH	33				
SYMBOL	2010							PH / CR2	46				
SYMBOL	2010		NE72MH	NE72ATE	NE72FH	Y		PH / CR2	46	Y	P-BOX		

FOR:
PER:

ROLLS ROYCE

ROVER



RR2
BHL.... 501-597

RR2P
BHL.... 501-597

NE77RDP
R....
6001-8000

NE77RT2
R....
6001-8000

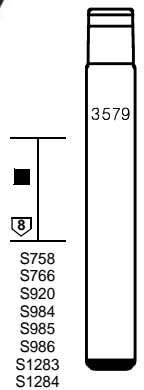
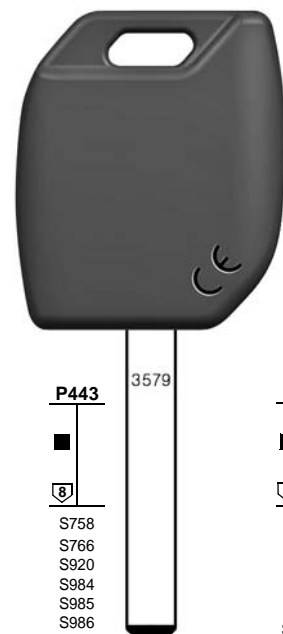
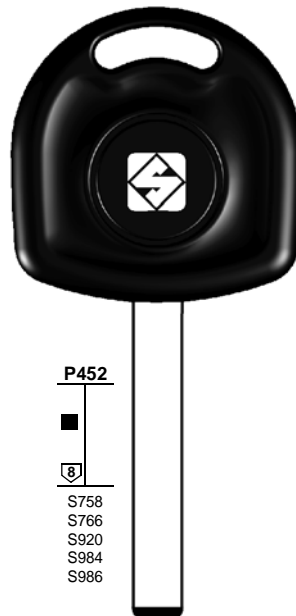
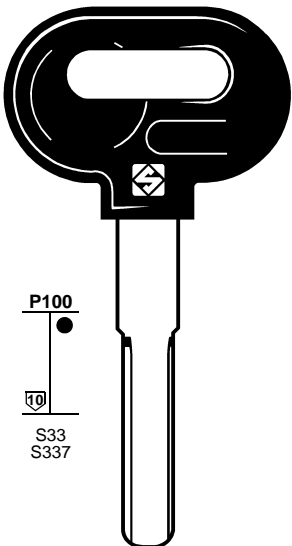
HU109FP
.... 1-6000

VALEO

FOR:
PER:

SAAB

SATURN (GM)



YM30P
BC.... 0001-2865
2S.... 0001-2675

YM30T5
BC.... 0001-2865
2S.... 0001-2675

HU100TE
Z.... 1-2000
Z.... 2001-4000
Z.... 4001-6000

HU100MH
Z.... 1-2000
Z.... 2001-4000
Z.... 4001-6000

HU100FH
Z.... 1-2000
Z.... 2001-4000
Z.... 4001-6000
.... 0001-3679

HUF - VALEO

HUF - VALEO

FOR:
PER:

SATURN (GM)

P340
567
2020
Master

P339
2020

P310
110

P443
110

110

B97-PT
..... 1-1988
H 1-3988
O 5000-6999
..... S000A-S711K

B111-PT
G 0-3631

DW05TE
T 1-1200

DW05MH
T 1-1200

DW05FH
T 1-1200
L 1-1200
V 1-1200
V 2001-3200

BRIGGS & STRATTON

FOR:
PER:

SCION

938
8/10

P305
8/10
514
1420
2751

P443
8/10
514
1420
1552
2751
2756
S232

8/10
514
1420
2751
2756

TOY43

TOY43AT31
..... 10001-15000
..... 50000-59999
..... 60000-69999

TOY43ATE
..... 10001-15000
..... 50000-59999
..... 60000-69999

TOY43MH
..... 10001-15000
..... 50000-59999
..... 60000-69999
..... 25001-26200
..... 1-5000

TOY43FH
..... 10001-15000
..... 50000-59999
..... 60000-69999
..... 25001-26200

1	2	2a	3	3a	3b	e1+e2		6	42+71	72	43+44a	12	15	
						GTI COMPATIBLE		IGNITION						
CAR MAKE MODEL	FROM	TO	SILCA REF.	SILCA REF.	SILCA REF.	COPY	GEN.	TRANSP. TYPE	FAST COPY PLUS RW4 PLUS FAST COPY/RW4	FAST COPY PLUS RW4 PLUS	FAST COPY RW4	STP		

For more info on the uses of car keys, refer to the Silca Electronic Keys Catalogue:



SATURN (GM)

AURA	2007	2010	B111-PT					PH / CR2	46					A
OUTLOOK	2007	2010	B111-PT					PH / CR2	46					A
RELAY	2005	2007	B97-PT					MEG	13					A
SKY	2007	2010	B111-PT					PH / CR2	46					A
VUE	2008	2010						PH / CR2	46					
VUE	2008	2010	DW05MH	DW05TE	DW05FH	Y		PH / CR2	46	Y		P-BOX		

SCION

FR-S	2013							TEX / MA	6E					
iQ	2012		TOY43											
iQ (CDN)	2012							TEX / MA	6E					
TC	2005	2010	TOY43MH	TOY43ATE	TOY43FH	Y	Y	TEX / CR	67	Y		P-BOX		
TC	2005	2010	TOY43AT31					TEX / CR	67					
TC	2011							TEX / MA	6E					
XA	2004	2007	TOY43MH	TOY43ATE	TOY43FH	Y	Y	TEX / CR	67	Y		P-BOX		
XA	2004	2007	TOY43AT31					TEX / CR	67					
XB	2004	2008	TOY43MH	TOY43ATE	TOY43FH	Y		TEX / CR	XX	Y		P-BOX		
XB	2004	2008						TEX / CR	XX					
XB (CDN)	2011							TEX / MA	6E					
XD	2008	2012	TOY43MH	TOY43ATE	TOY43FH	Y		TEX / CR	67	Y		P-BOX		
XD	2008	2012	TOY43AT31					TEX / CR	67					
XD (CDN)	2011							TEX / MA	6E					

FOR:
PER:

SEAT



P254



S102
S260
S482
S832

1ATS 00001-17850
..... 1-2000
..... 1-6000



HU66T10



HU66T5



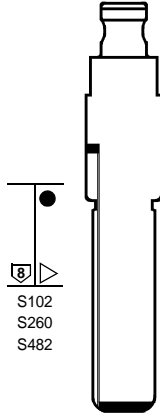
HU66T23



HU66T6



HU66T28



P254



S102
S260
S482



HU66FH

..... 1-2000
..... 0001-6000



P254

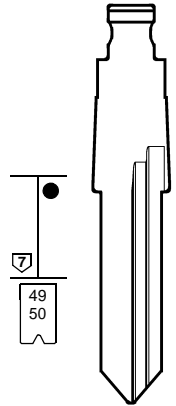


49
50



HU49T5

AH 1-8154
AH 1001-9282



P254



49
50



HU49FH

AH 1-8154
AH 1001-9282

FOR:
PER:

SKODA



P275



S102
S482



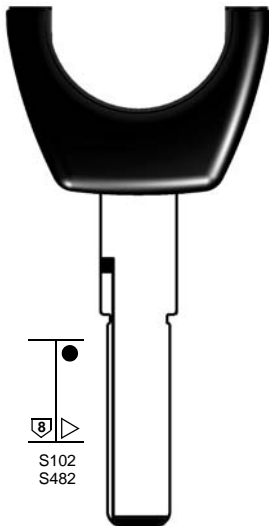
HU66AT6

..... 1-2000
1ATS00001-17850



HU66AT5

..... 1-2000
1ATS00001-17850



P254

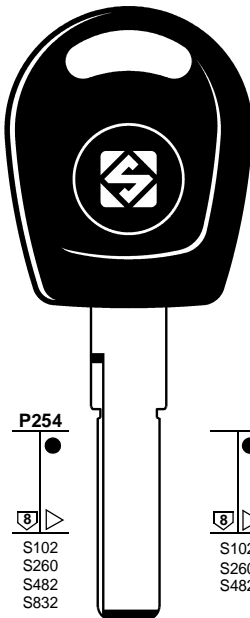


S102
S482



HU66CT5

..... 1-2000
1ATS00001-17850



P254

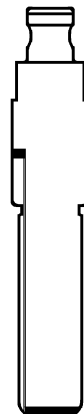


S102
S260
S482
S832



HU66T6

..... 1-2000
..... 1-6000
1ATS00001-17850



P254

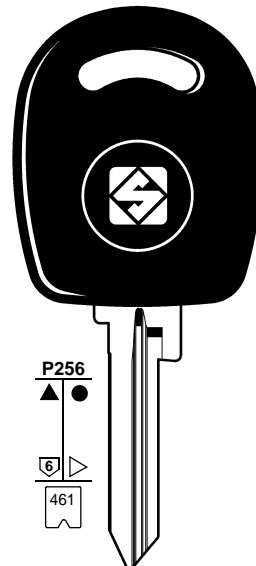


S102
S260
S482



HU66FH

..... 1-2000
..... 0001-6000



P256

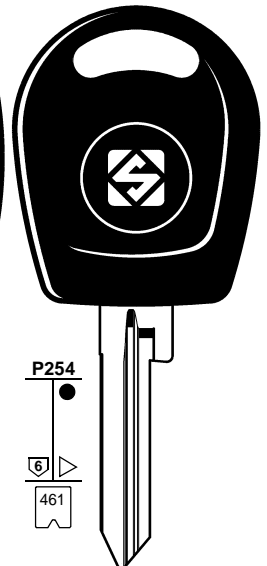


461



SK22RBP

4AE 1-2780
4AT 1-2780



P254



461



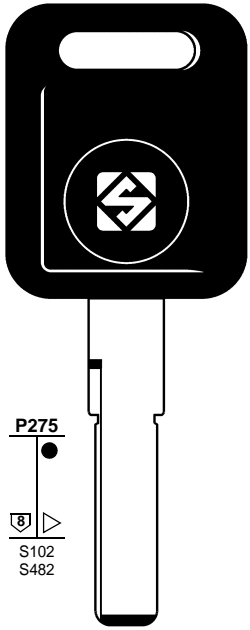
SK22RT1

4AE 1-2780
4AT 1-2780

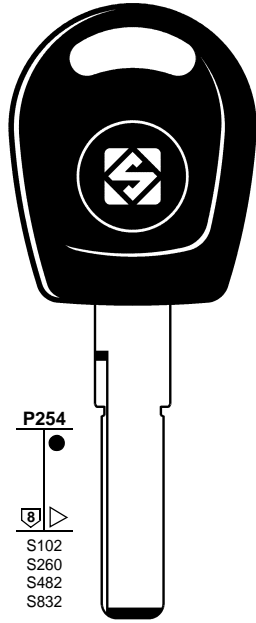
1	2	2a	3	3a	3b	e1+e2		6	42+71	72	43+44a	12	15
						GTI COMPATIBLE		IGNITION					
CAR MAKE MODEL	FROM	TO	SILCA REF.	SILCA REF.	SILCA REF.	COPY	GEN.	TRANSP. TYPE	FAST COPY PLUS RW4 PLUS FAST COPY/RW4	FAST COPY PLUS RW4 PLUS	FAST COPY RW4	STP	
For more info on the uses of car keys, refer to the Silca Electronic Keys Catalogue:													
SEAT													
ALHAMBRA	1996	1998	HU66T5		HU66FH			PH	33	Y	Y	S-V	
ALHAMBRA	1998	2000	HU66T10		HU66FH			PH / CR	42	Y	Y		
ALHAMBRA	2000	2005	HU66T28		HU66FH			PH / CR	4W	RD	RD		
ALHAMBRA	2006	2010	HU66T6		HU66FH			MEG / CR	48				
ALHAMBRA	2010							MEG / CR	A3				
ALTEA	2004	2005	HU66T6		HU66FH			MEG / CR	48				
ALTEA	2004	2008	HU66T23		HU66FH			MEG / CR	A3				
ALTEA	2008							MEG / CR	A3				
ALTEA XL	2006	2008	HU66T23		HU66FH			MEG / CR	A3				
ALTEA XL	2008							MEG / CR	A3				
AROSA	1997	1999	HU66T5		HU66FH			PH	33	Y	Y	S-V	
AROSA	1999	2001	HU66T10		HU66FH			PH / CR	42	Y	Y		
AROSA	2001	2005	HU66T28		HU66FH			PH / CR	4W	RD	RD		
CORDOBA	1995	1998	HU49T5		HU49FH			PH	33	Y	Y	S-V	
CORDOBA	1999	2002	HU66T10		HU66FH			PH / CR	42	Y	Y		
CORDOBA	2002	2009	HU66T6		HU66FH			MEG / CR	48				
EXEO	2008							MEG / CR	A3				
FREETRACK	2008							MEG / CR	A3				
IBIZA	1995	1998	HU49T5		HU49FH			PH	33	Y	Y	S-V	
IBIZA	1998	2002	HU66T10		HU66FH			PH / CR	42	Y	Y		
IBIZA	2002	2009	HU66T6		HU66FH			MEG / CR	48				
IBIZA	2008							MEG / CR	A3				
INCA	1996	1998	HU49T5		HU49FH			PH	33	Y	Y	S-V	
INCA	1998	2000	HU66T10		HU66FH			PH / CR	42	Y	Y		
INCA	2000	2003	HU66T28		HU66FH			PH / CR	4W	RD	RD		
LEON	2000	2005	HU66T6		HU66FH			MEG / CR	48				
LEON	2005	2008	HU66T23		HU66FH			MEG / CR	A3				
LEON	2008							MEG / CR	A3				
MARBELLA	1997	1998	HU49T5		HU49FH			TEMIC	11	Y	Y	T-F	
MII	2012							MEG / CR	A3				
TOLEDO	1995	1999	HU49T5		HU49FH			PH	33	Y	Y	S-V	
TOLEDO	1997	1999	HU66T5		HU66FH			MEG	13	Y	Y		
TOLEDO	2000	2004	HU66T6		HU66FH			MEG / CR	48				
TOLEDO	2005	2008	HU66T23		HU66FH			MEG / CR	A3				
SKODA													
CITIGO	2012							MEG / CR	A4				
FABIA	2000	2006	HU66AT6		HU66FH			MEG / CR	48				
FABIA	2007							MEG / CR	A4				
FELICIA	1995	1996	SK22RBP										
FELICIA	1996	1998	SK22RT1					PH	33	Y	Y	S-V	
FELICIA	1998	2001	HU66AT5		HU66FH			PH	33	Y	Y	S-V	
FELICIA	1998	2001	HU66CT5		HU66FH			PH	33	Y	Y	S-V	
FELICIA	1999	2001	HU66AT6		HU66FH			MEG / CR	48				
OCTAVIA	1997	2001	HU66AT5		HU66FH			MEG	13	Y	Y	Meg	
OCTAVIA	1997	2001	HU66CT5		HU66FH			MEG	13	Y	Y	Meg	
OCTAVIA	2001	2004	HU66T6		HU66FH			MEG / CR	48				

FOR:
PER:

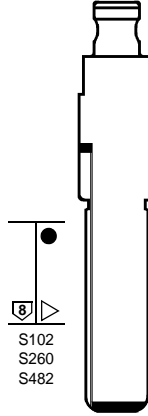
SKODA



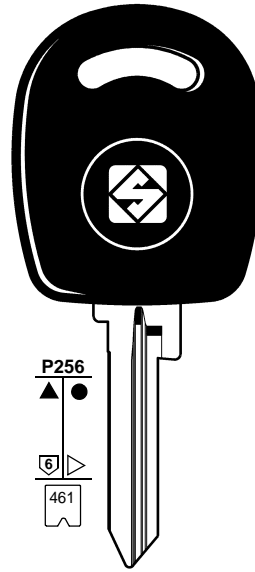
HU66AT5
 1-2000
 1ATS00001-17850



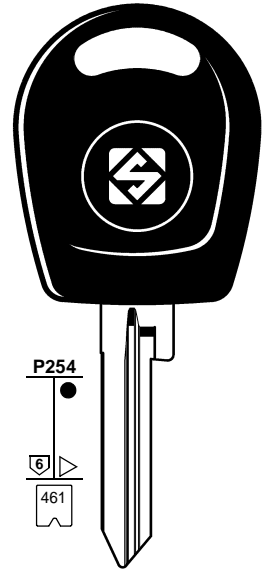
HU66T6
 1-2000
 1-6000
 1ATS00001-17850



HU66FH
 1-2000
 0001-6000



SK22RBP
 4AE 1-2780
 4AT 1-2780

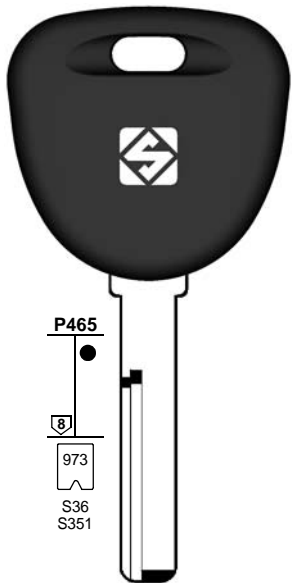


SK22RT1
 4AE 1-2780
 4AT 1-2780

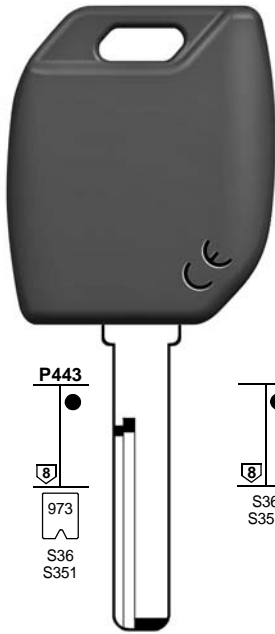
HU66T26
 1ATS00001-17850

FOR:
PER:

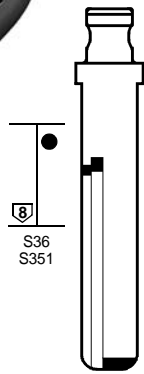
SMART



HU56RTE
 DH
 1-4000
 6001-8000



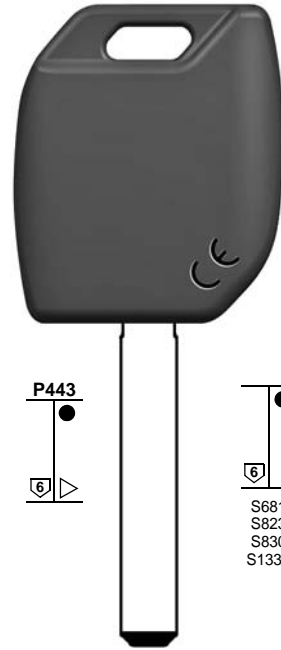
HU56RMH
 DH
 1-4000
 6001-8000



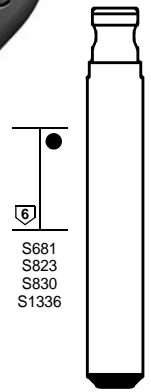
HU56RFH
 DH
 1-4000
 6001-8000



VA2TE
 1-2-3-4-Q-5-6-7-8-H
 A-B-C-D-E-F



VA2MH



VA2FH
 1-2-3-4-Q-5-6-7-8-H
 A-B-C-D-E-F

1	2	2a	3	3a	3b	e1+e2		6	42+71	72	43+44a	12	15
						GTI COMPATIBLE		IGNITION					
CAR MAKE MODEL	FROM	TO	SILCA REF.	SILCA REF.	SILCA REF.	COPY	GEN.	TRANSP. TYPE	FAST COPY PLUS RW4 PLUS FAST COPY/RW4	FAST COPY PLUS RW4 PLUS	FAST COPY RW4	STP	
			REF.	TE	FLIP								

For more info on the uses of car keys, refer to the Silca Electronic Keys Catalogue:

SKODA

OCTAVIA	2004	2006	HU66T26		HU66FH			MEG / CR	A4				
OCTAVIA	2007							MEG / CR	A4				
PICK-UP	1995	1996	SK22RBP										
PICK-UP	1996	1998	SK22RT1					PH	33	Y	Y	S-V	
PICK-UP	1998	2000	HU66AT5		HU66FH			PH	33	Y	Y	S-V	
ROOMSTER	2006	2008	HU66T26		HU66FH			MEG / CR	A4				
ROOMSTER	2008							MEG / CR	A4				
ROOMSTER SCOUT	2007	2008	HU66T26		HU66FH			MEG / CR	A4				
ROOMSTER SCOUT	2008							MEG / CR	A4				
SUPERB	2002	2007	HU66T6		HU66FH			MEG / CR	48				
SUPERB	2008							MEG / CR	A4				
YETI	2009							MEG / CR	A4				

SMART

FORFOUR	2004	2006	HU56RMH	HU56RTE	HU56RFH	Y		PH / CR2	46	Y	P-BOX		
FORTWO	2009		VA2MH	VA2TE	VA2FH	Y		PH / CR2	46	Y	P-BOX		

FOR:
PER:

SSANGYONG

SSY1P
..... 2001-3000

SSY2AP
H..... 1001-2000
S..... 1-2000

SSY3
K..... 0001-1000

SSY3TE
SK..... 1-1000
KH..... 1-1000

SSY3MH
SK..... 1-1000
KH..... 1-1000

SSY3FH
K..... 1-1000

SSANGYONG
















SUBARU

HYN10BP
R..... 1-1000
K..... 1-1000

NSN19T21
..... 30001-37850

NSN19TE
..... 1-22185
..... 30001-37850

NSN19MH
..... 1-22185
..... 30001-37850

1	2	2a	3	3a	3b	e1+e2	6	42+71	72	43+44a	12	15	
						GTI COMPATIBLE	IGNITION 						
CAR MAKE MODEL	FROM	TO	SILCA REF.	SILCA REF.	SILCA REF.	COPY	GEN.	TRANSP. TYPE	FAST COPY PLUS RW4 PLUS FAST COPY/RW4	FAST COPY PLUS RW4 PLUS	FAST COPY RW4	STP	
													

For more info on the uses of car keys, refer to the Silca Electronic Keys Catalogue: 

SSANGYONG

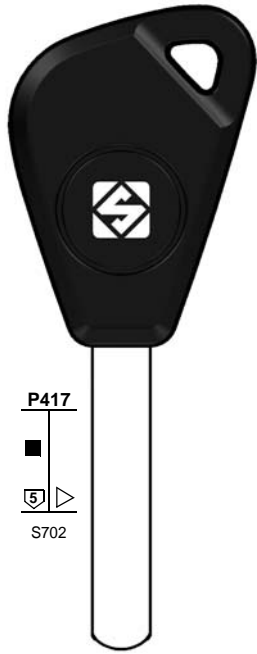
ACTYON	2007							TEX / CR	60				
ACTYON	2007		SSY3MH	SSY3TE	SSY3FH	Y	Y	TEX / CR	60	Y	P-BOX		
FAMILY	1988	1995	SSY1P										
KORANDO	1995	1999	SSY1P										
KORANDO	2000	2006	HYN10BP										
KORANDO	2010							TEX / MA	6E				
KYRON	2005							TEX / CR	60				
KYRON	2005		SSY3MH	SSY3TE	SSY3FH	Y	Y	TEX / CR	60	Y	P-BOX		
MUSO	1995	2005	SSY2AP										
REXTON	2006							TEX / CR	60				
REXTON	2006		SSY3MH	SSY3TE	SSY3FH	Y	Y	TEX / CR	60	Y	P-BOX		
SOME MODELS			SSY3		SSY3FH								

SUBARU

BAJA	2005	2007	NSN19T21					TEX / CR	62				
BAJA	2005	2007	NSN19MH	NSN19TE	NSN19FH	Y	Y	TEX / CR	62	Y	P-BOX		
BRZ	2012							TEX / MA	6E				
B9 TRIBECA	2006	2011	NSN19T21					TEX / CR	62				
B9 TRIBECA	2006	2011	NSN19MH	NSN19TE	NSN19FH	Y	Y	TEX / CR	62	Y	P-BOX		

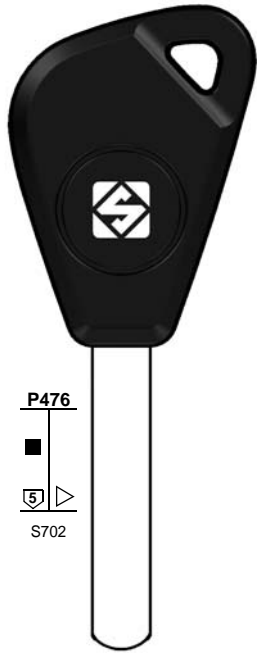
FOR:
PER:

SUBARU



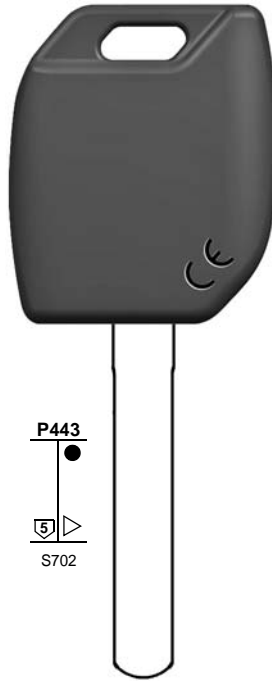
P417
S702

DAT17T21
T..... 1-3000



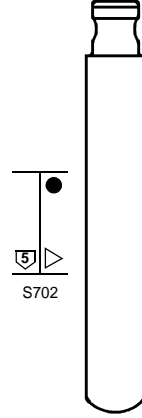
P476
S702

DAT17TE
T..... 1-3000



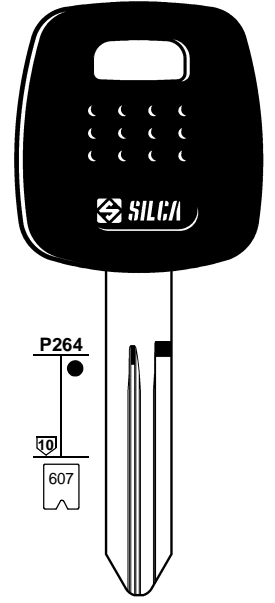
P443
S702

DAT17MH
T..... 1-3000



P443
S702

DAT17FH
T..... 1-3000



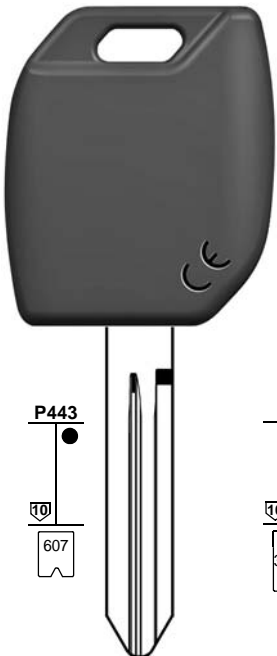
P264
607

NSN14T13
..... 1-22185

NSN14TE
..... 1-22185
..... 30001-37850

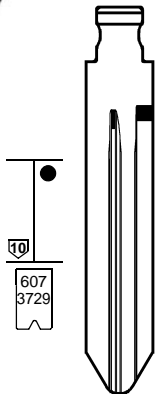
FOR:
PER:

SUBARU



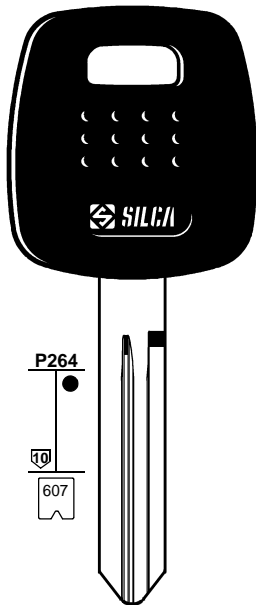
P443
607

NSN14MH
..... 1-22185
..... 30001-37850



P443
607
3729

NSN14FH
..... 1-22185



P264
607

NSN19TE
..... 1-22185
..... 30001-37850

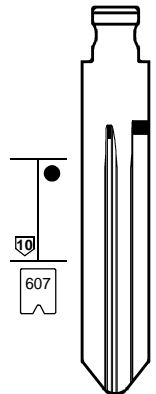
NSN19T21
..... 30001-37850

NSN19T13
..... 30001-37850



P443
607

NSN19MH
..... 1-22185
..... 30001-37850



P443
607

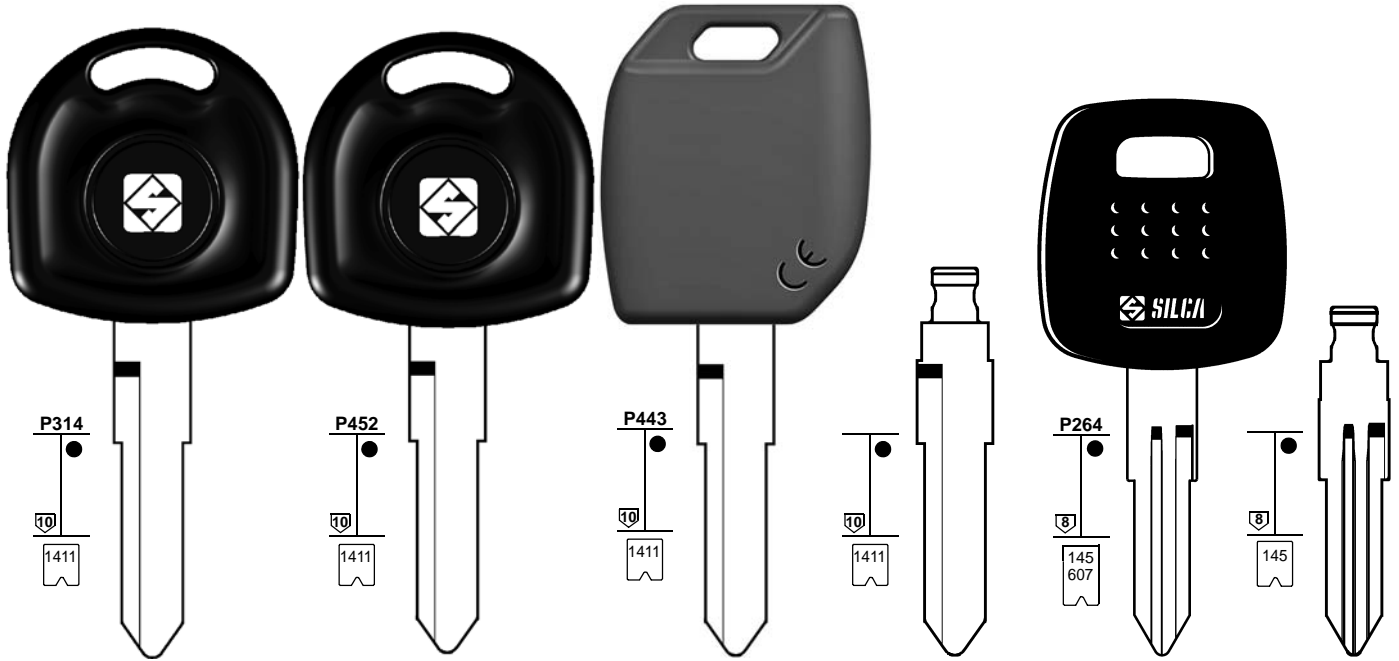
NSN19FH
..... 1-22185
..... 30001-37850

VALEO

VALEO

FOR:
PER:

SUBARU



HU87RT18
.....
50001-51308

HU87RTE
.....
50001-51308

HU87RMH
.....
50001-51308

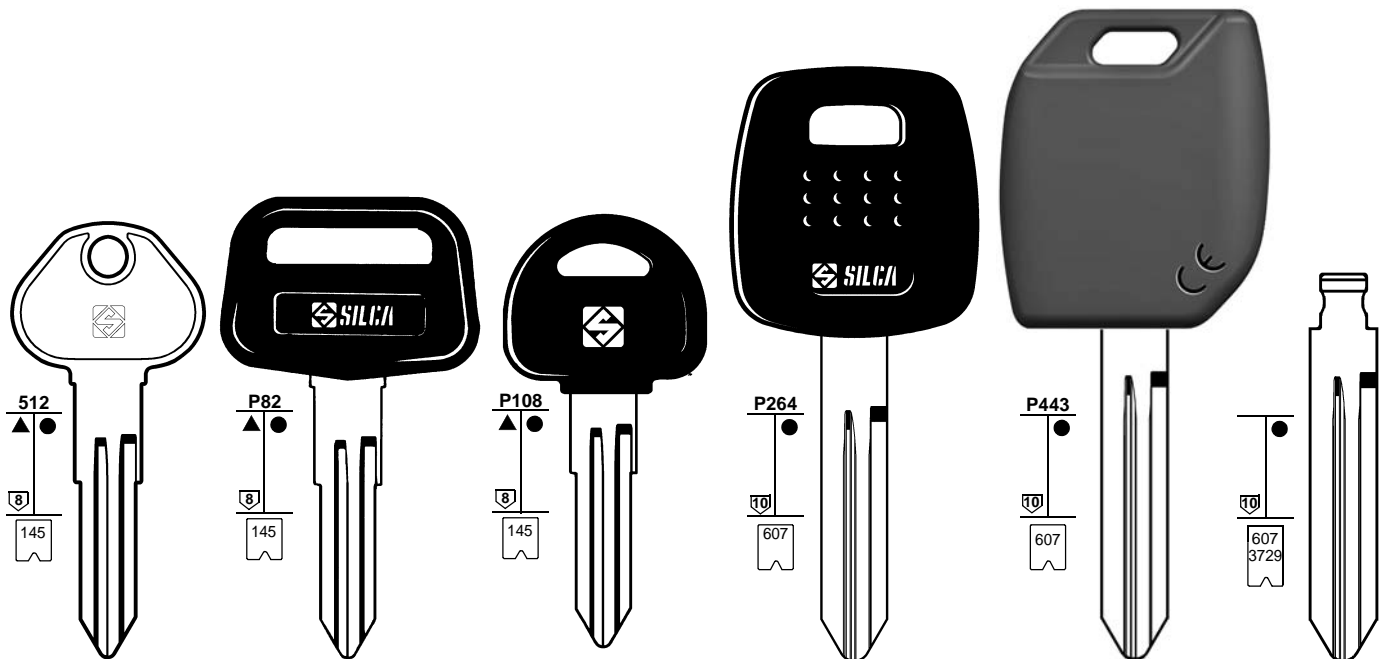
HU87RFH
.....
50001-51308

NSN11T2
X 1-8000
..... 1-22185
..... 30001-37850
X 8001-9000

NSN11FH
X 1-8000
X 8001-9000

FOR:
PER:

SUBARU



DAT12
X 1-8000
X 8001-9000

DAT12BP
X 1-8000
X 8001-9000

DAT12CP
X 1-8000
X 8001-9000

NSN14T13
..... 1-22185

NSN14MH
..... 1-22185
..... 30001-37850

NSN14FH
..... 1-22185

NSN14TE
..... 1-22185
..... 30001-37850

FOR:
PER:

SUBARU

P264
607

P443
607

P417
S702

P476
S702

NSN19T21
..... 30001-37850

NSN19T13
..... 30001-37850

NSN19MH
..... 1-22185
..... 30001-37850

NSN19FH
..... 1-22185
..... 30001-37850

DAT17T21
T 1-3000

DAT17TE
T 1-3000

NSN19TE
..... 1-22185
..... 30001-37850

VALEO

FOR:
PER:

SUBARU

P443
S702

P295
264

P443
264

P264
145
607

DAT17MH
T 1-3000

DAT17FH
T 1-3000

SZ12TE
U 1-2000

SZ12MH
U 1-2000

SZ12FH
U 1-2000

NSN11T2
X 1-8000
..... 1-22185
..... 30001-37850
X 8001-9000

NSN11FH
X 1-8000
X 8001-9000

SZ12T4
U 1-2000

VALEO

FOR:
PER:

SUBARU

NSN14T13
..... 1-22185

NSN14MH
..... 1-22185
..... 30001-37850

NSN14FH
..... 1-22185

DAT17T21
T 1-3000

DAT17TE
T 1-3000

DAT17MH
T 1-3000

NSN14TE
..... 1-22185
..... 30001-37850

DAT17T13
T 1-3000

FOR:
PER:

SUBARU

DAT17FH
T 1-3000

NSN19T13
..... 30001-37850

NSN19MH
..... 1-22185
..... 30001-37850

NSN19FH
..... 1-22185
..... 30001-37850

NSN11T2
X 1-8000
..... 1-22185
..... 30001-37850
X 8001-9000
















NSN11FH
X 1-8000
X 8001-9000

NSN19TE
..... 1-22185
..... 30001-37850

VALEO

VALEO

VALEO

1	2	2a	3	3a	3b	e1+e2		6	42+71	72	43+44a	12	15
						GTI COMPATIBLE		IGNITION 					
CAR MAKE MODEL	FROM	TO	SILCA REF.	SILCA REF.	SILCA REF.	COPY	GEN.	TRANSP. TYPE	FAST COPY PLUS RW4 PLUS FAST COPY/RW4	FAST COPY PLUS RW4 PLUS	FAST COPY RW4	STP	
													

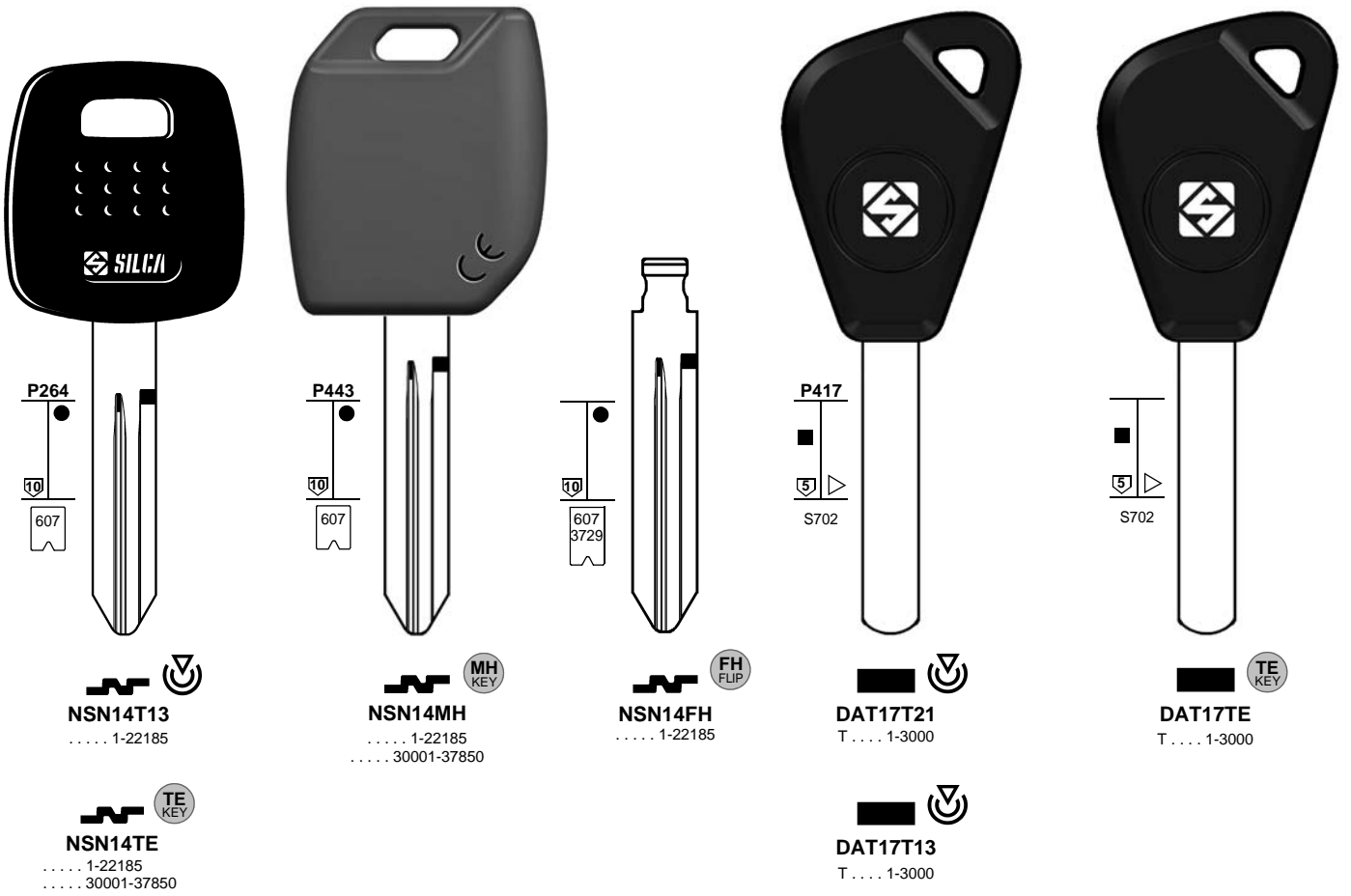
For more info on the uses of car keys, refer to the Silca Electronic Keys Catalogue: 

SUBARU

LEGACY	1998	2003	NSN14T13					TEX / CR	60				
LEGACY	1998	2003	NSN14MH	NSN14TE	NSN14FH	Y	Y	TEX / CR	60	Y	P-BOX		
LEGACY	2004		DAT17T13					TEX / CR	60				
LEGACY	2004		DAT17MH	DAT17TE	DAT17FH	Y	Y	TEX / CR	60	Y	P-BOX		
LEGACY	2005		DAT17T21					TEX / CR	62				
LEGACY	2005		DAT17MH	DAT17TE	DAT17FH	Y	Y	TEX / CR	62	Y	P-BOX		
LIBERTY (AUS)	1998	2003	NSN19T13					TEX / CR	60				
LIBERTY (AUS)	1998	2003	NSN19MH	NSN19TE	NSN19FH	Y	Y	TEX / CR	60	Y	P-BOX		
OUTBACK	1996	1998	NSN11T2		NSN11FH			PH	33	Y	Y		

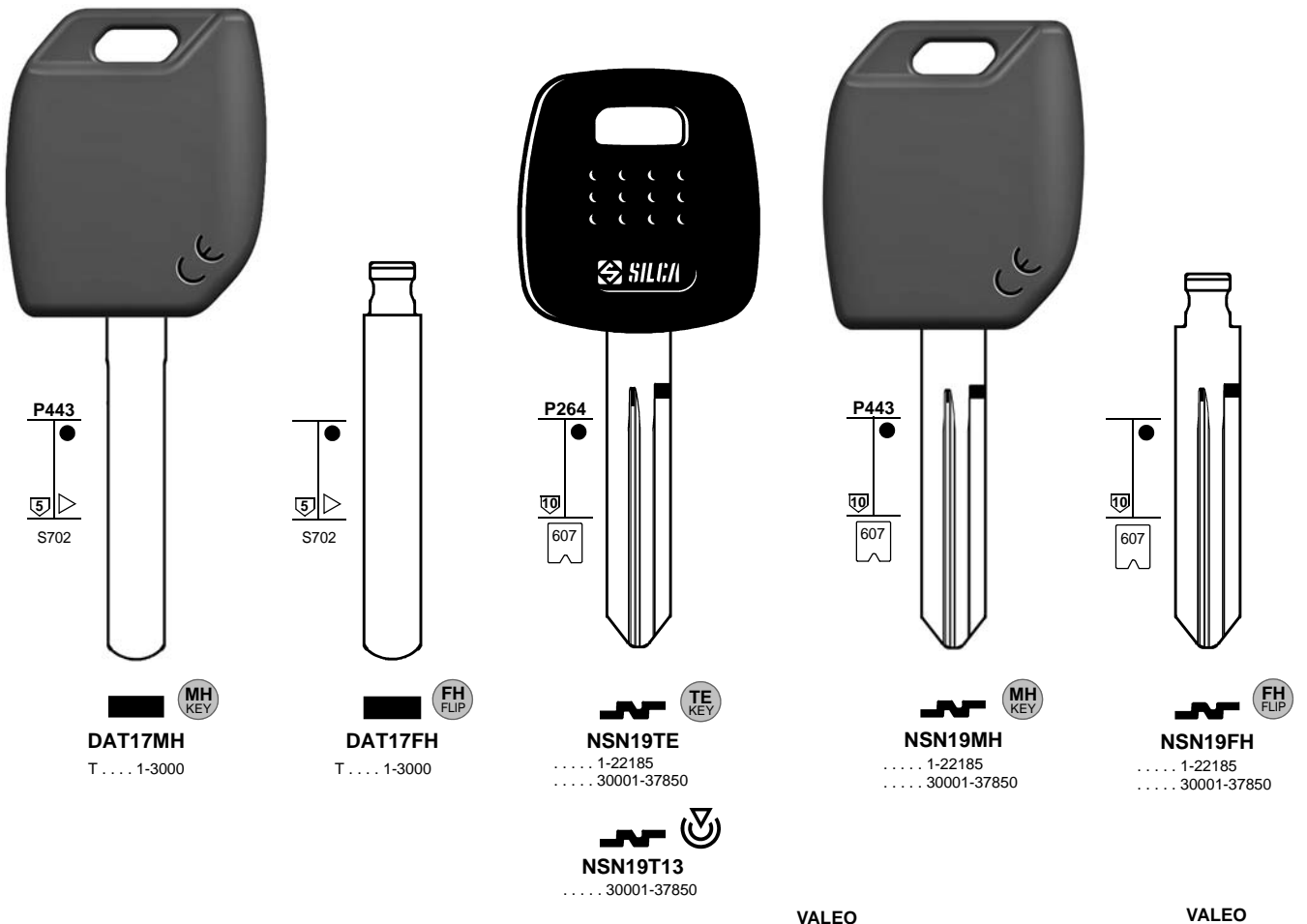
FOR:
PER:

SUBARU



FOR:
PER:

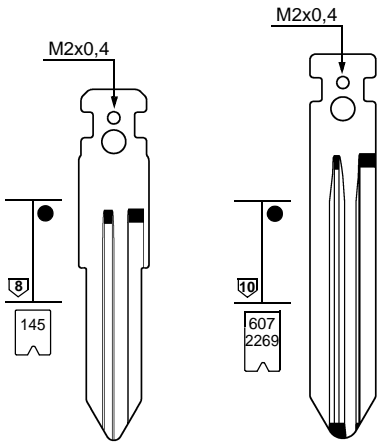
SUBARU



FOR:
PER:

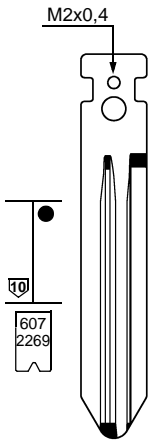
SUBARU

SUZUKI

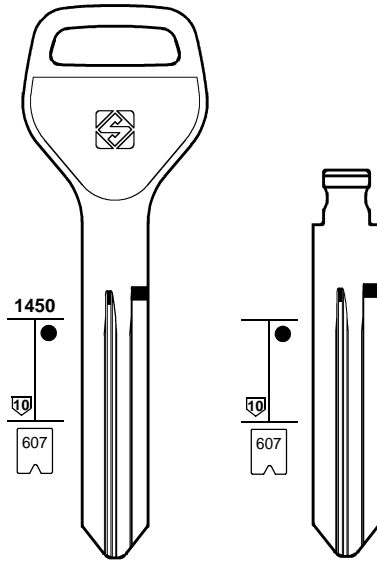


NSN11T
X 1-8000
X 8001-9000

VALEO

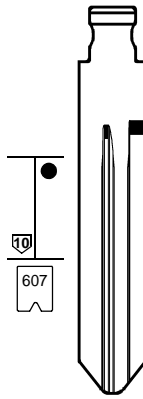


NSN14T
. 1-22185

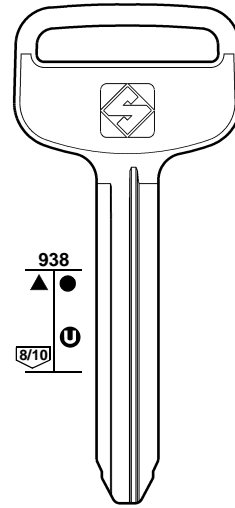


NSN19
. 30001-37850

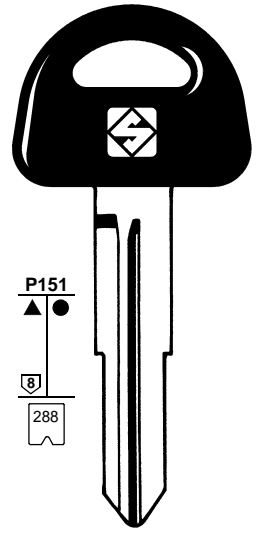
VALEO



NSN19FH
. 1-22185
. 30001-37850



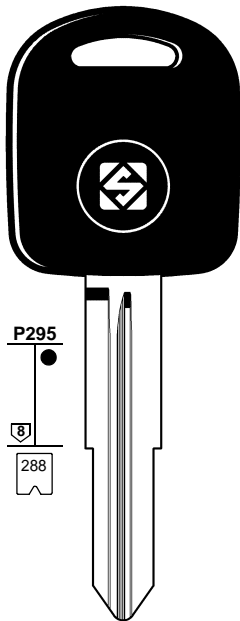
TOY43



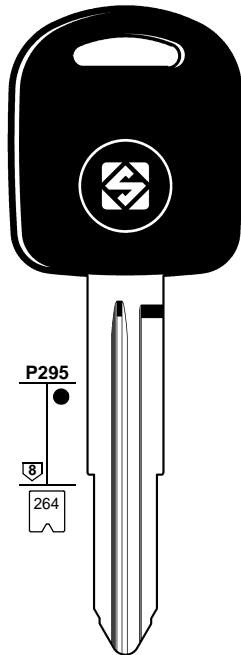
SZ11RP
. 18100-19299

FOR:
PER:

SUZUKI



SZ11RT4
. 18100-19299
. 19300-19617

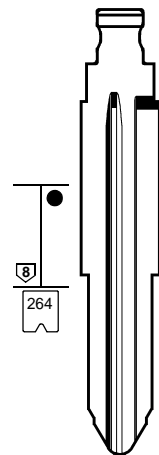


SZ12TE
U 1-2000

SZ12T4
U 1-2000



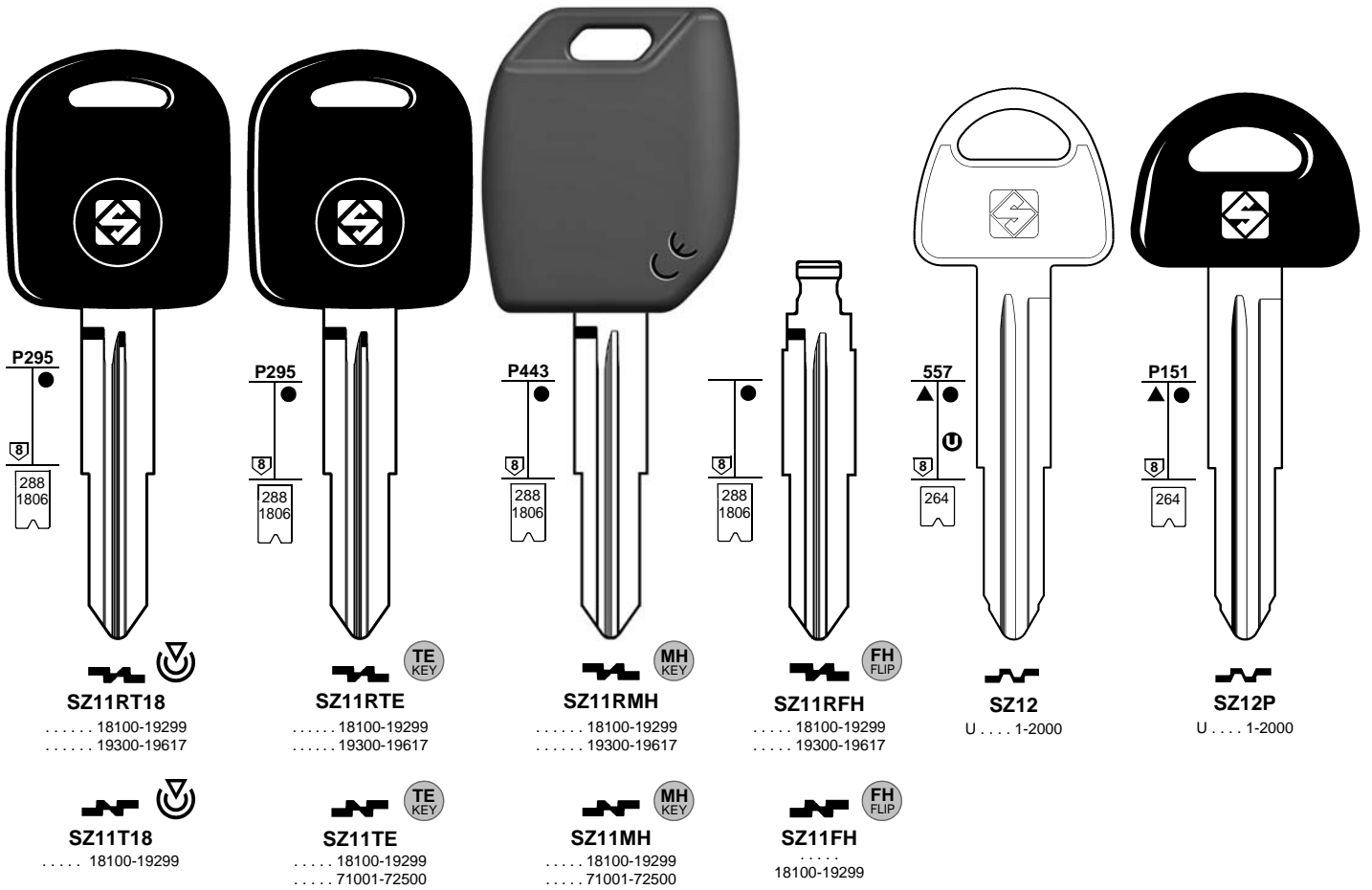
SZ12MH
U 1-2000



SZ12FH
U 1-2000


FOR:
PER:

SUZUKI



FOR:
PER:

SUZUKI



HUF

HUF

FOR:
PER:

SUZUKI



SZ11RT4

..... 18100-19299
..... 19300-19617



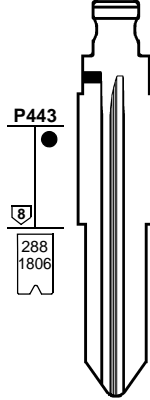
SZ11RTE

..... 18100-19299
..... 19300-19617



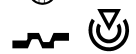
SZ11RMH

..... 18100-19299
..... 19300-19617



SZ11RFH

..... 18100-19299
..... 19300-19617



SZ12T4

U 1-2000

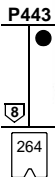


SZ12TE

U 1-2000

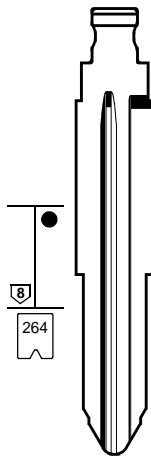
FOR:
PER:

SUZUKI



SZ12MH

U 1-2000



SZ12FH

U 1-2000



NSN14T14

..... 1-22185



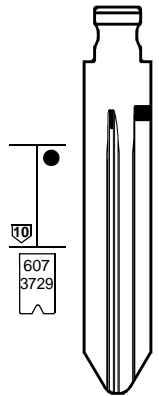
NSN14TE

..... 1-22185
..... 30001-37850



















NSN14MH

..... 1-22185
..... 30001-37850



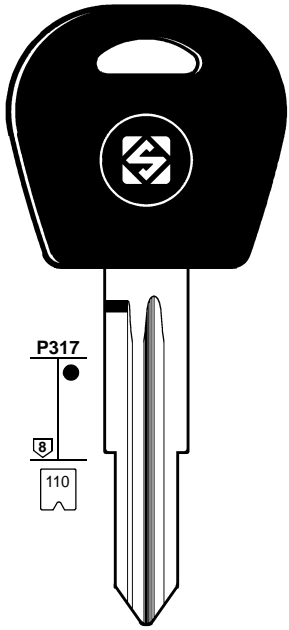
NSN14FH

..... 1-22185

1	2	2a	3	3a	3b	e1+e2		6	42+71	72	43+44a	12	15
						GTI COMPATIBLE		IGNITION 					
CAR MAKE MODEL	FROM	TO	SILCA REF.	SILCA REF.	SILCA REF.	COPY	GEN.	TRANSP. TYPE	FAST COPY PLUS RW4 PLUS FAST COPY/RW4	FAST COPY PLUS RW4 PLUS	FAST COPY RW4	STP	
													
For more info on the uses of car keys, refer to the Silca Electronic Keys Catalogue: 													
SUZUKI													
BALENO	1996	2001	SZ11RT4					TEXAS	4C				
BALENO	1996	2001	SZ12MH	SZ12TE	SZ12FH	Y	Y	TEXAS	4C	Y	P-BOX		
BALENO	1996	2001	SZ11RMH	SZ11RTE	SZ11RFH	Y	Y	TEXAS	4C	Y	P-BOX		
EQUATOR	2009		NSN14T14					PH / CR2	46				
EQUATOR	2009		NSN14MH	NSN14TE	NSN14FH	Y	Y	PH / CR2	46	Y	P-BOX		
ESCUDO [J]	1996	2002	SZ12T4					TEXAS	4C				
ESCUDO [J]	1996	2002	SZ11RT4					TEXAS	4C				
ESCUDO [J]	1996	2002	SZ12MH	SZ12TE	SZ12FH	Y	Y	TEXAS	4C	Y	P-BOX		
ESCUDO [J]	1996	2002	SZ11RMH	SZ11RTE	SZ11RFH	Y	Y	TEXAS	4C	Y	P-BOX		

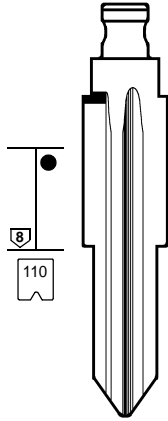
FOR:
PER:

SUZUKI



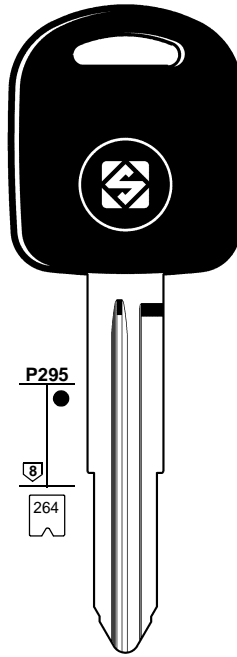
P317
8
110

DWO4RAP
J 1-1200
M 1-1200



8
110

DWO4RFH
J 1-1200
T 1-1200
M 1-1200



P295
8
264

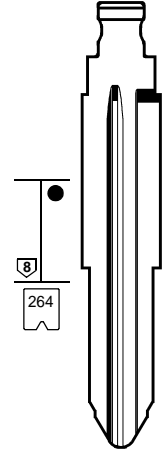
SZ12T4
U 1-2000

SZ12TE
U 1-2000



P443
8
264

SZ12MH
U 1-2000

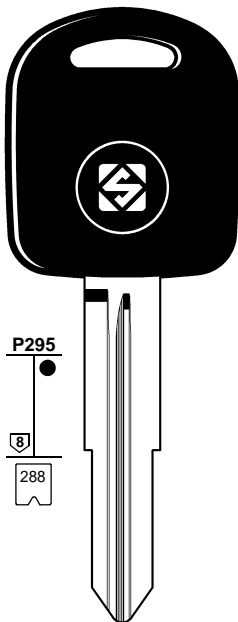


8
264

SZ12FH
U 1-2000

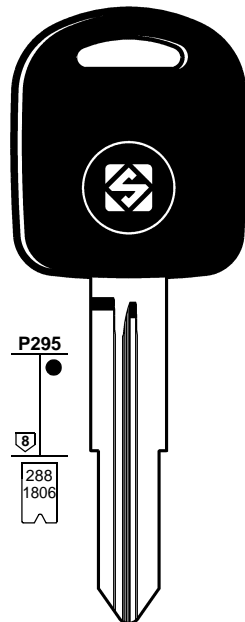
FOR:
PER:

SUZUKI



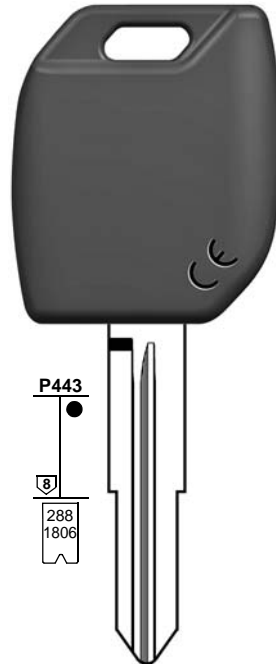
P295
8
288

SZ11RT4
..... 18100-19299
..... 19300-19617



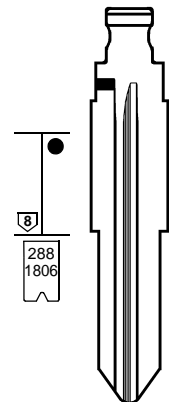
P295
8
288
1806

SZ11RTE
..... 18100-19299
..... 19300-19617



P443
8
288
1806

SZ11RMH
..... 18100-19299
..... 19300-19617



8
288
1806

SZ11RFH
..... 18100-19299
..... 19300-19617

FOR:
PER:

SUZUKI

P295
8
288

P460
8
1552
2756

P443
8
1552
2756

P460
8/10
264
1411
3124

SZ11RT18
..... 18100-19299
..... 19300-19617

SZ22TE
..... 25001-26200

SZ22MH
..... 25001-26200

SZ22FH
..... 25001-26200

HU133RTE
..... 50001-51308
U 1-2000
IP 5001-6308

HUF

FOR:
PER:

SUZUKI

P443
8/10
264
1411
3124

P314
10
1411

P452
10
1411

P443
10
1411

HU133RMH
..... 50001-51308
U 1-2000
IP 5001-6308

HU133RFH
..... 50001-51308
U 1-2000
IP 5001-6308

HU87RT18
..... 50001-51308

HU87RTE
..... 50001-51308

HU87RMH
..... 50001-51308

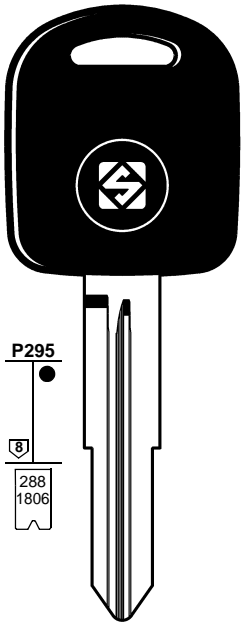
HU87RFH
..... 50001-51308

HU87RT9
..... 50001-51308

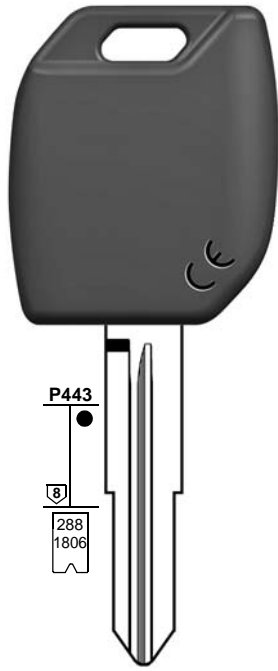
HUF

FOR:
PER:

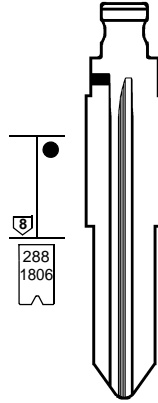
SUZUKI



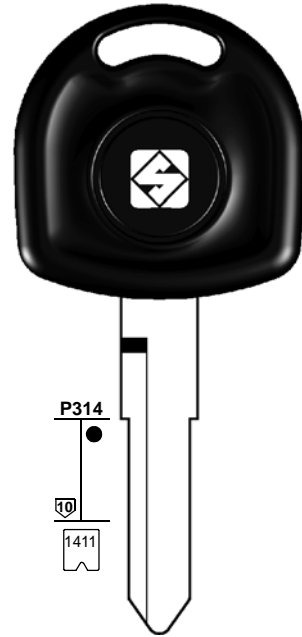
P295
8
288
1806



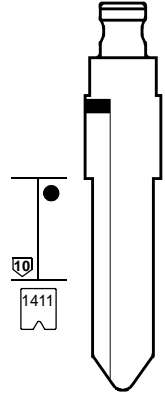
P443
8
288
1806



8
288
1806



P314
10
1411



10
1411



SZ11RTE

..... 18100-19299
..... 19300-19617



SZ11RT18

..... 18100-19299
..... 19300-19617



SZ11RMH

..... 18100-19299
..... 19300-19617



SZ11RFH

..... 18100-19299
..... 19300-19617



HU87RT5

.....
50001-51308



HU87RFH

..... 50001-51308



SZ11RT4

..... 18100-19299
..... 19300-19617

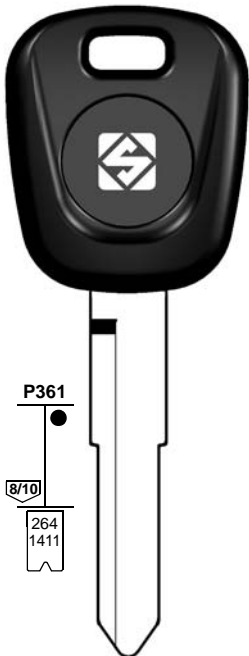


SZ11RT5

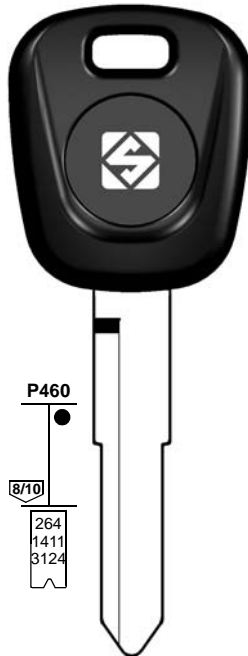
..... 18100-19299
..... 19300-19617

FOR:
PER:

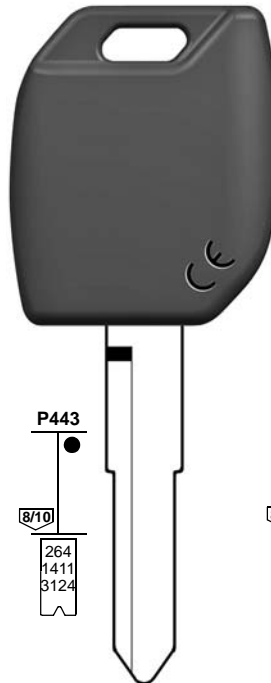
SUZUKI



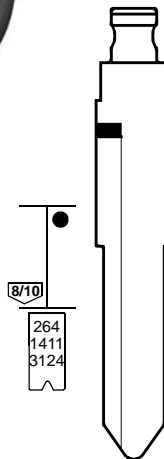
P361
8/10
264
1411



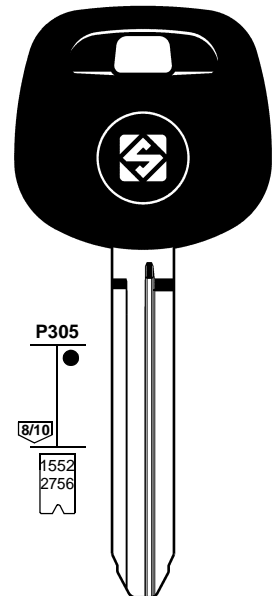
P460
8/10
264
1411
3124



P443
8/10
264
1411
3124



8/10
264
1411
3124



P305
8/10
1552
2756



HU133RT18

..... 50001-51308
U..... 1-2000



HU133RTE

..... 50001-51308
U..... 1-2000
IP..... 5001-6308



HU133RMH

..... 50001-51308
U..... 1-2000
IP..... 5001-6308



HU133RFH

..... 50001-51308
U..... 1-2000
IP..... 5001-6308



TOY43AT18

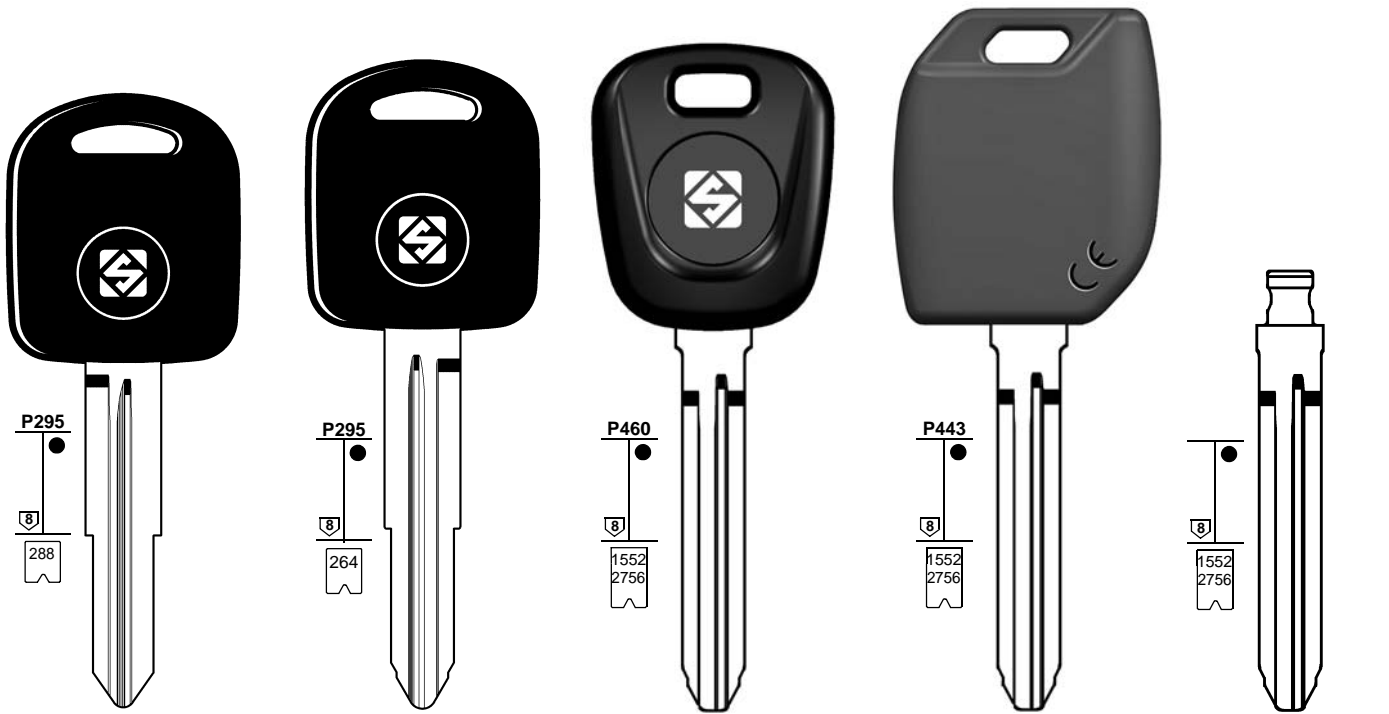
..... 25001-26200

HUF

HUF

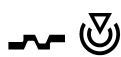
FOR:
PER:

SUZUKI



SZ11RT4

..... 18100-19299
..... 19300-19617



SZ12T4

U 1-2000



SZ22TE

..... 25001-26200



SZ22MH

..... 25001-26200

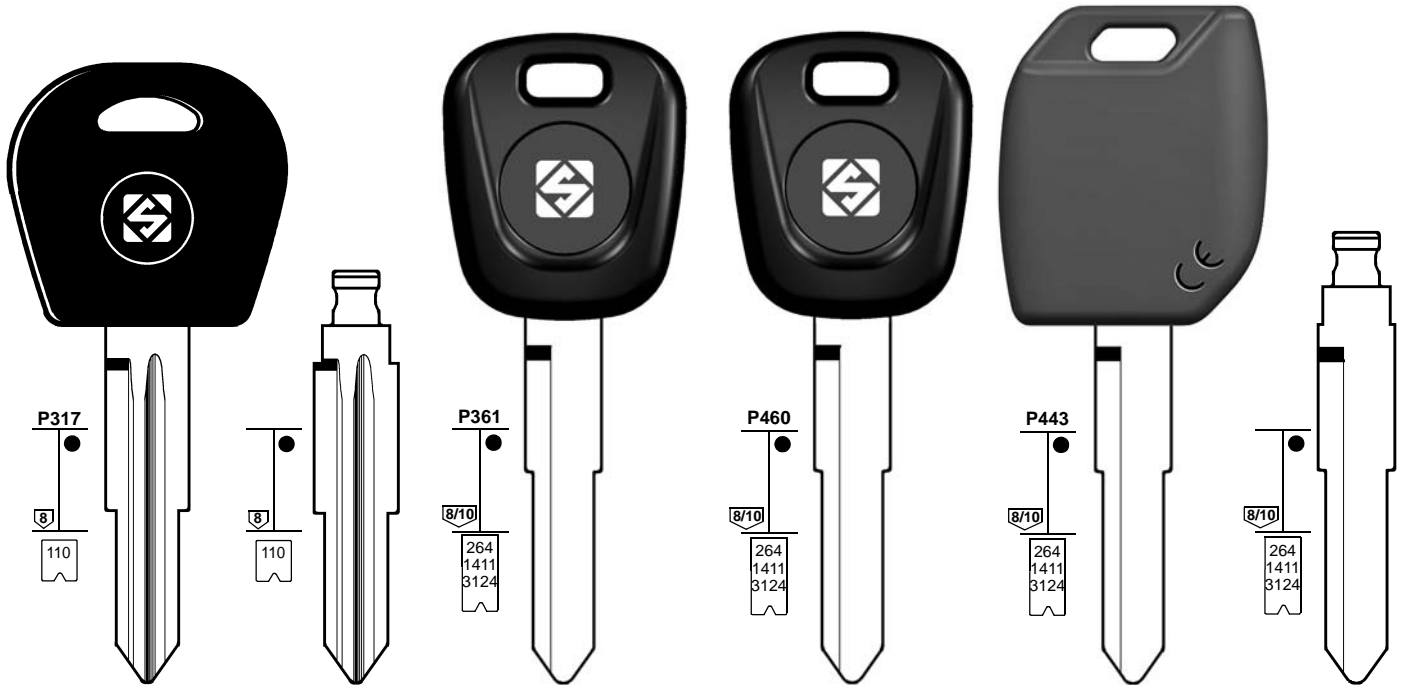


SZ22FH

..... 25001-26200

FOR:
PER:

SUZUKI



DWO4RAP

J 1-1200
M 1-1200

DWO4RFH

J 1-1200
T 1-1200
M 1-1200

HU133RT12

..... 50001-51308

HU133RT14

..... 50001-51308
U 1-2000
IP 5001-6308

HU133RTE

..... 50001-51308
U 1-2000
IP 5001-6308

HU133RMH

..... 50001-51308
U 1-2000
IP 5001-6308

HU133RFH

..... 50001-51308
U 1-2000
IP 5001-6308

HUF

HUF

FOR:
PER:

SUZUKI

Technical drawings of six Suzuki keys, each showing a top view of the head, a side view of the head, and a profile view of the blade. The keys are labeled with their respective part numbers and specifications.

Key Model	Head Part Number	Blade Part Number	Key Type	Application Range
SZ12TE	P295	264	TE KEY	U 1-2000
SZ12MH	P443	264	MH KEY	U 1-2000
SZ12FH	-	264	FH FLIP	U 1-2000
SZ11RTE	P295	288 1806	TE KEY 18100-19299 19300-19617
SZ11RMH	P443	288 1806	MH KEY 18100-19299 19300-19617
SZ11RFH	-	288 1806	FH FLIP 18100-19299 19300-19617

FOR:
PER:

SUZUKI

Technical drawings of four HUF keys, each showing a top view of the head, a side view of the head, and a profile view of the blade. The keys are labeled with their respective part numbers and specifications.

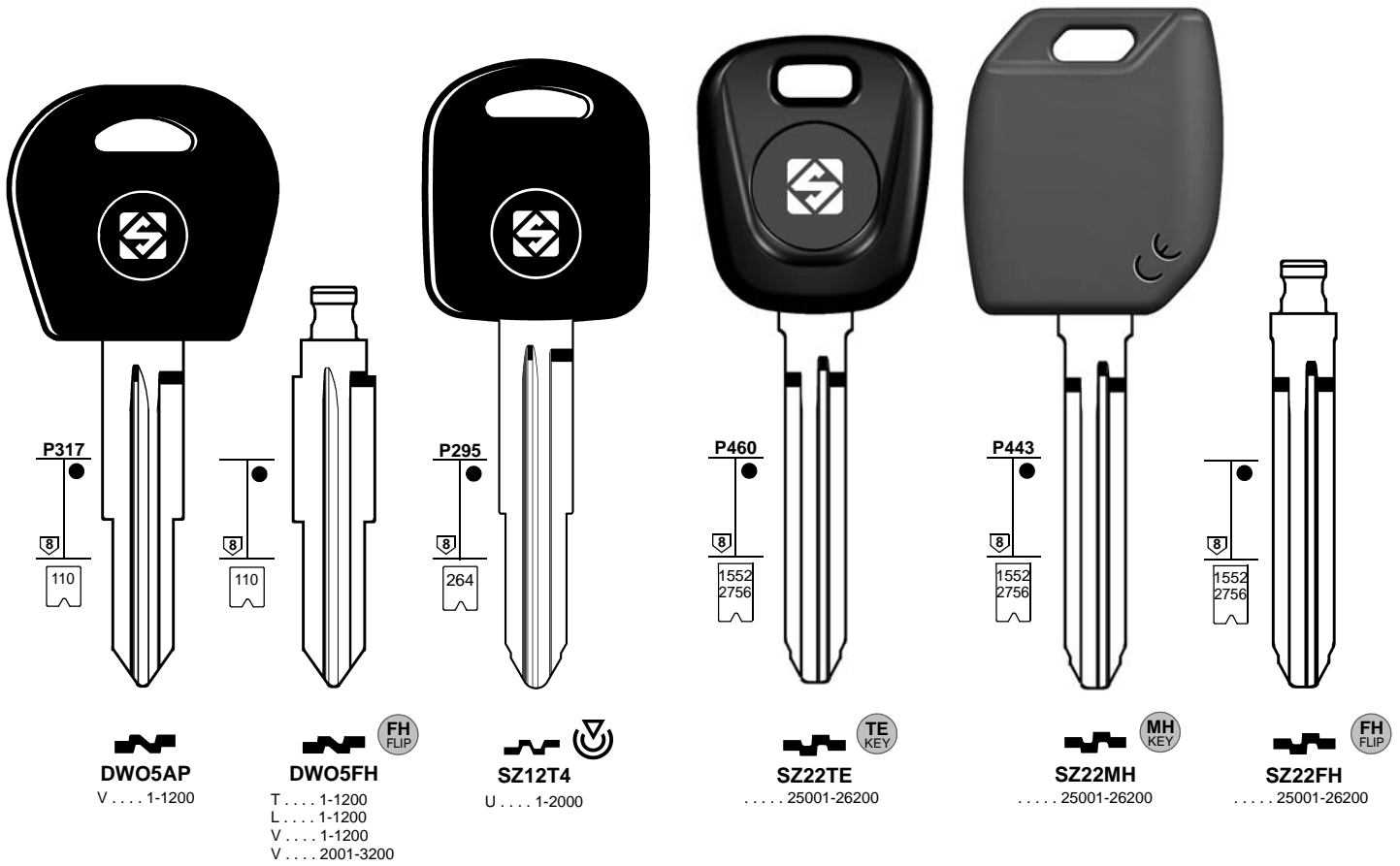
Key Model	Head Part Number	Blade Part Number	Key Type	Application Range
HU133RT14	P361	264 1411 3124	- 50001-51308 U 1-2000 IP 5001-6308
HU133RTE	P460	264 1411 3124	TE KEY 50001-51308 U 1-2000 IP 5001-6308
HU133RMH	P443	264 1411 3124	MH KEY 50001-51308 U 1-2000 IP 5001-6308
HU133RFH	-	264 1411 3124	FH FLIP 50001-51308 U 1-2000 IP 5001-6308

HUF

HUF

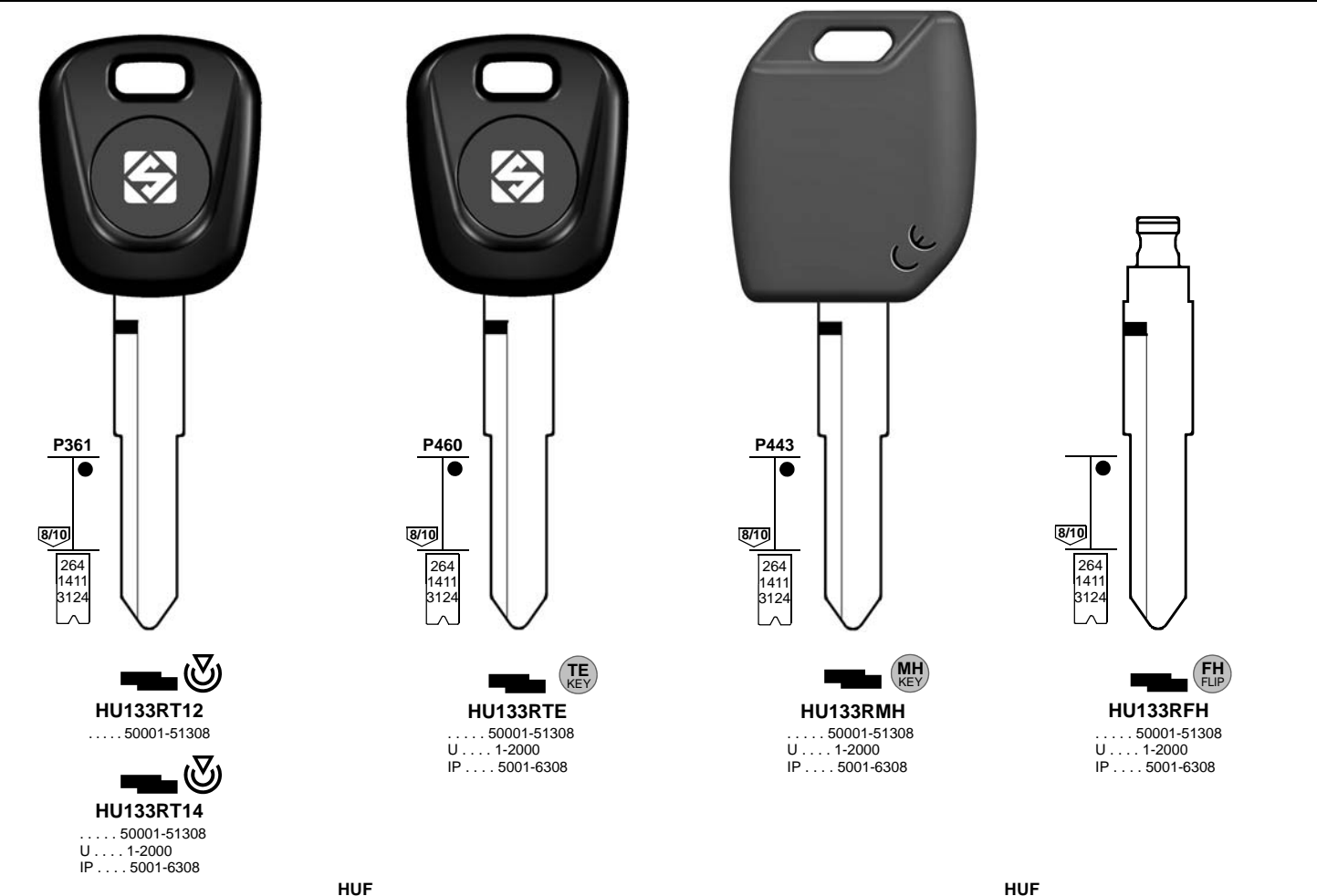
FOR:
PER:

SUZUKI



FOR:
PER:

SUZUKI



1	2	2a	3	3a	3b	e1+e2		6	42+71	72	43+44a	12	15
						GTI COMPATIBLE		IGNITION 					
CAR MAKE MODEL	FROM	TO	SILCA REF.	SILCA REF.	SILCA REF.	COPY	GEN.	TRANSP. TYPE	FAST COPY PLUS RW4 PLUS FAST COPY/RW4	FAST COPY PLUS RW4 PLUS	FAST COPY RW4	STP	
													
For more info on the uses of car keys, refer to the Silca Electronic Keys Catalogue: 													
SUZUKI													
SWIFT	2005		SZ22MH	SZ22TE	SZ22FH	Y	Y	TEX / CR	66	Y	P-BOX		
SX4	2006		HU133RT14					PH / CR2	46				
SX4	2006		HU133RMH	HU133RTE	HU133RFH	Y	Y	PH / CR2	46	Y	P-BOX		
SX4 DIESEL	2006		HU133RT12		HU133RFH			PH / CR	40				
SX4 (USA)	2006												
VERONA	2004	2007	DWO5AP		DWO5FH								
VITARA	1996	2002	SZ12T4					TEXAS	4C				

FOR:
PER:

SUZUKI

SZ11RTE
..... 18100-19299
..... 19300-19617

SZ11RMH
..... 18100-19299
..... 19300-19617

SZ11RFH
..... 18100-19299
..... 19300-19617

SZ12TE
U 1-2000

SZ12MH
U 1-2000

SZ12FH
U 1-2000

SZ11RT4
..... 18100-19299
..... 19300-19617

FOR:
PER:

SUZUKI

HU87RT5
..... 50001-51308

HU87RFH
..... 50001-51308

SZ11R
..... 18100-19299

SZ11RP
..... 18100-19299

GM30AP
..... 10001-15000

B111-PT
G 0-3631

HU87RT9
..... 50001-51308

FOR:
PER:

TATA

The key shape may differ from the key drawing

TAT1P
T 1-1200
S 1-5200

TAT1TE **TE KEY**
T 1-1200
S 1-5200

TAT1MH **MH KEY**
T 1-1200
S 1-5200

TAT1FH **FH FLIP**
T 1-1200
S 1-5200

TAT2P

TAT3RP

FOR:
PER:

TOYOTA

TOY43ATE **TE KEY**
..... 10001-15000
..... 50000-59999
..... 60000-69999
S232

TOY43AT4 **TE KEY**
..... 10001-15000
..... 50000-59999
..... 60000-69999

TOY43AT31 **TE KEY**
..... 10001-15000
..... 50000-59999
..... 60000-69999

TOY43MH **MH KEY**
..... 10001-15000
..... 50000-59999
..... 60000-69999
..... 25001-26200
..... 1-5000

TOY43FH **FH FLIP**
..... 10001-15000
..... 50000-59999
..... 60000-69999
..... 25001-26200

1	2	2a	3	3a	3b	e1+e2	6	42+71	72	43+44a	12	15	
						GTI COMPATIBLE	IGNITION 						
CAR MAKE MODEL	FROM	TO	SILCA REF.	SILCA REF.	SILCA REF.	COPY	GEN.	TRANSP. TYPE	FAST COPY PLUS RW4 PLUS FAST COPY/RW4	FAST COPY PLUS RW4 PLUS	FAST COPY RW4	STP	
For more info on the uses of car keys, refer to the Silca Electronic Keys Catalogue:													
TATA													
ARIA	2010		TAT1MH	TAT1TE	TAT1FH	Y	Y	PH / CR2	46	Y	P-BOX		
INDICA	2000		TAT1P		TAT1FH								
INDICA	2008		TAT1MH	TAT1TE	TAT1FH	Y	Y	PH / CR2	46	Y	P-BOX		
INDIGO	2008		TAT1MH	TAT1TE	TAT1FH	Y	Y	PH / CR2	46	Y	P-BOX		
MANZA	2009		TAT1MH	TAT1TE	TAT1FH	Y	Y	PH / CR2	46	Y	P-BOX		
NANO	2009		TAT2P										
SAFARI	1999							TEMIC	11				
XENON	2007		TAT3RP										
TOYOTA													
4RUNNER	1999	2002	TOY43AT4					TEXAS	4C				E
4RUNNER	1999	2002	TOY43MH	TOY43ATE	TOY43FH	Y	Y	TEXAS	4C	Y	P-BOX		
ALPHARD	2005		TOY43AT31					TEX / CR	67				I
ALPHARD	2005		TOY43MH	TOY43ATE	TOY43FH	Y	Y	TEX / CR	67	Y	P-BOX		
AURION (Aus)	2006		TOY43AT31					TEX / CR	67				I
AURION (Aus)	2006		TOY43MH	TOY43ATE	TOY43FH	Y	Y	TEX / CR	67	Y	P-BOX		
AURIS	2006		TOY43AT31					TEX / CR	67				I
AURIS	2006		TOY43MH	TOY43ATE	TOY43FH	Y	Y	TEX / CR	67	Y	P-BOX		
AURIS (EU)	2007		SMARTKEY					TEX / CR	70				
AURIS (EU)	2007							TEX / CR	70				

FOR:
PER:

TOYOTA

TOY44
..... 10001-15000

TOY43P
..... 10001-15000

TOY43T2
..... 10001-15000
..... 50000-59999
..... 60000-69999

TOY43TE
..... 10001-15000
..... 50000-59999
..... 60000-69999

TOY43MH
..... 10001-15000
..... 50000-59999
..... 60000-69999
..... 25001-26200
..... 1-5000

TOY43FH
..... 10001-15000
..... 50000-59999
..... 60000-69999
..... 25001-26200

TOY43AT4
..... 10001-15000
..... 50000-59999
..... 60000-69999

TOY43AT31
..... 10001-15000
..... 50000-59999
..... 60000-69999

TOY43ATE
..... 10001-15000
..... 50000-59999
..... 60000-69999

FOR:
PER:

TOYOTA

TOY47BP
T (VALET) 1-13284
T (MASTER) 1-13284
..... (VALET) 1-13284
..... (MASTER) 1-13284

TOY47TE
..... 1-13284
T 1-13284

TOY47T4
..... 1-13284
T 1-13284






















TOY47MH
..... 1-13284
T 1-13284

TOY47FH
..... 1-13284
T 1-13284

VA6MH
..... 1234Q5678H
..... ABCDEF
..... 12897-A9999

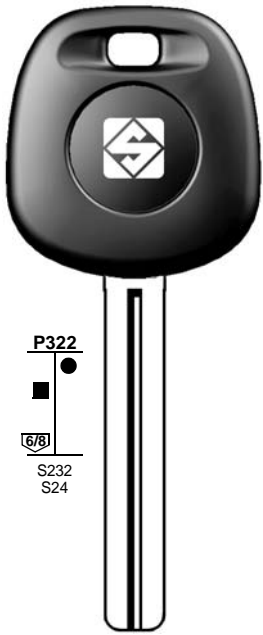
VA6FH
..... 12897-A9999
..... ABCDEF
..... 1234Q5678H

HUF - VALEO

1	2	2a	3	3a	3b	e1+e2	6	42+71	72	43+44a	12	15	
						GTI COMPATIBLE	IGNITION						
						  							
CAR MAKE MODEL	FROM	TO	SILCA REF.	SILCA REF.	SILCA REF.	COPY	GEN.	TRANSP. TYPE	FAST COPY PLUS RW4 PLUS FAST COPY/RW4	FAST COPY PLUS RW4 PLUS	FAST COPY RW4	STP	
													
For more info on the uses of car keys, refer to the Silca Electronic Keys Catalogue:						   							
TOYOTA													
AURIS (EU)	2007		TOY47MH	TOY47TE	TOY47FH	Y	Y	TEX / CR	70	Y	P-BOX		
AVENSIS	1998	2000	TOY47T4					TEXAS	4C				S11
AVENSIS	1998	2000	TOY47MH	TOY47TE	TOY47FH	Y	Y	TEXAS	4C	Y	P-BOX		
AVENSIS	2000	2003	TOY47T16					TEX / CR	60				
AVENSIS	2000	2003	TOY47MH	TOY47TE	TOY47FH	Y	Y	TEX / CR	60	Y	P-BOX		
AVENSIS	2003							TEX / CR	70				
AVENSIS	2003		TOY47MH	TOY47TE	TOY47FH	Y	Y	TEX / CR	70	Y	P-BOX		
AVENSIS VERSO	2001	2003	TOY43AT4					TEXAS	4C				E
AVENSIS VERSO	2001	2003	TOY43MH	TOY43ATE	TOY43FH	Y	Y	TEXAS	4C	Y	P-BOX		
AYGO	2005							TEX / CR	70				
AYGO	2005		VA6MH		VA6FH	Y	Y	TEX / CR	70	Y	P-BOX		
CAMRY	1996	2005	TOY43AT4					TEXAS	4C				E
CAMRY	1996	2005	TOY43MH	TOY43ATE	TOY43FH	Y	Y	TEXAS	4C	Y	P-BOX		
CAMRY	2006		TOY43MH	TOY43ATE	TOY43FH	Y	Y	TEX / CR	67	Y	P-BOX		
CAMRY	2006		TOY43AT31					TEX / CR	67				I
CARINA	1994	1995	TOY47BP										
CARINA	1995	1995	TOY43P										
CARINA	1995	1995	TOY44										
CARINA	1996	2000	TOY43T2	TOY43TE	TOY43FH			PH	33	Y	Y		S11
CARINA	1996	2000	TOY47T4					TEXAS	4C				S11
CARINA	1996	2000	TOY47MH	TOY47TE	TOY47FH	Y	Y	TEXAS	4C	Y	P-BOX		
CELICA	1995	1995	TOY43P										
CELICA	1995	1995	TOY44										
CELICA	1996	2000	TOY43T2	TOY43TE	TOY43FH			PH	33	Y	Y		S11
CELICA	2000	2005	TOY43AT4					TEXAS	4C				E
CELICA	2000	2005	TOY43MH	TOY43ATE	TOY43FH	Y	Y	TEXAS	4C	Y	P-BOX		

FOR:
PER:

TOYOTA



P322

6/8

S232
S24



TOY40BT4
..... 1-5000



P450

6/8

S232
S24



TOY40BTE
..... 1-5000



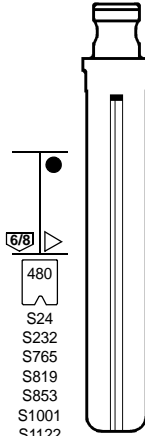
P443

6/8

480
S24
S232
S765
S819
S853
S1001
S1122
S1150
S1356



TOY40MH
..... 1-5000
L 0001-1000
G 0001-2500
J 0001-2500
K 0001-2500
P 0001-2500
..... 30001-31200

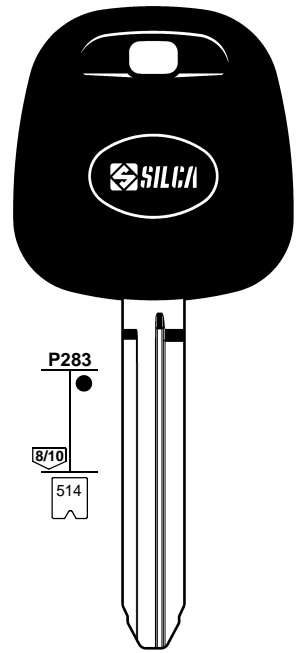


6/8

480
S24
S232
S765
S819
S853
S1001
S1122
S1150
S1356



TOY40FH
..... 1-5000
L 0001-1000
J 0001-2500



P283

8/10

514



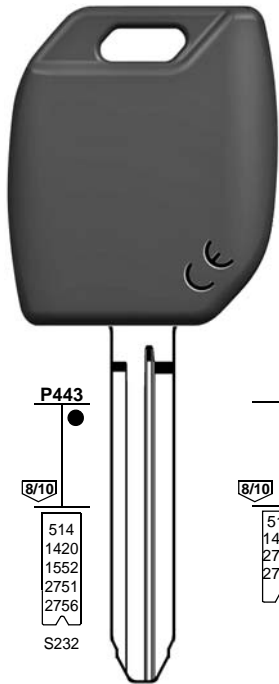
TOY43T3
.....
10001-15000



TOY43TE
.....
10001-15000
50000-59999
60000-69999

FOR:
PER:

TOYOTA



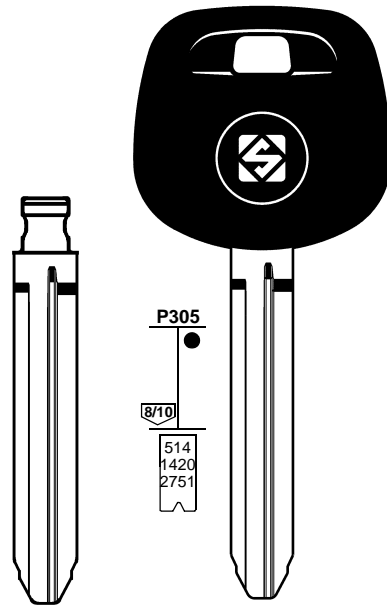
P443

8/10

514
1420
1552
2751
2756
S232



TOY43MH
..... 10001-15000
..... 50000-59999
..... 60000-69999
..... 25001-26200
..... 1-5000



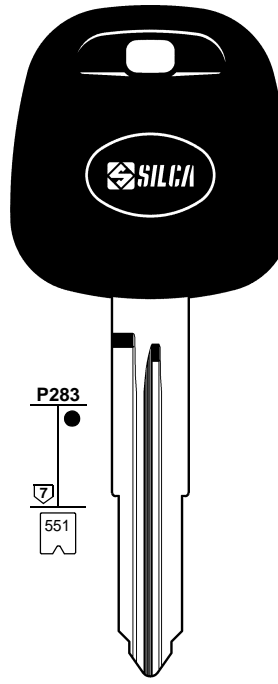
P305

8/10

514
1420
2751



TOY43FH
..... 10001-15000
..... 50000-59999
..... 60000-69999
..... 25001-26200



P283

7

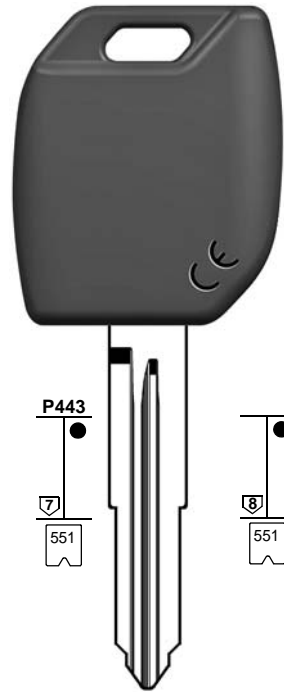
551



TOY46RTE
N 1-2000



TOY46RT3
N 1-2000



P443

7

551



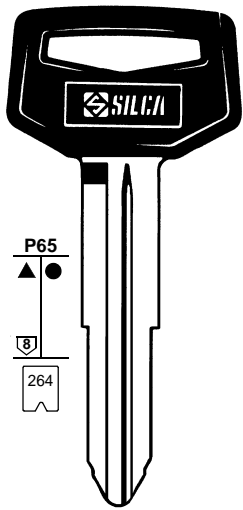
TOY46RMH
N 1-2000



TOY46RFH
N 1-2000

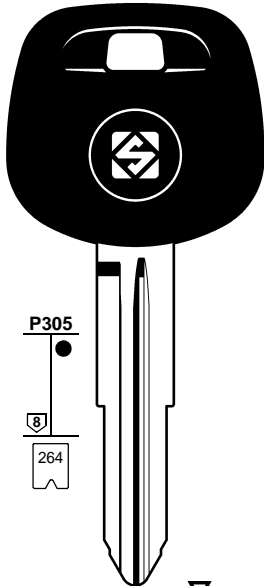
FOR:
PER:

TOYOTA



TOY38RP

W 1-2409
P 1-2390
G 1-2377
X 1-2248

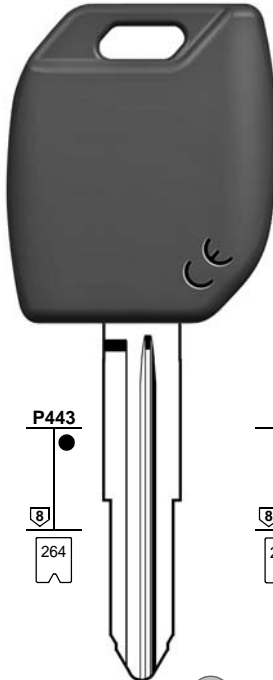


TOY41RAT4

G 1-2377
P 1-2390
X 1-2248

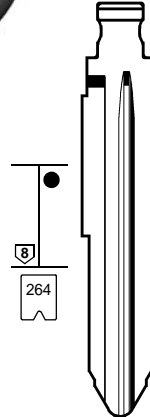
TOY41RATE

D 1-3000
G 1-2377
P 1-2390
X 1-2248



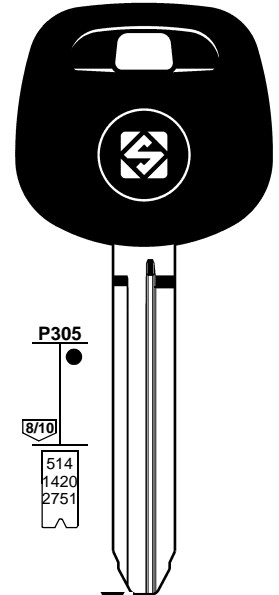
TOY41RMH

D 1-3000
D 3001-4000
G 1-2377
P 1-2390
X 1-2248



TOY41RFH

G 1-2377
P 1-2390
X 1-2248



TOY43AT31

..... 10001-15000
..... 50000-59999
..... 60000-69999

TOY43AT4

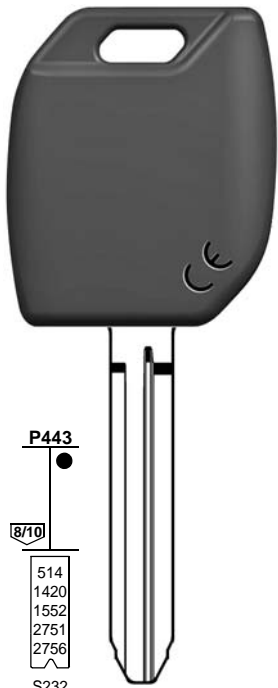
..... 10001-15000
..... 50000-59999
..... 60000-69999

TOY43ATE

..... 10001-15000
..... 50000-59999
..... 60000-69999

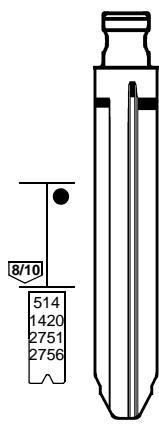
FOR:
PER:

TOYOTA



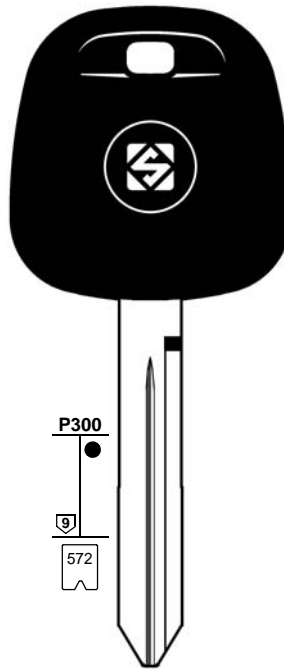
TOY43MH

..... 10001-15000
..... 50000-59999
..... 60000-69999
..... 25001-26200
..... 1-5000



TOY43FH

..... 10001-15000
..... 50000-59999
..... 60000-69999
..... 25001-26200



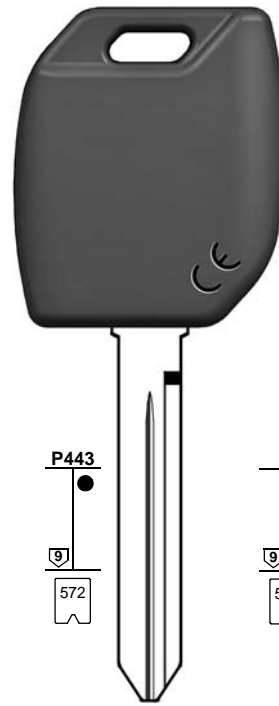
TOY47TE

..... 1-13284
T 1-13284



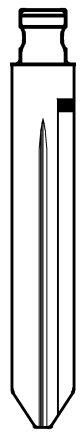
TOY47T4

..... 1-13284
T 1-13284
























TOY47MH

..... 1-13284
T 1-13284



TOY47FH

..... 1-13284
T 1-13284

1	2	2a	3	3a	3b	e1+e2		6	42+71	72	43+44a	12	15	
						GTI COMPATIBLE		IGNITION						
														
CAR MAKE MODEL		FROM	TO	SILCA REF.	SILCA REF.	SILCA REF.	COPY	GEN.	TRANSP. TYPE	FAST COPY PLUS RW4 PLUS FAST COPY/RW4	FAST COPY PLUS RW4 PLUS	FAST COPY RW4	STP	
														
For more info on the uses of car keys, refer to the Silca Electronic Keys Catalogue:														
TOYOTA														
COROLLA	1999	2006	TOY47T4						TEXAS	4C				S11
COROLLA	1999	2006	TOY47MH	TOY47TE	TOY47FH	Y	Y		TEXAS	4C	Y	P-BOX		
COROLLA	2007		TOY43AT31						TEX / CR	67				I
COROLLA	2007		TOY43MH	TOY43ATE	TOY43FH	Y	Y		TEX / CR	67	Y	P-BOX		
COROLLA (S.Africa)	2008								TEX / CR	70				S11
COROLLA (S.Africa)	2008		TOY47MH	TOY47TE	TOY47FH	Y	Y		TEX / CR	70	Y	P-BOX		
COROLLA VERSO	2005		SMARTKEY						TEX / CR	67				
ECHO	1999	2005	TOY41RAT4						TEXAS	4C				E
ECHO	1999	2005	TOY41RMH	TOY41RATE	TOY41RFH	Y	Y		TEXAS	4C	Y	P-BOX		
ECHO VERSO	2002	2005	TOY43AT4						TEXAS	4C				E
ECHO VERSO	2002	2005	TOY43MH	TOY43ATE	TOY43FH	Y	Y		TEXAS	4C	Y	P-BOX		
FJ CRUISER	2007		TOY43MH	TOY43ATE	TOY43FH	Y	Y		TEX / CR	67	Y	P-BOX		
FJ CRUISER	2007		TOY43AT31						TEX / CR	67				I
FORTUNER	2007		TOY43AT31						TEX / CR	67				I
FORTUNER	2007		TOY43MH	TOY43ATE	TOY43FH	Y	Y		TEX / CR	67	Y	P-BOX		
GT 86	2012								TEX / MA	6E				
HIACE	1995	2006	TOY43AT4						TEXAS	4C				E
HIACE	1995	2006	TOY43MH	TOY43ATE	TOY43FH	Y	Y		TEXAS	4C	Y	P-BOX		
HIACE	2007		TOY43AT31						TEX / CR	67				I
HIACE	2007		TOY43MH	TOY43ATE	TOY43FH	Y	Y		TEX / CR	67	Y	P-BOX		
HILUX	1999	2004	TOY43AT4						TEXAS	4C				E
HILUX	1999	2004	TOY43MH	TOY43ATE	TOY43FH	Y	Y		TEXAS	4C	Y	P-BOX		
HILUX	2005		TOY43AT31						TEX / CR	67				
HILUX	2005		TOY43MH	TOY43ATE	TOY43FH	Y	Y		TEX / CR	67	Y	P-BOX		
HILUX 4X4	1995	1995	TOY38RP											
INNOVA KIJANG	2005		TOY43AT31						TEX / CR	67				I
INNOVA KIJANG	2005		TOY43MH	TOY43ATE	TOY43FH	Y	Y		TEX / CR	67	Y	P-BOX		
IQ	2008		TOY43AT31						TEX / CR	67				
IQ	2008		TOY43MH	TOY43ATE	TOY43FH	Y	Y		TEX / CR	67	Y	P-BOX		
LAND CRUISER PRADO	2002		TOY43AT31						TEX / CR	67				I
LAND CRUISER PRADO	2002		TOY43MH	TOY43ATE	TOY43FH	Y	Y		TEX / CR	67	Y	P-BOX		

FOR:
PER:

TOYOTA

P322
S232
S24

P450
S232
S24

P443
480
S24
S232
S765
S819
S853
S1001
S1122
S1150
S1356

P305
514
1420
2751

TE KEY
TOY43ATE
..... 10001-15000
..... 50000-59999
..... 60000-69999

TOY40BT4
..... 1-5000

TE KEY
TOY40BTE
..... 1-5000

MH KEY
TOY40MH
..... 1-5000
L 0001-1000
G 0001-2500
J 0001-2500
K 0001-2500
P 0001-2500
..... 30001-31200

FH FLIP
TOY40FH
..... 1-5000
L 0001-1000
J 0001-2500

TOY43AT4
..... 10001-15000
..... 50000-59999
..... 60000-69999

TOY43AT31
..... 10001-15000
..... 50000-59999
..... 60000-69999

FOR:
PER:

TOYOTA

P443
8/10
514
1420
1552
2751
2756
S232

P322
S397
S855

P450
S397
S855

P443
S397
S855

MH KEY
TOY43MH
..... 10001-15000
..... 50000-59999
..... 60000-69999
..... 25001-26200
..... 1-5000

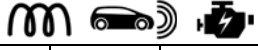















FH FLIP
TOY43FH
..... 10001-15000
..... 50000-59999
..... 60000-69999
..... 25001-26200

TOY48BT4
..... 40000-49999

TE KEY
TOY48BTE
..... 40000-49999

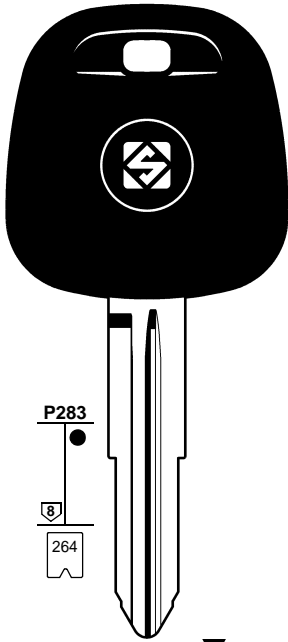
MH KEY
TOY48MH
..... 40000-49999

FH FLIP
TOY48FH
..... 40000-49999

1	2	2a	3	3a	3b	e1+e2		6	42+71	72	43+44a	12	15
						GTI COMPATIBLE		IGNITION 					
CAR MAKE MODEL	FROM	TO	SILCA REF.	SILCA REF.	SILCA REF.	COPY	GEN.	TRANSP. TYPE	FAST COPY PLUS RW4 PLUS FAST COPY/RW4	FAST COPY PLUS RW4 PLUS	FAST COPY RW4	STP	
													
For more info on the uses of car keys, refer to the Silca Electronic Keys Catalogue: 													
TOYOTA													
LAND CRUISER 100	1998	2000	TOY40BT4					TEXAS	4C				E
LAND CRUISER 100	1998	2002	TOY43AT4					TEXAS	4C				E
LAND CRUISER 100	1998	2000	TOY40MH	TOY40BTE	TOY40FH	Y	Y	TEXAS	4C	Y	P-BOX		
LAND CRUISER 100	1998	2002	TOY43MH	TOY43ATE	TOY43FH	Y	Y	TEXAS	4C	Y	P-BOX		
LAND CRUISER 100	2000	2002	TOY48BT4					TEXAS	4C				E
LAND CRUISER 100	2000	2002	TOY48MH	TOY48BTE	TOY48FH	Y	Y	TEXAS	4C	Y	P-BOX		
LAND CRUISER 100	2003	2008	TOY43AT31					TEX / CR	67				I
LAND CRUISER 100	2003	2008	TOY43MH	TOY43ATE	TOY43FH	Y	Y	TEX / CR	67	Y	P-BOX		
LAND CRUISER 100 (AUS)	2003							TEX / CR	60				
LAND CRUISER 100 (AUS)	2003		TOY48MH	TOY48BTE	TOY48FH	Y		TEX / CR	60	Y	P-BOX		
LAND CRUISER 120	2002		TOY43AT31					TEX / CR	67				I
LAND CRUISER 120	2002		TOY43MH	TOY43ATE	TOY43FH	Y	Y	TEX / CR	67	Y	P-BOX		
LAND CRUISER 200	2008		SMARTKEY					TEX / CR	67				
LAND CRUISER 90	1996	2002	TOY43AT4					TEXAS	4C				E
LAND CRUISER 90	1996	2002	TOY43MH	TOY43ATE	TOY43FH	Y	Y	TEXAS	4C	Y	P-BOX		

FOR:
PER:

TOYOTA



P283
8
264



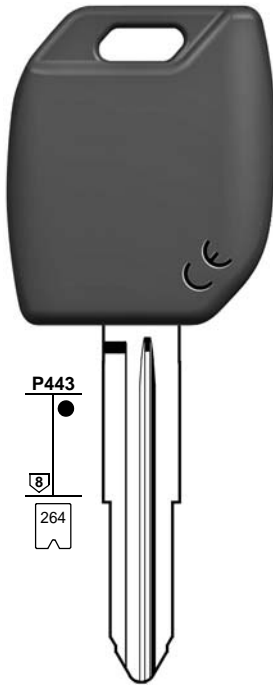
TOY41RT4

G 1-2377
P 1-2390
X 1-2248



TOY41RTE

D 1-3000
G 1-2377
P 1-2390
X 1-2248

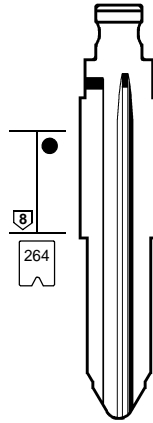


P443
8
264



TOY41RMH

D 1-3000
D 3001-4000
G 1-2377
P 1-2390
X 1-2248

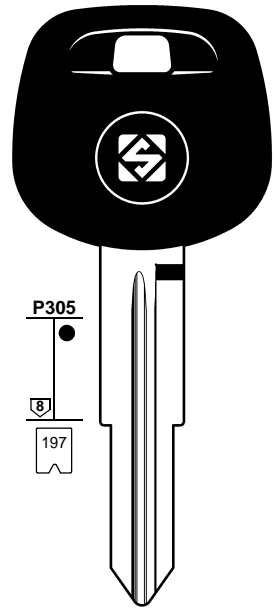


8
264



TOY41RFH

G 1-2377
P 1-2390
X 1-2248



P305
8
197

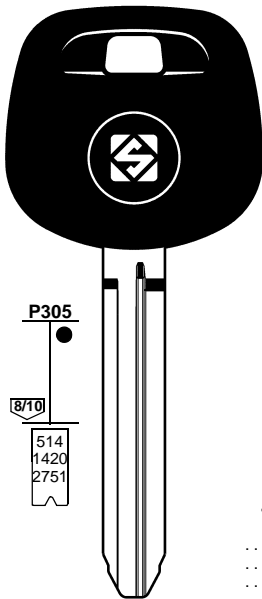


TOY42AT5

S 1-2878

FOR:
PER:

TOYOTA



P305
8/10
514
1420
2751



TOY43AT4

. 10001-15000
. 50000-59999
. 60000-69999



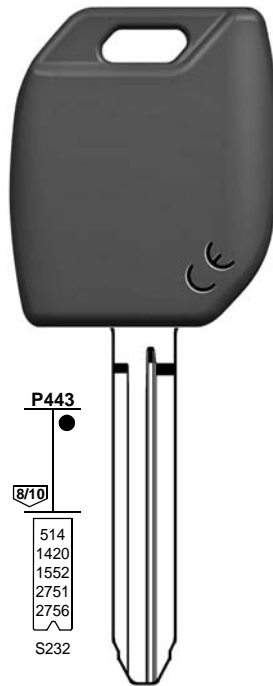
TOY43ATE

. 10001-15000
. 50000-59999
. 60000-69999



TOY43AT31

. 10001-15000
. 50000-59999
. 60000-69999

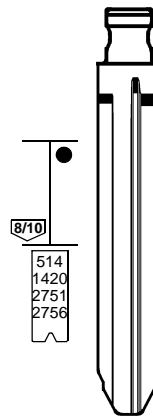


P443
8/10
514
1420
1552
2751
2756
S232



TOY43MH

. 10001-15000
. 50000-59999
. 60000-69999
. 25001-26200
. 1-5000



8/10
514
1420
2751
2756



TOY43FH

. 10001-15000
. 50000-59999
. 60000-69999
. 25001-26200

1	2	2a	3	3a	3b	e1+e2	6	42+71	72	43+44a	12	15	
						GTI COMPATIBLE	IGNITION						
CAR MAKE MODEL	FROM	TO	SILCA REF.	SILCA REF.	SILCA REF.	COPY	GEN.	TRANSP. TYPE	FAST COPY PLUS RW4 PLUS FAST COPY/RW4	FAST COPY PLUS RW4 PLUS	FAST COPY RW4	STP	
For more info on the uses of car keys, refer to the Silca Electronic Keys Catalogue:													
TOYOTA													
MR2	1997	2007	TOY41RT4					TEXAS	4C				S11
MR2	1997	2007	TOY41RMH	TOY41RTE	TOY41RFH	Y	Y	TEXAS	4C	Y	P-BOX		
PASEO	1995	1999	TOY42AT5					PH	33	Y	Y		S11
PICNIC	1996	2003	TOY43AT4					TEXAS	4C				S11
PICNIC	1996	2003	TOY43MH	TOY43ATE	TOY43FH	Y	Y	TEXAS	4C	Y	P-BOX		
PICNIC	2003	2008	TOY43AT31					TEX / CR	67				I
PICNIC	2003	2008	TOY43MH	TOY43ATE	TOY43FH	Y	Y	TEX / CR	67	Y	P-BOX		
PREVIA	1996	1999	TOY42AT5					PH	33	Y	Y		S11
PREVIA	2000	2003	TOY43AT4					TEXAS	4C				E
PREVIA	2000	2003	TOY43MH	TOY43ATE	TOY43FH	Y	Y	TEXAS	4C	Y	P-BOX		
PREVIA	2003	2008	TOY43AT31					TEX / CR	67				I
PREVIA	2003	2008	TOY43MH	TOY43ATE	TOY43FH	Y	Y	TEX / CR	67	Y	P-BOX		
PRIUS	2000	2003	TOY43AT4					TEXAS	4C				E
PRIUS	2000	2003	TOY43MH	TOY43ATE	TOY43FH	Y	Y	TEXAS	4C	Y	P-BOX		
PRIUS	2004		SMARTKEY					TEX / CR	67				

FOR:
PER:

TOYOTA



TOY43P

..... 10001-15000



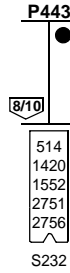
TOY43T3

..... 10001-15000



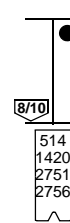
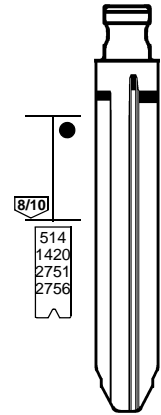
TOY43TE

.....
10001-15000
50000-59999
60000-69999



TOY43MH

..... 10001-15000
..... 50000-59999
..... 60000-69999
..... 25001-26200
..... 1-5000

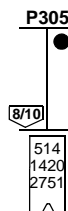


TOY43FH

..... 10001-15000
..... 50000-59999
..... 60000-69999
..... 25001-26200

FOR:
PER:

TOYOTA



TOY43ATE

..... 10001-15000
..... 50000-59999
..... 60000-69999



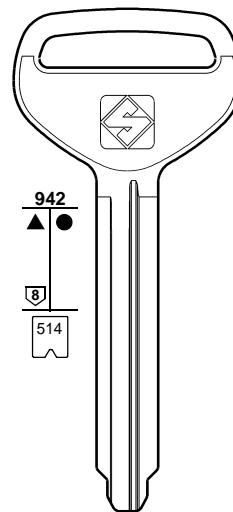
TOY43AT4

..... 10001-15000
..... 50000-59999
..... 60000-69999



TOY43AT31

..... 10001-15000
..... 50000-59999
..... 60000-69999



TOY44

..... 10001-15000

FOR:
PER:

TOYOTA

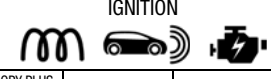












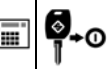

TOY41RAT5 G 1-2377 P 1-2390 X 1-2248	TOY41RT4 G 1-2377 P 1-2390 X 1-2248	TOY41RMH D 1-3000 D 3001-4000 G 1-2377 P 1-2390 X 1-2248	TOY41RFH G 1-2377 P 1-2390 X 1-2248	TOY43AT31 10001-15000 50000-59999 60000-69999	TOY43ATE 10001-15000 50000-59999 60000-69999
--	---	--	---	---	--

TOY41RATE D 1-3000 G 1-2377 P 1-2390 X 1-2248	TOY41RTE D 1-3000 G 1-2377 P 1-2390 X 1-2248
--	---

FOR:
PER:

TOYOTA

TOY43MH 10001-15000 50000-59999 60000-69999 25001-26200 1-5000	TOY43FH 10001-15000 50000-59999 60000-69999 25001-26200	TOY47TE 1-13284 T 1-13284	TOY47T4 1-13284 T 1-13284	TOY47MH 1-13284 T 1-13284	TOY47FH 1-13284 T 1-13284
--	--	--	--	--	--

1	2	2a	3	3a	3b	e1+e2		6	42+71	72	43+44a	12	15
						GTI COMPATIBLE		IGNITION					
													
CAR MAKE MODEL	FROM	TO	SILCA REF.	SILCA REF.	SILCA REF.	COPY	GEN.	TRANSP. TYPE	FAST COPY PLUS RW4 PLUS FAST COPY/RW4	FAST COPY PLUS RW4 PLUS	FAST COPY RW4	STP	
													
For more info on the uses of car keys, refer to the Silca Electronic Keys Catalogue: 													
TOYOTA													
STARLET	1997	1999	TOY41RAT5	TOY41RATE	TOY41RFH			PH	33	Y	Y		S11
TARAGO	2003	2008	TOY43AT31					TEX / CR	67				I
TARAGO	2003	2008	TOY43MH	TOY43ATE	TOY43FH	Y	Y	TEX / CR	67	Y	P-BOX		
T.U.V.	2003		TOY43AT31					TEX / CR	67				I
T.U.V.	2003		TOY43MH	TOY43ATE	TOY43FH	Y	Y	TEX / CR	67	Y	P-BOX		
VERSO	2010							TEX / MA	6E				
VERSO-S	2011							TEX / MA	6E				
VIOS	2007		TOY43AT31					TEX / CR	67				I
VIOS	2007		TOY43MH	TOY43ATE	TOY43FH	Y	Y	TEX / CR	67	Y	P-BOX		
WISH	2004		TOY43AT31					TEX / CR	67				I
WISH	2004		TOY43MH	TOY43ATE	TOY43FH	Y	Y	TEX / CR	67	Y	P-BOX		
YARIS	1999	2005	TOY47T4					TEXAS	4C				S11
YARIS	1999	2005	TOY41RT4					TEXAS	4C				E
YARIS	1999	2005	TOY41RMH	TOY41RTE	TOY41RFH	Y	Y	TEXAS	4C	Y	P-BOX		
YARIS	1999	2005	TOY47MH	TOY47TE	TOY47FH	Y	Y	TEXAS	4C	Y	P-BOX		
YARIS	2005	2011						TEX / CR	70				S11
YARIS	2005	2011	TOY47MH	TOY47TE	TOY47FH	Y	Y	TEX / CR	70	Y	P-BOX		
YARIS	2011							TEX / MA	6E				

FOR:
PER:

TOYOTA JAPAN



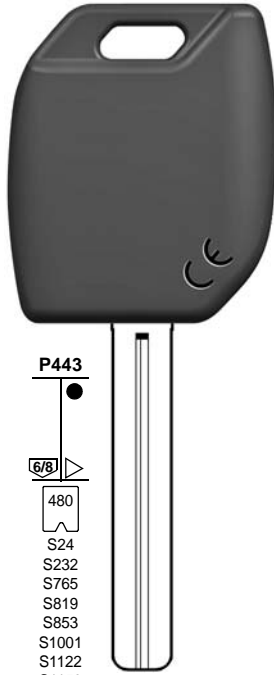
P322
S232
S24

TOY40BT4
..... 1-5000



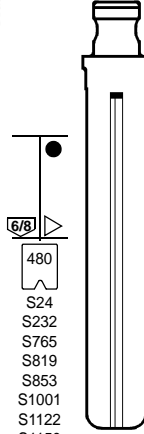
P450
S232
S24

TOY40BTE
..... 1-5000



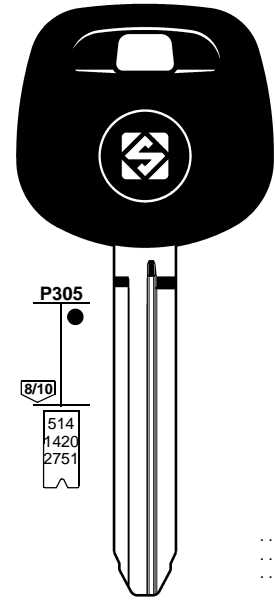
P443
480
S24
S232
S765
S819
S853
S1001
S1122
S1150
S1356

TOY40MH
..... 1-5000
L 0001-1000
G 0001-2500
J 0001-2500
K 0001-2500
P 0001-2500
..... 30001-31200



480
S24
S232
S765
S819
S853
S1001
S1122
S1150
S1356

TOY40FH
..... 1-5000
L 0001-1000
J 0001-2500



P305
514
1420
2751

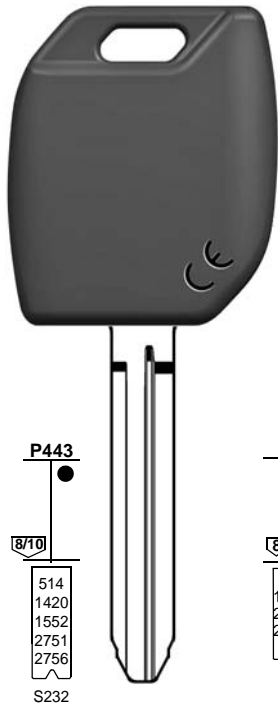
TOY43AT4
..... 10001-15000
..... 50000-59999
..... 60000-69999

TOY43ATE
..... 10001-15000
..... 50000-59999
..... 60000-69999

TOY43AT31
..... 10001-15000
..... 50000-59999
..... 60000-69999

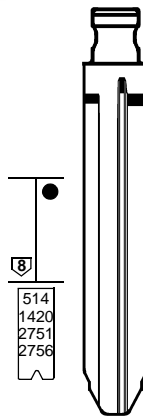
FOR:
PER:

TOYOTA JAPAN



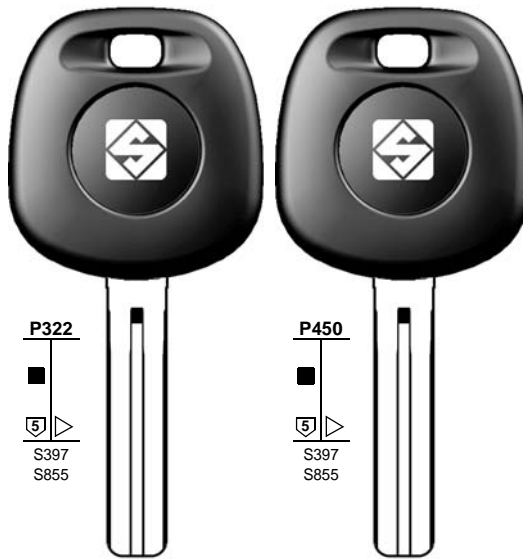
P443
514
1420
1552
2751
2756
S232

TOY43MH
..... 10001-15000
..... 50000-59999
..... 60000-69999
..... 25001-26200
..... 1-5000



514
1420
2751
2756

TOY43FH
..... 10001-15000
..... 50000-59999
..... 60000-69999
..... 25001-26200



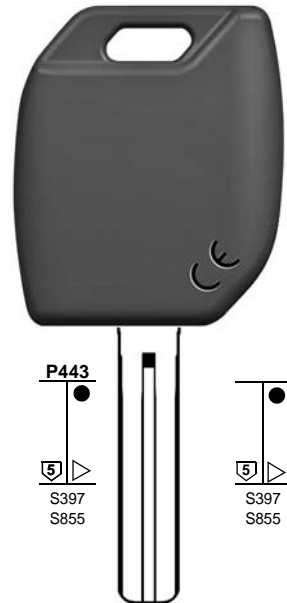
P322
S397
S855

TOY48BT4
..... 40000-49999



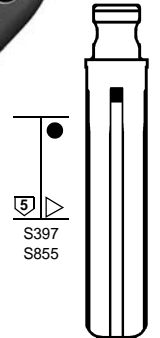
P450
S397
S855

TOY48BTE
..... 40000-49999



P443
S397
S855

TOY48MH
..... 40000-49999



S397
S855

TOY48FH
..... 40000-49999

FOR:
PER:

TOYOTA JAPAN

TOY41RAT4
G 1-2377
P 1-2390
X 1-2248

TOY41RMH
D 1-3000
D 3001-4000
G 1-2377
P 1-2390
X 1-2248

TOY41RFH
G 1-2377
P 1-2390
X 1-2248

TOY42AT5
S 1-2878

TOY43AT4
..... 10001-15000
..... 50000-59999
..... 60000-69999

TOY43AT31
..... 10001-15000
..... 50000-59999
..... 60000-69999

TOY41RATE
D 1-3000
G 1-2377
P 1-2390
X 1-2248

TOY43ATE
..... 10001-15000
..... 50000-59999
..... 60000-69999

FOR:
PER:

TOYOTA JAPAN

TOY43MH
..... 10001-15000
..... 50000-59999
..... 60000-69999
..... 25001-26200
..... 1-5000

TOY43FH
..... 10001-15000
..... 50000-59999
..... 60000-69999
..... 25001-26200

TOY48BT4
..... 40000-49999

TOY48BT5
..... 40000-49999

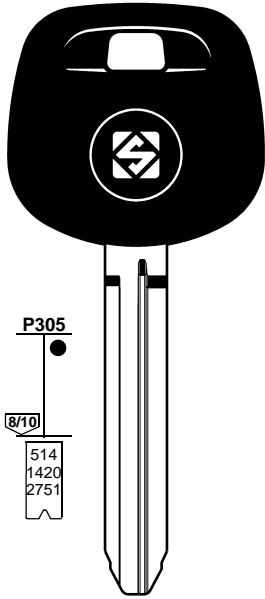
TOY48MH
..... 40000-49999

TOY48FH
..... 40000-49999

1	2	2a	3	3a	3b	e1+e2		6	42+71	72	43+44a	12	15
						GTI COMPATIBLE		IGNITION					
CAR MAKE MODEL	FROM	TO	SILCA REF.	SILCA REF.	SILCA REF.	COPY	GEN.	TRANSP. TYPE	FAST COPY PLUS RW4 PLUS FAST COPY/RW4	FAST COPY PLUS RW4 PLUS	FAST COPY RW4	STP	
For more info on the uses of car keys, refer to the Silca Electronic Keys Catalogue:													
TOYOTA JAPAN													
ESTIMA	1997	2001	TOY42AT5					PH	33	Y	Y		S11
ESTIMA	2001	2003	TOY43AT4					TEXAS	4C				S11
ESTIMA	2001	2003	TOY43MH	TOY43ATE	TOY43FH	Y	Y	TEXAS	4C	Y	P-BOX		
ESTIMA	2003		TOY43AT31					TEX / CR	67				
ESTIMA	2003		TOY43MH	TOY43ATE	TOY43FH	Y	Y	TEX / CR	67	Y	P-BOX		
FUN CARGO	2003	2005	TOY43AT31					TEX / CR	67				I
FUN CARGO	2003	2005	TOY43MH	TOY43ATE	TOY43FH	Y	Y	TEX / CR	67	Y	P-BOX		
GAIA	1999	2004	TOY43AT4					TEXAS	4C				E
GAIA	1999	2004	TOY43MH	TOY43ATE	TOY43FH	Y	Y	TEXAS	4C	Y	P-BOX		
IPSUM	1996	2003	TOY43AT4					TEXAS	4C				S11
IPSUM	1996	2003	TOY43MH	TOY43ATE	TOY43FH	Y	Y	TEXAS	4C	Y	P-BOX		
IPSUM	2003		TOY43AT31					TEX / CR	67				I
IPSUM	2003		TOY43MH	TOY43ATE	TOY43FH	Y	Y	TEX / CR	67	Y	P-BOX		
ISIS	2003		TOY43AT31					TEX / CR	67				I
ISIS	2003		TOY43MH	TOY43ATE	TOY43FH	Y	Y	TEX / CR	67	Y	P-BOX		
IST	2003		TOY43AT31					TEX / CR	67				I
IST	2003		TOY43MH	TOY43ATE	TOY43FH	Y	Y	TEX / CR	67	Y	P-BOX		
KLUGER	2001	2003	TOY43AT4					TEXAS	4C				E
KLUGER	2001	2003	TOY43MH	TOY43ATE	TOY43FH	Y	Y	TEXAS	4C	Y	P-BOX		
KLUGER	2003		TOY43AT31					TEX / CR	67				
KLUGER	2003		TOY43MH	TOY43ATE	TOY43FH	Y	Y	TEX / CR	67	Y	P-BOX		
LAND CRUISER PRADO	2000	2002	TOY48BT4					TEXAS	4C				S11
LAND CRUISER PRADO	2000	2002	TOY43AT4					TEXAS	4C				S11
LAND CRUISER PRADO	2000	2002	TOY48MH	TOY48BTE	TOY48FH	Y	Y	TEXAS	4C	Y	P-BOX		
LAND CRUISER PRADO	2000	2002	TOY43MH	TOY43ATE	TOY43FH	Y	Y	TEXAS	4C	Y	P-BOX		
LAND CRUISER PRADO	2002	2005	TOY43AT31					TEX / CR	67				I
LAND CRUISER PRADO	2002	2005	TOY43MH	TOY43ATE	TOY43FH	Y	Y	TEX / CR	67	Y	P-BOX		
MARK X	2004		TOY43AT31					TEX / CR	67				
MARK X	2004		TOY43MH	TOY43ATE	TOY43FH	Y	Y	TEX / CR	67	Y	P-BOX		
MARK 2	2000	2006	TOY43AT4					TEXAS	4C				S11
MARK 2	2000	2006	TOY43MH	TOY43ATE	TOY43FH	Y	Y	TEXAS	4C	Y	P-BOX		
NOAH	2004		TOY43AT31					TEX / CR	67				
NOAH	2004		TOY43MH	TOY43ATE	TOY43FH	Y	Y	TEX / CR	67	Y	P-BOX		
OPEN DECK	2000	2005	TOY43AT31					TEX / CR	67				I
OPEN DECK	2000	2005	TOY43MH	TOY43ATE	TOY43FH	Y	Y	TEX / CR	67	Y	P-BOX		
ORIGIN	2000		TOY48BT4					TEXAS	4C				S11
ORIGIN	2000		TOY48MH	TOY48BTE	TOY48FH	Y	Y	TEXAS	4C	Y	P-BOX		
PLATZ	1999	2002	TOY41RAT4					TEXAS	4C				S11
PLATZ	1999	2002	TOY41RAT4					TEXAS	4C				E
PLATZ	1999	2002	TOY41RMH	TOY41RATE	TOY41RFH	Y	Y	TEXAS	4C	Y	P-BOX		
PLATZ	2003	2005	TOY43AT31					TEX / CR	67				
PLATZ	2003	2005	TOY43MH	TOY43ATE	TOY43FH	Y	Y	TEX / CR	67	Y	P-BOX		
PROGRÈS NC300	1998	2006	TOY48BT4					TEXAS	4C				S11
PROGRÈS NC300	1998	2006	TOY48MH	TOY48BTE	TOY48FH	Y	Y	TEXAS	4C	Y	P-BOX		
PRONARD	2000	2002	TOY43AT4					TEXAS	4C				S11
PRONARD	2000	2002	TOY43MH	TOY43ATE	TOY43FH	Y	Y	TEXAS	4C	Y	P-BOX		

FOR:
PER:

TOYOTA JAPAN



TOY43AT4

..... 10001-15000
 50000-59999
 60000-69999



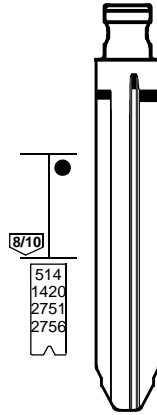
TOY43ATE

..... 10001-15000
 50000-59999
 60000-69999



TOY43MH

..... 10001-15000
 50000-59999
 60000-69999
 25001-26200
 1-5000



TOY43FH

..... 10001-15000
 50000-59999
 60000-69999
 25001-26200


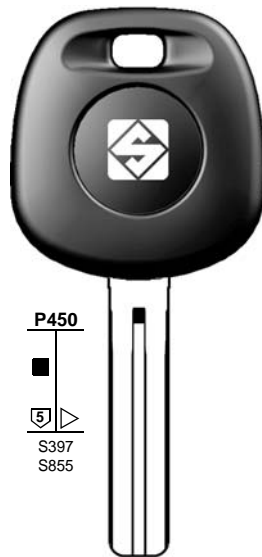
FOR:
PER:

TOYOTA JAPAN



TOY48BT4

..... 40000-49999



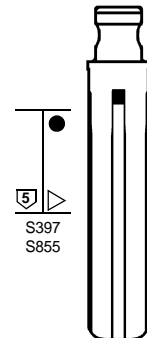
TOY48BTE

..... 40000-49999

















TOY48MH

..... 40000-49999



TOY48FH

..... 40000-49999

1	2	2a	3	3a	3b	e1+e2		6	42+71	72	43+44a	12	15	
						GTI COMPATIBLE		IGNITION						
														
CAR MAKE MODEL			FROM	TO	SILCA REF.	SILCA REF.	SILCA REF.	COPY	GEN.	TRANSP. TYPE	FAST COPY PLUS RW4 PLUS FAST COPY/RW4	FAST COPY PLUS RW4 PLUS	FAST COPY RW4	STP
														

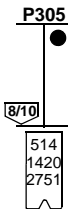
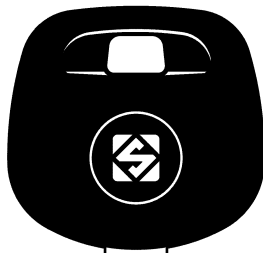
For more info on the uses of car keys, refer to the Silca Electronic Keys Catalogue: 

TOYOTA JAPAN

RAUM	2003		TOY43AT31					TEX / CR	67					
RAUM	2003		TOY43MH	TOY43ATE	TOY43FH	Y	Y	TEX / CR	67	Y	P-BOX			
RAV 4	2003		TOY43AT31					TEX / CR	67					I
RAV 4	2003		TOY43MH	TOY43ATE	TOY43FH	Y	Y	TEX / CR	67	Y	P-BOX			
REGIUSACE	2007		TOY43AT31					TEX / CR	67					I
REGIUSACE	2007		TOY43MH	TOY43ATE	TOY43FH	Y	Y	TEX / CR	67	Y	P-BOX			
SIENTA	2003		TOY43AT31					TEX / CR	67					
SIENTA	2003		TOY43MH	TOY43ATE	TOY43FH	Y	Y	TEX / CR	67	Y	P-BOX			
TOYOACE	2008		TOY43AT31					TEX / CR	67					I
TOYOACE	2008		TOY43MH	TOY43ATE	TOY43FH	Y	Y	TEX / CR	67	Y	P-BOX			
VANGUARD	2005		TOY43AT31					TEX / CR	67					I
VANGUARD	2005		TOY43MH	TOY43ATE	TOY43FH	Y	Y	TEX / CR	67	Y	P-BOX			
VEROSSA	2001	2004	TOY43AT4					TEXAS	4C					S11
VEROSSA	2001	2004	TOY43MH	TOY43ATE	TOY43FH	Y	Y	TEXAS	4C	Y	P-BOX			
VITZ	2003		TOY43AT31					TEX / CR	67					I
VITZ	2003		TOY43MH	TOY43ATE	TOY43FH	Y	Y	TEX / CR	67	Y	P-BOX			
VOXY	2004		TOY43AT31					TEX / CR	67					I
VOXY	2004		TOY43MH	TOY43ATE	TOY43FH	Y	Y	TEX / CR	67	Y	P-BOX			
WINDOM	2001	2004	TOY48BT4					TEXAS	4C					S11
WINDOM	2001	2004	TOY48MH	TOY48BTE	TOY48FH	Y	Y	TEXAS	4C	Y	P-BOX			
WISH	2003		TOY43AT31					TEX / CR	67					
WISH	2003		TOY43MH	TOY43ATE	TOY43FH	Y	Y	TEX / CR	67	Y	P-BOX			

FOR:
PER:

TOYOTA USA



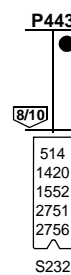
TOY43AT4

..... 10001-15000
..... 50000-59999
..... 60000-69999



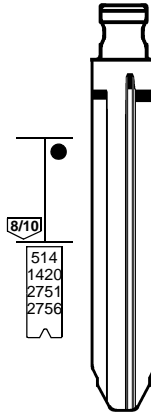
TOY43ATE

..... 10001-15000
..... 50000-59999
..... 60000-69999



TOY43MH

..... 10001-15000
..... 50000-59999
..... 60000-69999
..... 25001-26200
..... 1-5000

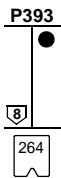


TOY43FH

..... 10001-15000
..... 50000-59999
..... 60000-69999
..... 25001-26200

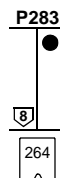
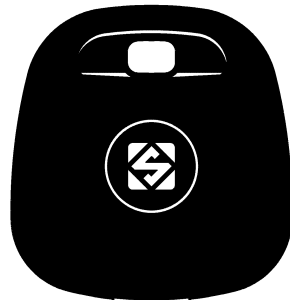
FOR:
PER:

TOYOTA USA



TOY57-PT

G 1-2377
P 1-2390
X 1-2248



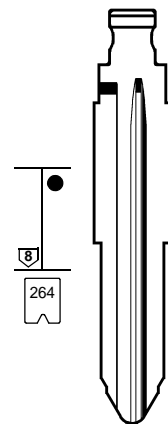
TOY41RTE

D 1-3000
G 1-2377
P 1-2390
X 1-2248



TOY41RMH

D 1-3000
D 3001-4000
G 1-2377
P 1-2390
X 1-2248



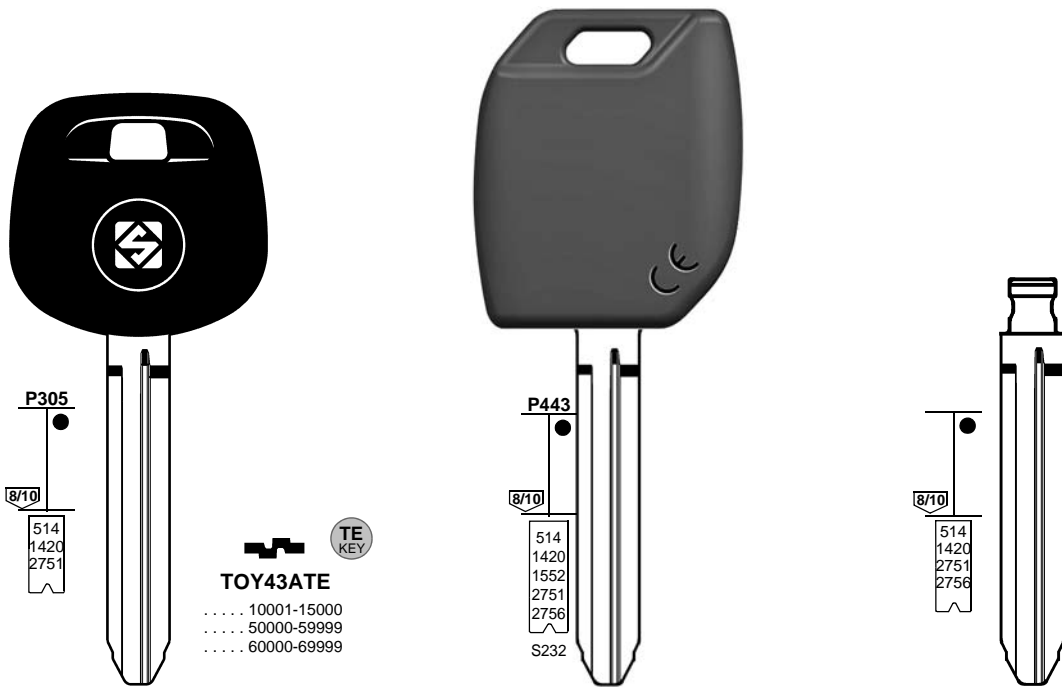
TOY41RFH

G 1-2377
P 1-2390
X 1-2248

1	2	2a	3	3a	3b	e1+e2		6	42+71	72	43+44a	12	15
						GTI COMPATIBLE		IGNITION					
CAR MAKE MODEL	FROM	TO	SILCA REF.	SILCA REF.	SILCA REF.	COPY	GEN.	TRANSP. TYPE	FAST COPY PLUS RW4 PLUS FAST COPY/RW4	FAST COPY PLUS RW4 PLUS	FAST COPY RW4	STP	
For more info on the uses of car keys, refer to the Silca Electronic Keys Catalogue:													
TOYOTA USA													
4RUNNER	1999	2002	TOY43AT4					TEXAS	4C				E
4RUNNER	1999	2002	TOY43MH	TOY43ATE	TOY43FH	Y	Y	TEXAS	4C	Y	P-BOX		
4RUNNER	2003	2010	TOY43AT31					TEX / CR	67				I
4RUNNER	2003	2010	TOY43MH	TOY43ATE	TOY43FH	Y	Y	TEX / CR	67	Y	P-BOX		
4RUNNER	2010		SMARTKEY					TEX / CR	67				
4RUNNER	2011							TEX / MA	6E				
AVALON	1998	2004	TOY43AT4					TEXAS	4C				E
AVALON	1998	2004	TOY43MH	TOY43ATE	TOY43FH	Y	Y	TEXAS	4C	Y	P-BOX		
AVALON	2005	2011	TOY43AT31					TEX / CR	67				I
AVALON	2005	2011	TOY43MH	TOY43ATE	TOY43FH	Y	Y	TEX / CR	67	Y	P-BOX		
AVALON	2005		SMARTKEY					TEX / CR	67				
AVALON	2012							TEX / MA	6E				
AVANZA	2004		TOY43AT31					TEX / CR	67				I
AVANZA	2004		TOY43MH	TOY43ATE	TOY43FH	Y	Y	TEX / CR	67	Y	P-BOX		
CAMRY	1998	2004	TOY43AT4					TEXAS	4C				E
CAMRY	1998	2004	TOY43MH	TOY43ATE	TOY43FH	Y	Y	TEXAS	4C	Y	P-BOX		
CAMRY	2003	2010	TOY43AT31					TEX / CR	67				I
CAMRY	2003	2010	TOY43MH	TOY43ATE	TOY43FH	Y	Y	TEX / CR	67	Y	P-BOX		
CAMRY	2006		SMARTKEY					TEX / CR	67				
CAMRY	2011							TEX / MA	6E				
COROLLA	2005	2010	TOY43AT31					TEX / CR	67				I
COROLLA	2005	2010	TOY43MH	TOY43ATE	TOY43FH	Y	Y	TEX / CR	67	Y	P-BOX		
COROLLA	2010							TEX / MA	6E				
FJ CRUISER	2007	2010	TOY43AT31					TEX / CR	67				I
FJ CRUISER	2007	2010	TOY43MH	TOY43ATE	TOY43FH	Y	Y	TEX / CR	67	Y	P-BOX		
FJ CRUISER	2011							TEX / MA	6E				
HIACE	2006		TOY43AT31					TEX / CR	67				I
HIACE	2006		TOY43MH	TOY43ATE	TOY43FH	Y	Y	TEX / CR	67	Y	P-BOX		
HIGHLANDER	2001	2003	TOY43AT4					TEXAS	4C				E
HIGHLANDER	2001	2003	TOY43MH	TOY43ATE	TOY43FH	Y	Y	TEXAS	4C	Y	P-BOX		
HIGHLANDER	2004	2010	TOY43AT31					TEX / CR	67				I
HIGHLANDER	2004	2010	TOY43MH	TOY43ATE	TOY43FH	Y	Y	TEX / CR	67	Y	P-BOX		
HIGHLANDER	2006		SMARTKEY					TEX / CR	67				
HIGHLANDER	2011							TEX / MA	6E				
HILUX	2004	2009	TOY43AT31					TEX / CR	67				I
LAND CRUISER	1998	2002	TOY43AT4					TEXAS	4C				E
LAND CRUISER	1998	2002	TOY43MH	TOY43ATE	TOY43FH	Y	Y	TEXAS	4C	Y	P-BOX		
LAND CRUISER	2003	2008	TOY43AT31					TEX / CR	67				I
LAND CRUISER	2003	2008	TOY43MH	TOY43ATE	TOY43FH	Y	Y	TEX / CR	67	Y	P-BOX		
LAND CRUISER	2009		SMARTKEY					TEX / CR	67				
MATRIX	2005	2010	TOY43AT31					TEX / CR	67				I
MATRIX	2005	2010	TOY43MH	TOY43ATE	TOY43FH	Y	Y	TEX / CR	67	Y	P-BOX		
MATRIX	2011							TEX / MA	6E				
MR2	2001	2005	TOY57-PT					TEXAS	4C				E
MR2	2001	2005	TOY41RMH	TOY41RTE	TOY41RFH	Y	Y	TEXAS	4C	Y	P-BOX		
PRIUS	2001	2003	TOY43AT4					TEXAS	4C				E

FOR:
PER:

TOYOTA USA



TE KEY
TOY43ATE
 10001-15000
 50000-59999
 60000-69999

TOY43AT4
 10001-15000
 50000-59999
 60000-69999

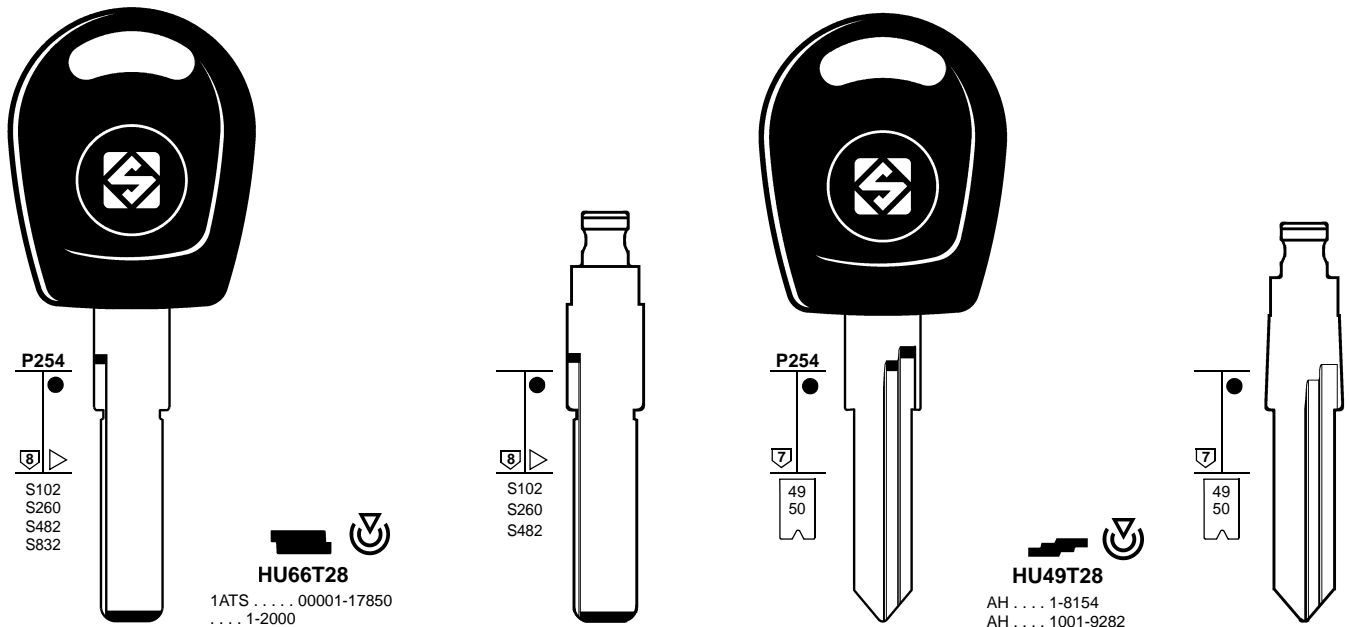
TOY43AT31
 10001-15000
 50000-59999
 60000-69999

MH KEY
TOY43MH
 10001-15000
 50000-59999
 60000-69999
 25001-26200
 1-5000

FH FLIP
TOY43FH
 10001-15000
 50000-59999
 60000-69999
 25001-26200

FOR:
PER:

VOLKSWAGEN



HU66T28
 1ATS 00001-17850
 1-2000
 1-6000

HU49T28
 AH 1-8154
 AH 1001-9282

HU66T6
 1ATS 00001-17850
 1-2000
 1-6000

HU66T24
 1ATS 00001-17850
 1-2000
 1-6000

FH FLIP
HU66FH
 1-2000
 0001-6000

HU49T5
 AH 1-8154
 AH 1001-9282

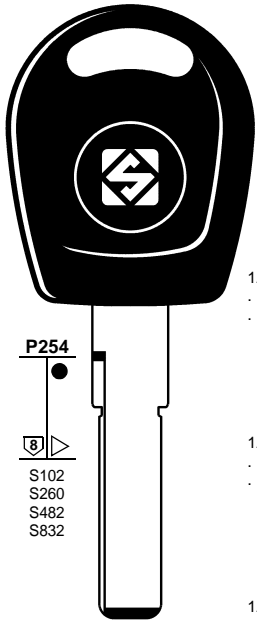
HU49T10
 AH 1-8154
 AH 1001-9282

FH FLIP
HU49FH
 AH 1-8154
 AH 1001-9282

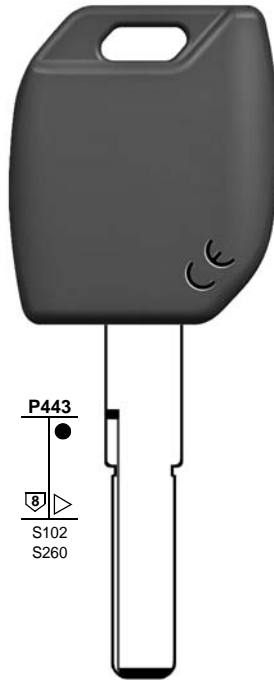
1	2	2a	3	3a	3b	e1+e2		6	42+71	72	43+44a	12	15
						GTI COMPATIBLE		IGNITION					
CAR MAKE MODEL	FROM	TO	SILCA REF.	SILCA REF.	SILCA REF.	COPY	GEN.	TRANSP. TYPE	FAST COPY PLUS RW4 PLUS FAST COPY/RW4	FAST COPY PLUS RW4 PLUS	FAST COPY RW4	STP	
For more info on the uses of car keys, refer to the Silca Electronic Keys Catalogue:													
TOYOTA USA													
PRIUS	2001	2003	TOY43MH	TOY43ATE	TOY43FH	Y	Y	TEXAS	4C	Y	P-BOX		
PRIUS	2004	2008	TOY43AT31					TEX / CR	67				I
PRIUS	2004	2008	TOY43MH	TOY43ATE	TOY43FH	Y	Y	TEX / CR	67	Y	P-BOX		
PRIUS	2009		SMARTKEY					TEX / CR	67				
PRIUS C	2012							TEX / MA	6E				
RAV 4	2006	2010	TOY43AT31					TEX / CR	67				I
RAV 4	2006	2010	TOY43MH	TOY43ATE	TOY43FH	Y	Y	TEX / CR	67	Y	P-BOX		
RAV 4	2011							TEX / MA	6E				
SEQUOIA	2001	2002	TOY43AT4					TEXAS	4C				I
SEQUOIA	2001	2002	TOY43MH	TOY43ATE	TOY43FH	Y	Y	TEXAS	4C	Y	P-BOX		
SEQUOIA	2003	2010	TOY43AT31					TEX / CR	67				I
SEQUOIA	2003	2010	TOY43MH	TOY43ATE	TOY43FH	Y	Y	TEX / CR	67	Y	P-BOX		
SEQUOIA	2011							TEX / MA	6E				
SIENNA	1999	2003	TOY43AT4					TEXAS	4C				E
SIENNA	1999	2003	TOY43MH	TOY43ATE	TOY43FH	Y	Y	TEXAS	4C	Y	P-BOX		
SIENNA	2004	2010	TOY43AT31					TEX / CR	67				I
SIENNA	2004	2010	TOY43MH	TOY43ATE	TOY43FH	Y	Y	TEX / CR	67	Y	P-BOX		
SIENNA	2011							TEX / MA	6E				
SIENNA	2011		SMARTKEY					TEX / CR	67				
SOLARA	2002	2003	TOY43AT4					TEXAS	4C				E
SOLARA	2002	2003	TOY43MH	TOY43ATE	TOY43FH	Y	Y	TEXAS	4C	Y	P-BOX		
SOLARA	2004	2010	TOY43AT31					TEX / CR	67				I
SOLARA	2004	2010	TOY43MH	TOY43ATE	TOY43FH	Y	Y	TEX / CR	67	Y	P-BOX		
TACOMA	2005	2010	TOY43AT31					TEX / CR	67				I
TACOMA	2005	2010	TOY43MH	TOY43ATE	TOY43FH	Y	Y	TEX / CR	67	Y	P-BOX		
TACOMA	2011							TEX / MA	6E				
TUNDRA	2005	2010	TOY43AT31					TEX / CR	67				I
TUNDRA	2005	2010	TOY43MH	TOY43ATE	TOY43FH	Y	Y	TEX / CR	67	Y	P-BOX		
TUNDRA	2011							TEX / MA	6E				
VENZA	2009	2010	TOY43AT31					TEX / CR	67				
VENZA	2009	2010	TOY43MH	TOY43ATE	TOY43FH	Y	Y	TEX / CR	67	Y	P-BOX		
VENZA	2009	2011	SMARTKEY					TEX / CR	67				
VENZA	2011		SMARTKEY					TEX / MA	6E				
VENZA	2011							TEX / MA	6E				
YARIS	2007	2011	TOY43AT31					TEX / CR	67				I
YARIS	2007	2011	TOY43MH	TOY43ATE	TOY43FH	Y	Y	TEX / CR	67	Y	P-BOX		
YARIS	2012							TEX / MA	6E				
VOLKSWAGEN													
BEETLE	1998	2004	HU66T6		HU66FH			MEG / CR	48				
BEETLE	2005	2008	HU66T24		HU66FH			MEG / CR	A1				
BEETLE	2008							MEG / CR	A1				
BORA	1998	2005	HU66T6		HU66FH			MEG / CR	48				
CABRIO	2000	2005	HU66T28		HU66FH			PH / CR	4W	RD	RD		
CADDY	1995	1998	HU49T5		HU49FH			PH	33	Y	Y	S-V	
CADDY	1998	2000	HU49T10		HU49FH			PH / CR	42	Y	Y		
CADDY	2000	2003	HU49T28		HU49FH			PH / CR	4W	RD	RD		

FOR:
PER:

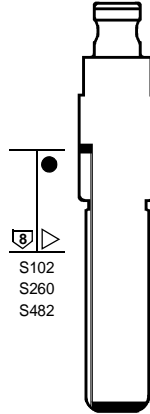
VOLKSWAGEN



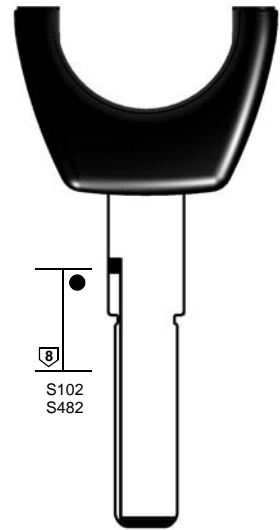
HU66T28
1ATS 00001-17850
..... 1-2000
..... 1-6000



HU66T24
1ATS 00001-17850
..... 1-2000
..... 1-6000



HU66T10
1ATS 00001-17850
..... 1-2000
..... 1-6000



HU66T5
1ATS 00001-17850
..... 1-2000
..... 1-6000

HU66T6
1ATS 00001-17850
..... 1-2000
..... 1-6000

HU66MH
..... 1-2000
..... 0001-6000

HU66FH
..... 1-2000
..... 0001-6000

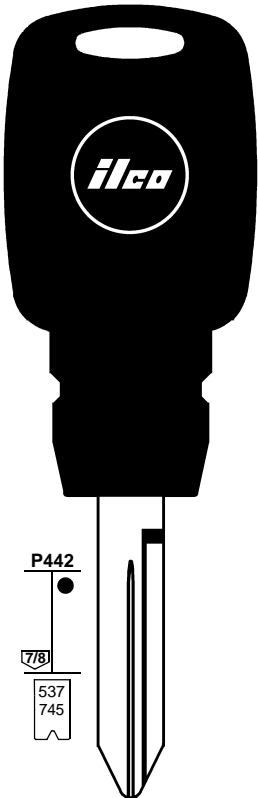
HU66CT5
..... 1-2000
1ATS00001-17850

HU66CT6
..... 1-2000

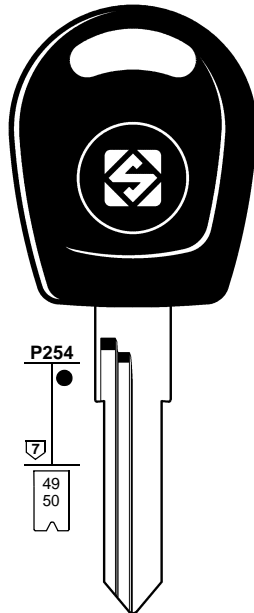
WITTE

FOR:
PER:

VOLKSWAGEN

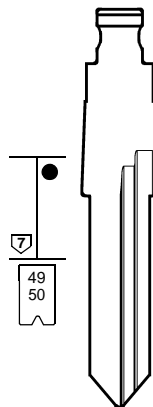


EK3P-Y170
L 1-3580
M 1-2618



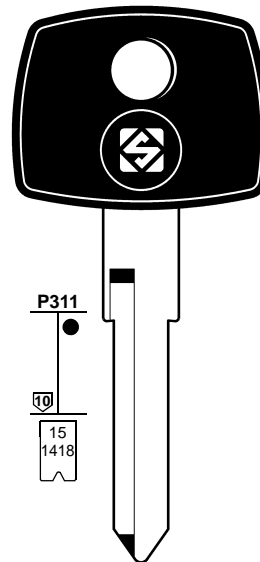
P254
49
50

HU49T6
AH 1001-9282



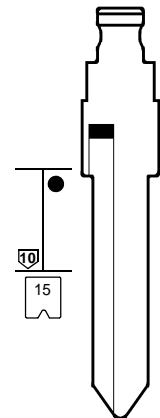
49
50

HU49FH
AH 1-8154
AH 1001-9282



P311
15
1418

YM15T5
.. NF ... 1-99 ... 1-99
HM ... 1-1200
HM ... 2501-3500
HM ... 4001-7350
HM ... 6001-7109
NF ... 1-1200
NM ... 2501-3500



15

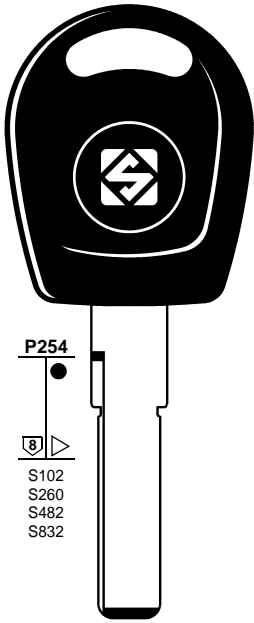
YM15FH
NM ... 2501-3500
.. NF ... 1-99 ... 1-99
HM ... 1-1200
HM ... 2501-3500
HM ... 4001-7350
HF ... 1-1200

VALEO - YMOS

1	2	2a	3	3a	3b	e1+e2		6	42+71	72	43+44a	12	15
						GTI COMPATIBLE		IGNITION					
CAR MAKE MODEL	FROM	TO	SILCA REF.	SILCA REF.	SILCA REF.	COPY	GEN.	TRANSP. TYPE	FAST COPY PLUS RW4 PLUS FAST COPY/RW4	FAST COPY PLUS RW4 PLUS	FAST COPY RW4	STP	
For more info on the uses of car keys, refer to the Silca Electronic Keys Catalogue:													
VOLKSWAGEN													
CADDY	2004	2007	HU66T24		HU66FH			MEG / CR	A1				
CADDY	2008							MEG / CR	A1				
CRAFTER	2006							MEG / CR	A1				
CROSS GOLF	2006	2007	HU66T24		HU66FH			MEG / CR	A1				
CROSS GOLF	2008							MEG / CR	A1				
EOS	2006	2007	HU66T24		HU66FH			MEG / CR	A1				
EOS	2008							MEG / CR	A1				
EURO VAN	2000	2004	HU66T6		HU66FH			MEG / CR	48				
FOX	2005	2008	HU66T6		HU66FH			MEG / CR	48				
GOLF	1995	1998	HU49T5		HU49FH			PH	33	Y	Y	S-V	
GOLF	1998	2004	HU66T6		HU66FH			MEG / CR	48				
GOLF	2004	2008	HU66T24		HU66FH			MEG / CR	A1				
GOLF	2008							MEG / CR	A1				
GOLF CABRIO	1995	1998	HU49T5		HU49FH			PH	33	Y	Y	S-V	
GOLF CABRIO	1998	2000	HU66T10		HU66FH			PH / CR	42	Y	Y		
GOLF CABRIO	2000	2004	HU66T28		HU66FH			PH / CR	4W	RD	RD		
GOLF CABRIO	2004		HU66T24		HU66FH			MEG / CR	A1				
GOLF GTI	2000	2004	HU66T6		HU66FH			MEG / CR	48				
INDIVIDUAL	2004		HU66T24		HU66FH			MEG / CR	A1				
JETTA	2000	2004	HU66T6		HU66FH			MEG / CR	48				
JETTA	2004	2007	HU66T24		HU66FH			MEG / CR	A1				
JETTA	2008							MEG / CR	A1				
LT 28	2000	2006	YM15T5		YM15FH			TEMIC	12	Y	Y		
LUPO	1998	2000	HU66T10		HU66FH			PH / CR	42	Y	Y		
LUPO	2000	2005	HU66T28		HU66FH			PH / CR	4W	RD	RD		
MULTIVAN	2003	2008	HU66T24		HU66FH			MEG / CR	A1				
MULTIVAN	2009							MEG / CR	A1				
PASSAT	1995	1997	HU49T5		HU49FH			PH	33	Y	Y	S-V	
PASSAT	1997	1998	HU66CT5		HU66FH			MEG	13	Y	Y		
PASSAT	1997	1998	HU66T5		HU66FH			MEG	13	Y	Y		
PASSAT	1998	2004	HU66T6		HU66FH			MEG / CR	48				
PASSAT	1998	2004	HU66CT6		HU66FH			MEG / CR	48				
PASSAT	2004	2005	HU66T24		HU66FH			MEG / CR	A1				
PASSAT	2006							MEG / CR	A1				
PASSAT W8	2002	2004	HU66T6		HU66FH			MEG / CR	48				
PHAETON	2003							PH / CR2	46				
PHAETON	2003		HU66MH					PH / CR2	46	Y	P-BOX		
POLO	1995	1998	HU49T5		HU49FH			PH	33	Y	Y	S-V	
POLO	1998	2000	HU66T10		HU66FH			PH / CR	42	Y	Y		
POLO	2000	2001	HU66T28		HU66FH			PH / CR	4W	RD	RD		
POLO	2001	2005	HU66T6		HU66FH			MEG / CR	48				
POLO	2005	2009	HU66T24		HU66FH			MEG / CR	A1				
POLO	2009							MEG / CR	A1				
ROUTAN	2008							PH / CR2	46				
ROUTAN	2008		EK3P-Y170					PH / CR2	46	Y	P-BOX		
SAVEIRO	1995		HU49RT6					MEG / CR	48				

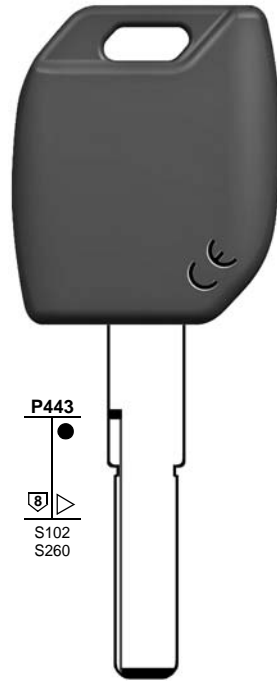
FOR:
PER:

VOLKSWAGEN



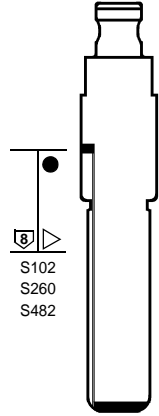
HU66T28
1ATS 00001-17850
..... 1-2000
..... 1-6000

P254
S102
S260
S482
S832



HU66T24
1ATS 00001-17850
..... 1-2000
..... 1-6000

P443
S102
S260



HU66T10
1ATS 00001-17850
..... 1-2000
..... 1-6000

S102
S260
S482

HU66T5
1ATS 00001-17850
..... 1-2000
..... 1-6000

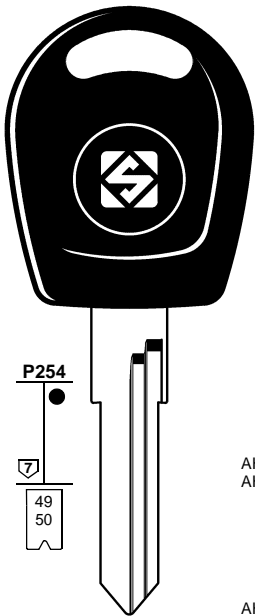
HU66T6
1ATS 00001-17850
..... 1-2000
..... 1-6000

HU66MH
..... 1-2000
..... 0001-6000

HU66FH
..... 1-2000
..... 0001-6000

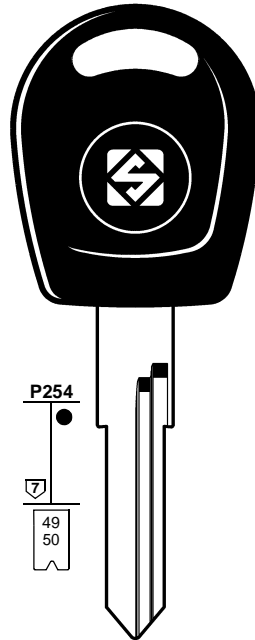
FOR:
PER:

VOLKSWAGEN



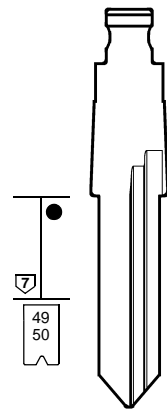
HU70T6
AH 1-8154
AH 1001-9282

P254
49
50



HU49T28
AH 1-8154
AH 1001-9282

P254
49
50



HU49T5
AH 1-8154
AH 1001-9282

HU49T10
AH 1-8154
AH 1001-9282

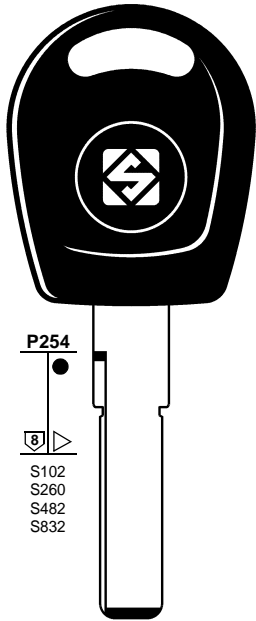
HU49T10X
AH 1-8154
AH 1001-9282

HU49FH
AH 1-8154
AH 1001-9282

WITTE

FOR:
PER:

VOLKSWAGEN SUD AMERICA



P254



S102
S260
S482
S832



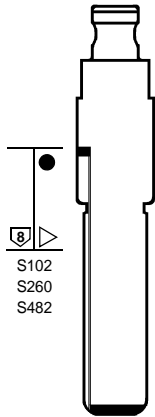
HU66T6

1ATS 00001-17850
..... 1-2000
..... 1-6000



HU66T24

1ATS 00001-17850
..... 1-2000
..... 1-6000



P254

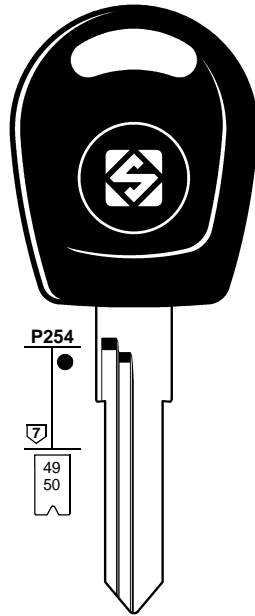


S102
S260
S482



HU66FH

..... 1-2000
..... 0001-6000



P254

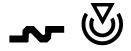


49
50



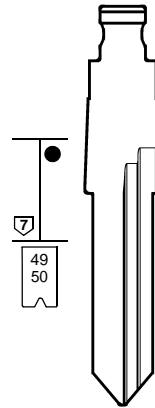
HU49RT6

AH 1001-9282



HU70T6

AH 1-8154
AH 1001-9282



P254

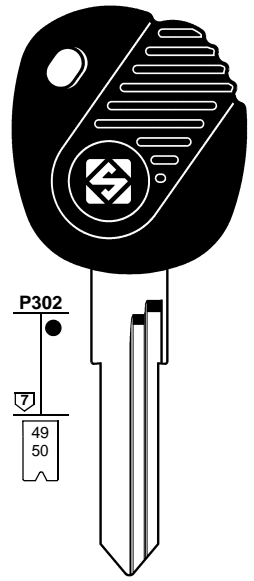


49
50



HU49FH

AH 1-8154
AH 1001-9282



P302



49
50



HU49EP

AH 1-8154
AH 1001-9282

HU49REP

AH 1-8154
AH 1001-9282



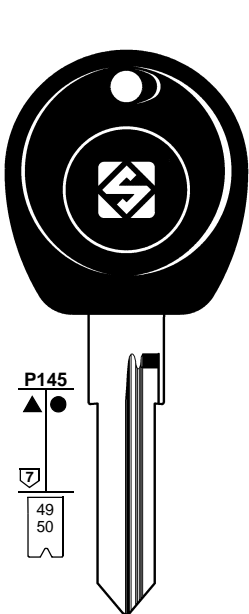
HU70EP

AH 1-8154
AH 1001-9282

WITTE

FOR:
PER:

VOLKSWAGEN SUD AMERICA



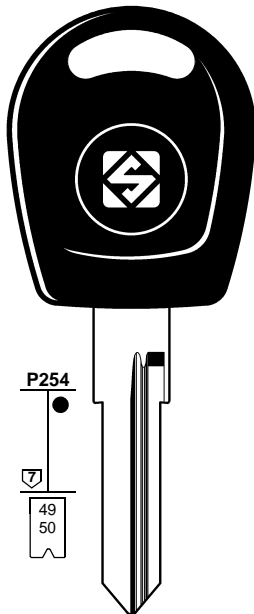
P145



49
50

WT7CP

HV 1-8154
HV 1001-9282



P254

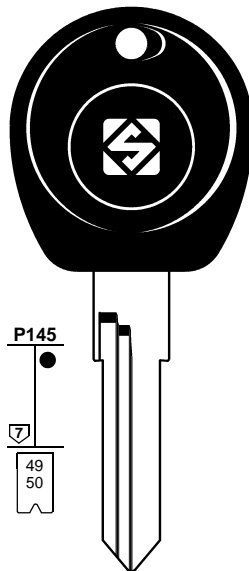


49
50



HV9T6

HV 1-8154
HV 1001-9282



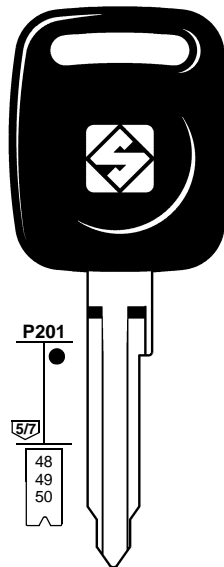
P145



49
50

HU49RCP

AH 1-8154
AH 1001-9282



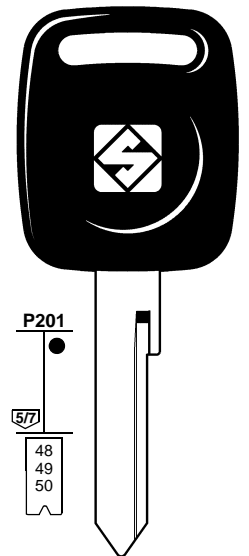
P201



48
49
50

VO4RDP

AH 1-8154
AH 1001-9282
.. K .. 11-72.1-110



P201



48
49
50

VO11DP

AH 1-8154
AH 1001-9282
.. R .. 11-72.1-110

1	2	2a	3	3a	3b	e1+e2	6	42+71	72	43+44a	12	15
---	---	----	---	----	----	-------	---	-------	----	--------	----	----

GTI COMPATIBLE

IGNITION



CAR MAKE MODEL	FROM	TO	SILCA REF.	SILCA REF.	SILCA REF.	COPY	GEN.	TRANSP. TYPE	FAST COPY PLUS RW4 PLUS FAST COPY/RW4	FAST COPY PLUS RW4 PLUS	FAST COPY RW4	STP

For more info on the uses of car keys, refer to the Silca Electronic Keys Catalogue:

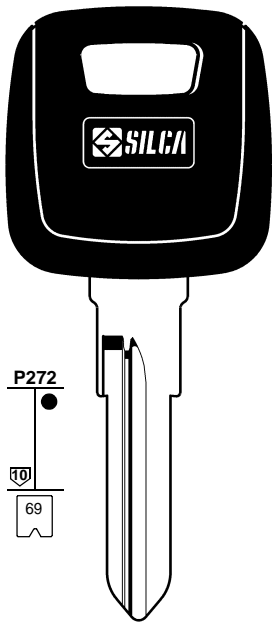


VOLKSWAGEN SUD AMERICA

BEETLE	2008							MEG / CR	A1			
FOX	2009		HU66T24		HU66FH			MEG / CR	A1			
GOL	1999	2004	HU49RT6					MEG / CR	48			
GOL	1999	2004	HU70T6					MEG / CR	48			
GOL	2005	2008	HU66T6		HU66FH			MEG / CR	48			
GOL	2009		HU66T24		HU66FH			MEG / CR	A1			
GOLF	1998		HU66T6		HU66FH			MEG / CR	48			
KOMBI	1999		HU70T6					MEG / CR	48			
KOMBI	1999		HU49RT6					MEG / CR	48			
PARATI	1999		HU49RT6					MEG / CR	48			
PARATI	1999		HU70T6					MEG / CR	48			
SANTANA 2000	1998		WT9T6					MEG / CR	48			
SAVEIRO	1999		HU49RT6					MEG / CR	48			
SAVEIRO	1999		HU70T6					MEG / CR	48			
SOME MODELS	1995		WT7CP									
SOME MODELS	1995		HU49RCP									
SPACEFOX	2005	2008	HU66T6		HU66FH			MEG / CR	48			
VOYAGE	2009		HU66T24		HU66FH			MEG / CR	A1			
VARIOUS MODELS	1996		HU49REP									
VARIOUS MODELS	1996		HU49EP		HU49FH							
VARIOUS MODELS	1996		VO4RDP									
VARIOUS MODELS	1996		VO11DP									
VARIOUS MODELS	1996		HU70EP									

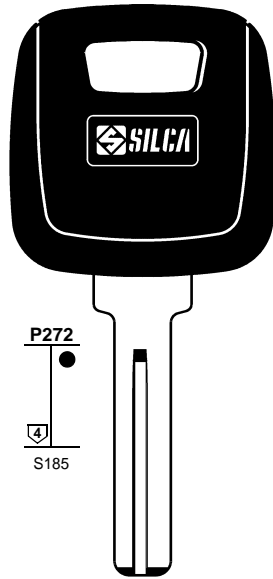
FOR:
PER:

VOLVO



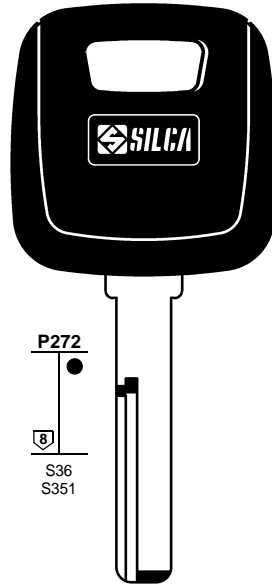
NE51T2

1A-2A-3A-4A . . . 000-999
1B-2B-3B-4B . . . 000-999
5A-5B . . . 000-746



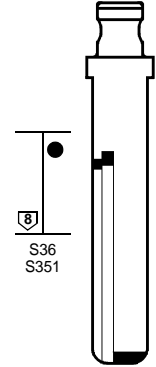
NE66T2

1/2/3/4/5V
1-12295



HU56RAT2

DH 6001-8000



HU56RFH

DH 6001-8000

FOR:
PER:

VOLVO



The HU137KP key can be also purchased in 5-piece packages.

La chiave HU137KP può essere acquistata anche in confezioni da 5 pezzi.

Der Schlüssel HU137KP kann auch in Packungen mit 5 Stücken gekauft werden.

La clé HU137KP peut même être commandée sous confection de 5 pcs.


La llave HU137KP se puede comprar en paquetes de 5 piezas.

As chave HU137KP podem ser compradas em pacotes de 5 unidades.

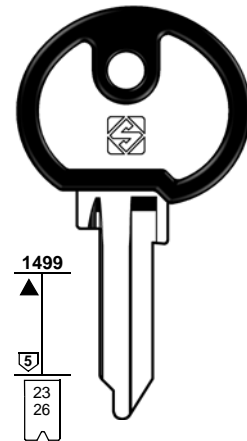
P387

S764
S854

HU137KP

HU137TEK 
(old HU137MHK Reference)

ZAZ



NE20NP

. A/Z 04689
. A/Z 12357
A/Z 12357
A/Z A/Z 12357

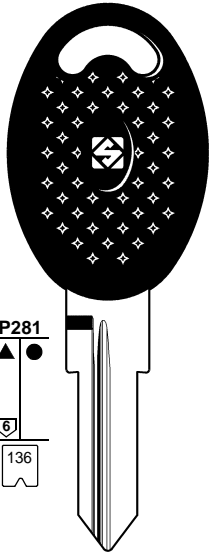
1	2	2a	3	3a	3b	e1+e2	6	42+71	72	43+44a	12	15	
						GTI COMPATIBLE	IGNITION 						
CAR MAKE MODEL	FROM	TO	SILCA REF.	SILCA REF.	SILCA REF.	COPY	GEN.	TRANSP. TYPE	FAST COPY PLUS RW4 PLUS FAST COPY/RW4	FAST COPY PLUS RW4 PLUS	FAST COPY RW4	STP	
For more info on the uses of car keys, refer to the Silca Electronic Keys Catalogue:													
VOLVO													
C70	1997	1998	NE66T2					PH	73	Y	Y		
C70	1998							PH / CR	4M				
POLAR	1996		NE51T2					PH	73	Y	Y		
S40	1996	1998	HU56RAT2		HU56RFH			PH	73	Y	Y		
S40	1998	2004						PH / CR	4M				
S60	2000							MEG / CR	48				
S70	1997	1998	NE66T2					PH	73	Y	Y		
S70	1998							PH / CR	4M				
S80	1998	1999						PH / CR	4M				
S80	1999	2007						MEG / CR	48				
S80	2008	2011	HU137MHK					PH / CR2	46	Y	P-BOX		
S80	2008	2011	HU137TEK					PH / CR2	46	Y	P-BOX		
V40	1996	1998	HU56RAT2		HU56RFH			PH	73	Y	Y		
V40	1998	2004						PH / CR	4M				
V50	2004							MEG / CR	48				
V70	1997	1998	NE66T2					PH	73	Y	Y		
V70	1998	2000						PH / CR	4M				
V70	2000	2007						MEG / CR	48				
V70	2008		HU137MHK					PH / CR2	46	Y	P-BOX		
V70	2008		HU137TEK					PH / CR2	46	Y	P-BOX		
XC70	2003	2007						MEG / CR	48				
XC70	2008	2011	HU137MHK					PH / CR2	46	Y	P-BOX		
XC70	2008	2011	HU137TEK					PH / CR2	46	Y	P-BOX		
XC90	2003							MEG / CR	48				
850	1996	1997	NE66T2					PH	73	Y	Y		
940	1996	1998	NE51T2					PH	73	Y	Y		
960	1996	1998	NE66T2					PH	73	Y	Y		
ZAZ													
SOME MODELS	1995		NE20NP										



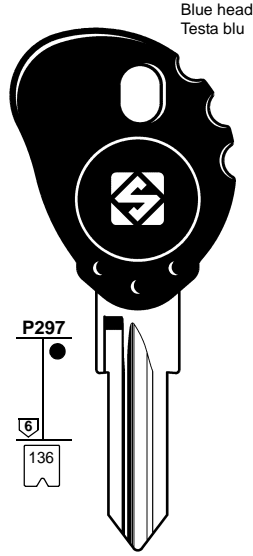
Motorcycle keys guide
Guida chiavi moto
Führer für Motorräderschlüssel
Guide clés pour motocyclettes
Guía llaves para motocicletas
Guia chaves para motocicletas

FOR:
PER:

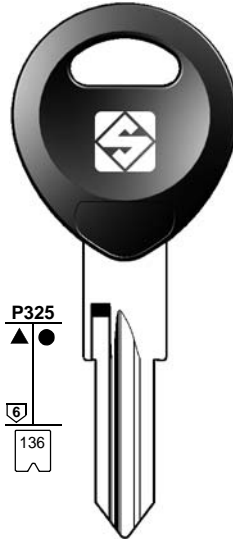
APRILIA



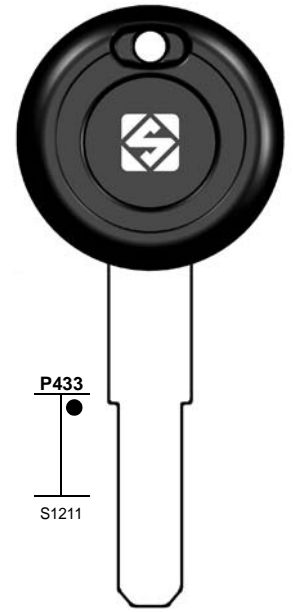
TL
ZD22RBP



TL 
ZD23RT5
... 8001-9554



TL
ZD24RDP
... 8001-9554
... 1001-2252
N ... 1-700
... 1-700
... 1234



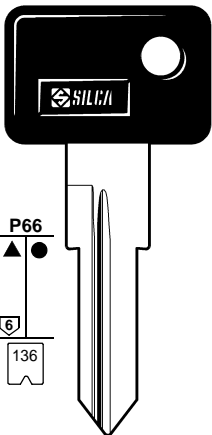
TL 
ZD30T5
Z ... 2001-9416

FOR:
PER:

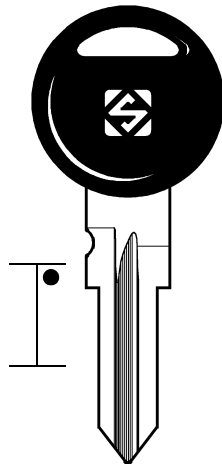
ATALA

BAJAJ

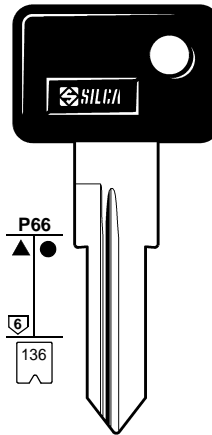
BETA



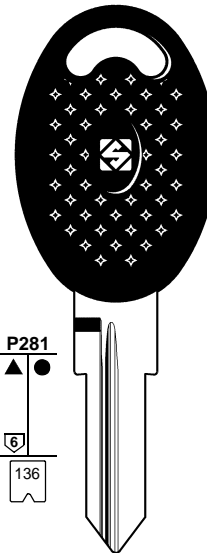
TL
ZD16RP
... 8001-9554
N ... 1-700
... 1-700



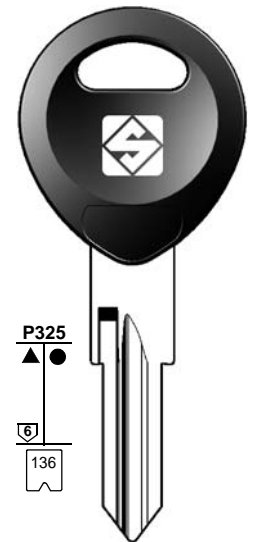
TL
BAJ1RP



















TL
ZD16RP
... 8001-9554
N ... 1-700
... 1-700



TL
ZD22RBP




TL
ZD24RDP
... 8001-9554
... 1001-2252
N ... 1-700
... 1-700
... 1234

1	2	2a	3	3a	3b	e1+e2	6	42+71	72	43+44a	12	15	
						GTI COMPATIBLE	IGNITION 						
MOTORCYCLE MAKE MODEL	FROM	TO	SILCA REF.	SILCA REF.	SILCA REF.	COPY	GEN.	TRANSP. TYPE	FAST COPY PLUS RW4 PLUS FAST COPY/RW4	FAST COPY PLUS RW4 PLUS	FAST COPY RW4	STP	
													
For more info on the uses of motorcycle keys, refer to the Silca Electronic Keys Catalogue: 													
APRILIA													
AMICO	1996	1998	ZD22RBP										
AREA 51	1998	2000	ZD22RBP										
ATLANTIC	2003		ZD24RDP										
ATLANTIC 500	2001		ZD23RT5					TEMIC	12	Y	Y		
CLASSIC 125	1996	1999	ZD22RBP										
CLASSIC 50	1996	1999	ZD22RBP										
DORSODURO	2008		ZD23RT5										
ETV 1000 CAPONORD	2001	2007	ZD22RBP										
GULLIVER	1995	1998	ZD22RBP										
LEONARDO	1996	2004	ZD22RBP										
MANA 850	2007		ZD23RT5										
MOJITO	1999	2008	ZD22RBP										
MOTÒ 6.5	1996	2002	ZD22RBP										
MX	2002	2006	ZD22RBP										
PEGASO	1997	2004	ZD22RBP										
PEGASO	2005	2007	ZD23RT5										
RALLY	1996	2004	ZD22RBP										
RS	1996	2005	ZD22RBP										
RST FUTURA	2000	2003	ZD22RBP										
RSV SERIES	2009		ZD30T5										
RSV 1000	1998	2005	ZD22RBP										
RSV 1000	2004	2008	ZD30T5										
RX 50	1996	2004	ZD22RBP										
SCARABEO	1993		ZD22RBP										
SCARABEO 500	2001		ZD23RT5										
SHIVER	2007		ZD23RT5										
SL 1000 FALCO	2000	2003	ZD22RBP										
SONIC 50	1998	2008	ZD22RBP										
SPORTCITY	2004		ZD22RBP										
SR 125 - 150	1999	2001	ZD22RBP										
SR 50	1996	2004	ZD22RBP										
SR 50	2004		ZD23RT5										
TUONO 1000R	2004		ZD30T5										
ATALA													
BYTE AT10-50	1996		ZD16RP										
GREEN	1996		ZD16RP										
HACKER-AT12	1996		ZD16RP										
BAJAJ													
SOME MODELS	2009		BAJ1RP										
BETA													
ALP			ZD24RDP										
CHRONO	1995	1996	ZD16RP										
CHRONO 502	1995	1996	ZD16RP										
QUADRA	1995	1996	ZD16RP										
QUADRA	1996		ZD22RBP										
RR	2005		ZD24RDP										
TEMPO	1995	1996	ZD16RP										
TEMPO	1996		ZD22RBP										
SOME MODELS	1996		ZD22RBP										

FOR:
PER:

BMW



BW7BP

HB 1-5000
H P 12353-53425
H P 12353-53412



BW9TE



BW9MH



BW9FH

K 5001-8276



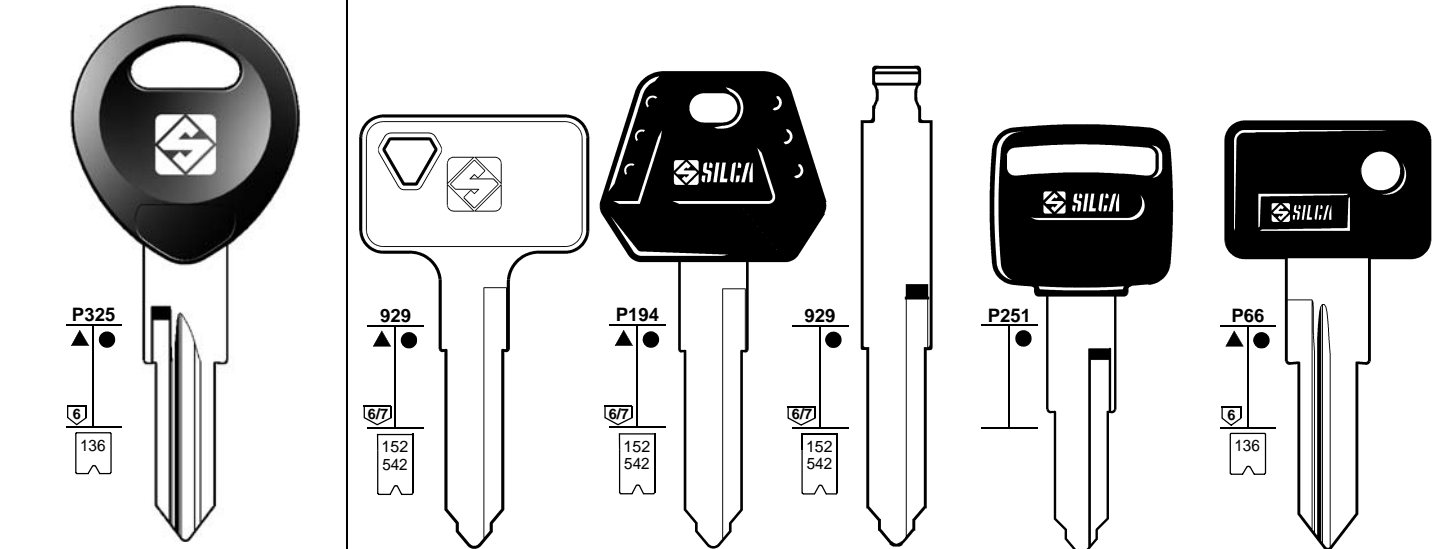
ZD28RFP

. . . . 8001-9554

FOR:
PER:

BUELL

CAGIVA



ZD24RDP

. . . . 8001-9554
. . . . 1001-2252
N 1-700
. . . . 1-700
. 1234

KW14

B 1234
H 1234
B 8001-9000
H 8001-9000

KW14P

. . . . 8001-9000
B 1234
H 1234
B 8001-9000



KW14FH

B 8001-9000

ZD21P



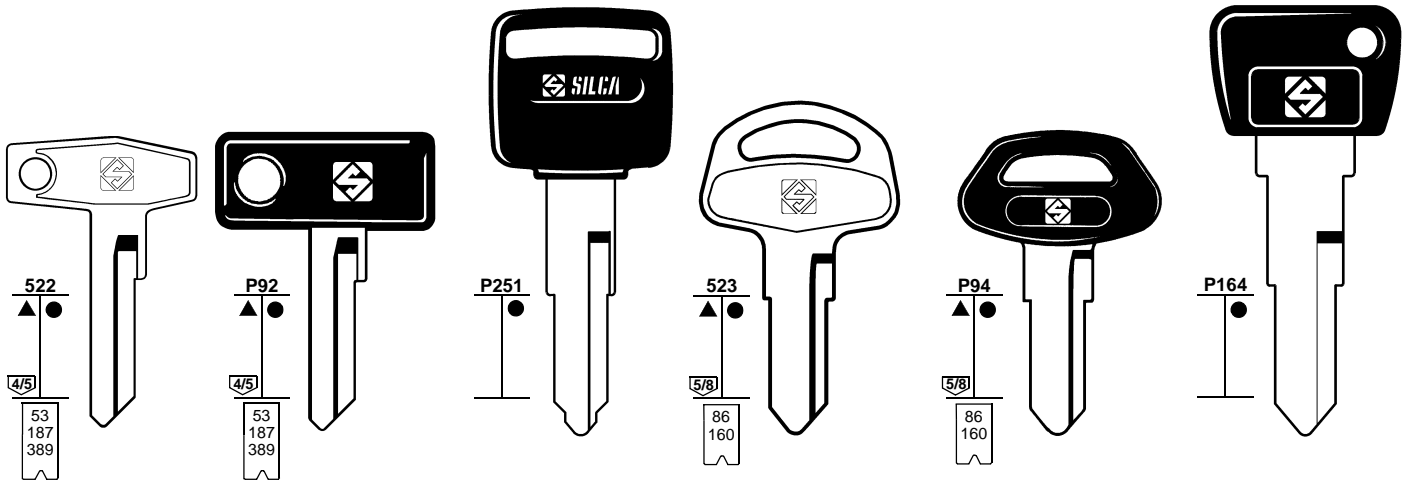
ZD16RP

. . . . 8001-9554
. . . . N . . . 1-700
. 1-700

1	2	2a	3	3a	3b	e1+e2	6	42+71	72	43+44a	12	15	
						GTI COMPATIBLE	IGNITION 						
MOTORCYCLE MAKE MODEL	FROM	TO	SILCA REF.	SILCA REF.	SILCA REF.	COPY	GEN.	TRANSP. TYPE	FAST COPY PLUS RW4 PLUS FAST COPY/RW4	FAST COPY PLUS RW4 PLUS	FAST COPY RW4	STP	
For more info on the uses of motorcycle keys, refer to the Silca Electronic Keys Catalogue:													
BIMOTA													
DB6 DELIRIO	2006												
BMW													
C600 SPORT	2012		BW9MH	BW9TE	BW9FH	Y		PH / CR2	46	Y	P-BOX		
C650 GT	2012		BW9MH	BW9TE	BW9FH	Y		PH / CR2	46	Y	P-BOX		
F650	1993	2000	ZD28RFP										
F650	2008	2011	BW9MH	BW9TE	BW9FH	Y		PH / CR2	46	Y	P-BOX		
F800	2006		BW9MH	BW9TE	BW9FH	Y		PH / CR2	46	Y	P-BOX		
G650	2011		BW9MH	BW9TE	BW9FH	Y		PH / CR2	46	Y	P-BOX		
K1100LS	1994	1999	BW7BP										
K1100LT	1994	1999	BW7BP										
K1200	2005	2008	BW9MH	BW9TE	BW9FH	Y		PH / CR2	46	Y	P-BOX		
K1300	2009		BW9MH	BW9TE	BW9FH	Y		PH / CR2	46	Y	P-BOX		
K1600	2011		BW9MH	BW9TE	BW9FH	Y		PH / CR2	46	Y	P-BOX		
R1100GS	1994	1999	BW7BP										
R1100R	1994	1999	BW7BP										
R1100RT	1994	1999	BW7BP										
R1200	2005		BW9MH	BW9TE	BW9FH	Y		PH / CR2	46	Y	P-BOX		
R850RT	1996	2002	BW7BP										
BUELL													
BLAST	2000	2009	ZD24RDP										
FIREBOLT	2002	2009	ZD24RDP										
LIGHTNING	2003	2009	ZD24RDP										
ULYSSES	2006	2009	ZD24RDP										
CAGIVA													
900 ELEFANT	1997	1997	KW14P		KW14FH								
CITY	1994	2001	ZD21P										
CITY LUCKY	1994	2001	ZD21P										
CITY PASSING	1994	2001	ZD21P										
MITO	1994		KW14		KW14FH								
MITO	1994		KW14P		KW14FH								
MITO EV	1994		KW14P		KW14FH								
MITO EV	1994		KW14		KW14FH								
MITO RACING	1994		KW14P		KW14FH								
MITO RACING	1994		KW14		KW14FH								
RIVER 600 Cat.	1995		ZD16RP										

FOR:
PER:

CAGIVA



ZD9
 E... 1-500
 E... 501-710
 ... 1-1625
 ... 9001-9500
 ... 5001-6278

ZD9P
 E... 1-500
 E... 501-710
 ... 1-1625
 ... 9001-9500
 ... 5001-6278

ZD21P

SZ4
 A... 00-99
 ... 101-499
 ... 751-795

SZ4AP
 A... 00-99
 ... 101-499
 ... 751-795

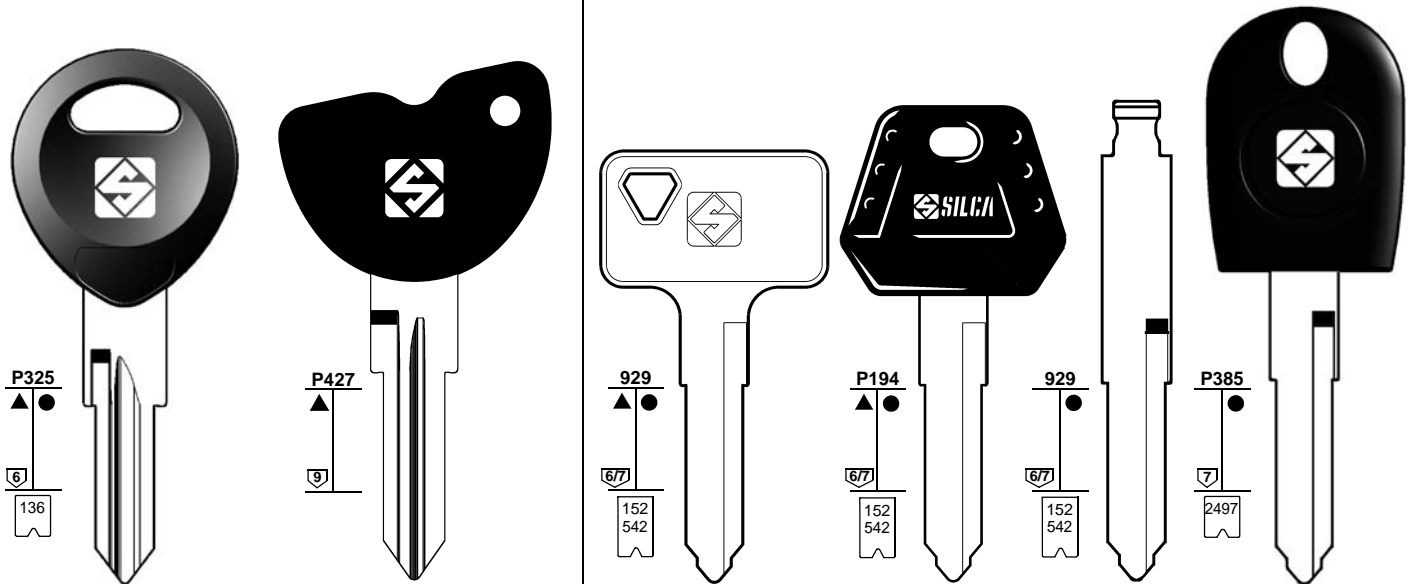
CG1P

CG2RP

FOR:
PER:

DERBI

DUCATI



ZD24RDP
 ... 8001-9554
 ... 1001-2252
 N... 1-700
 ... 1-700
 ... 1234

GT20RDP
 W... 1-9640

KW14
 B... 1234
 H... 1234
 B... 8001-9000
 H... 8001-9000

KW14P
 ... 8001-9000
 B... 1234
 H... 1234
 B... 8001-9000

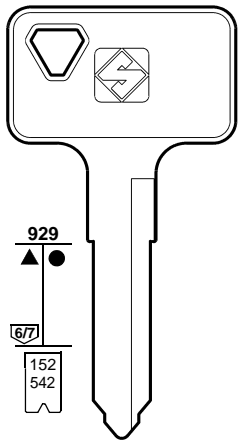
KW14FH
 B... 8001-9000

KW17T5
 ... 1-2-3-4

GIOBERT - TRW SIPEA

FOR:
PER:

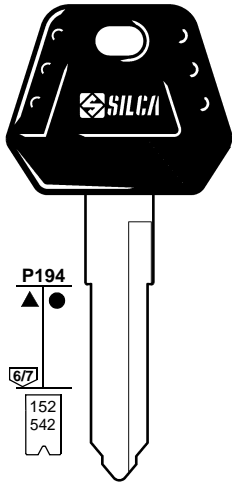
DUCATI



929
▲ ●
6/7
152
542

KW14

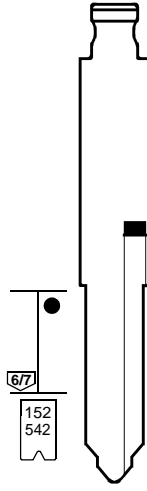
B 1234
H 1234
B 8001-9000
H 8001-9000



P194
▲ ●
6/7
152
542

KW14P

..... 8001-9000
B 1234
H 1234
B 8001-9000
H 8001-9000



6/7
152
542

KW14FH

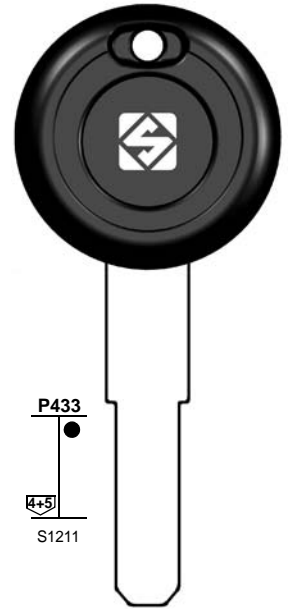
B 8001-9000



P385
▲ ●
7
2497

KW17T5

..... 1-2-3-4



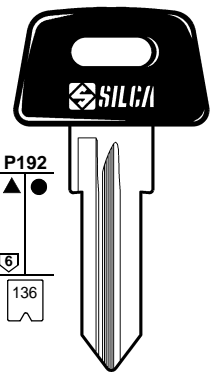
P433
▲ ●
4+5
S1211

ZD30T5

Z 2001-9416

FOR:
PER:

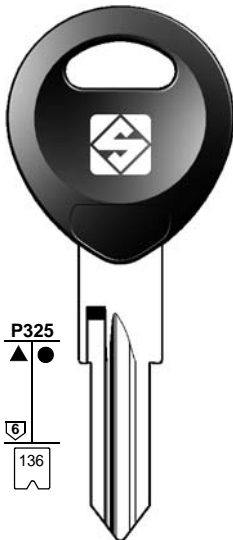
GILERA



P192
▲ ●
6
136

ZD17RAP

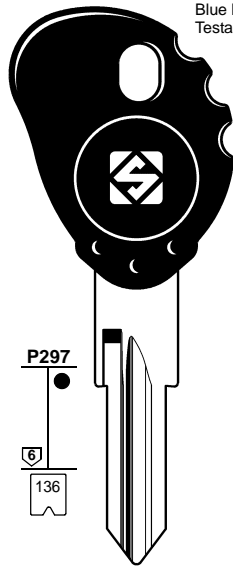
..... 8001-9554



P325
▲ ●
6
136

ZD24RDP

..... 8001-9554
..... 1001-2252
N 1-700
... 1-700
..... 1234

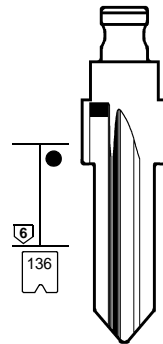


Blue head
Testa blu

P297
▲ ●
6
136

ZD24RT5

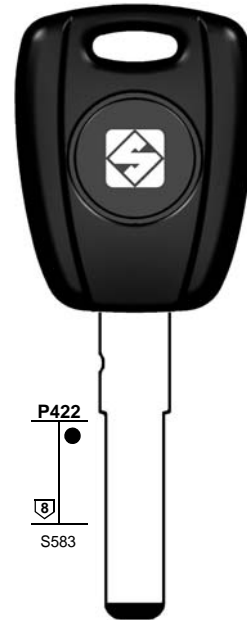
..... 8001-9554
..... 1001-2252
N 1-700
... 1-700



6
136

ZD24RFH

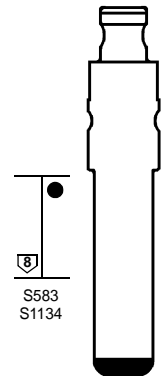
..... 8001-9554
..... 1001-2252
N 1-700
... 1-700
..... 1234



P422
▲ ●
8
S583

SIP22T5

















DE 1-11210



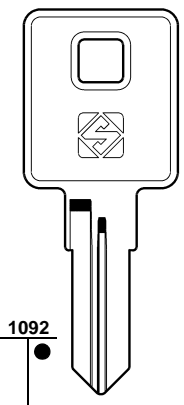
8
S583
S1134

SIP22FH

DE 1-11210

1	2	2a	3	3a	3b	e1+e2		6	42+71	72	43+44a	12	15
						GTI COMPATIBLE		IGNITION 					
MOTORCYCLE MAKE MODEL	FROM	TO	SILCA REF.	SILCA REF.	SILCA REF.	COPY	GEN.	TRANSP. TYPE	FAST COPY PLUS RW4 PLUS FAST COPY/RW4	FAST COPY PLUS RW4 PLUS	FAST COPY RW4	STP	
													
For more info on the uses of motorcycle keys, refer to the Silca Electronic Keys Catalogue: 													
DUCATI													
MONSTER 1100	2009		ZD30T5					TEMIC	11	Y	Y		S1
MONSTER 600	1994	2001	KW14		KW14FH								
MONSTER 600	1994	2001	KW14P		KW14FH								
MONSTER 620	2002	2006	KW17T5					TEMIC	11	Y	Y		S1
MONSTER 695	2001	2008	KW17T5					TEMIC	11	Y	Y		S1
MONSTER 696	2009		ZD30T5					TEMIC	11	Y	Y		S1
MONSTER 750	2001	2002	KW17T5					TEMIC	11	Y	Y		S1
MONSTER 796	2011		ZD30T5					TEMIC	11	Y	Y		S1
MONSTER 800	2003	2003	KW17T5					TEMIC	11	Y	Y		S1
MONSTER 900	1994	2001	KW14P		KW14FH								
MONSTER 900	2001	2002	KW17T5					TEMIC	11	Y	Y		S1
MULTISTRADA	2010							TEM / CR	8C				
SPORTCLASSIC 1000	2007	2010	KW17T5					TEMIC	11	Y	Y		S1
STREETFIGHTER	2009		ZD30T5					TEMIC	11	Y	Y		S1
ST2	1997	2003	KW14		KW14FH								
ST2	1997	2003	KW14P		KW14FH								
ST3	2005	2007	KW17T5					TEMIC	11	Y	Y		S1
ST4	1998	2003	KW14P		KW14FH								
ST4	1998	2003	KW14		KW14FH								
ST4	2002	2005	KW17T5					TEMIC	11	Y	Y		S1
SUPERSPORT 1000	2003	2006	KW17T5					TEMIC	11	Y	Y		S1
SUPERSPORT 620	2003	2006	KW17T5					TEMIC	11	Y	Y		S1
SUPERSPORT 750	1999	2003	KW14P		KW14FH								
SUPERSPORT 750	1999	2003	KW14		KW14FH								
SUPERSPORT 800	2003	2006	KW17T5					TEMIC	11	Y	Y		S1
SUPERSPORT 900	1998	2002	KW14		KW14FH								
SUPERSPORT 900	1998	2002	KW14P		KW14FH								
GILERA													
FUOCO	2006		SIP22T5		SIP22FH			TEMIC	11	Y	Y	T-F	S9
GP800	2006		SIP22T5		SIP22FH			TEMIC	11	Y	Y	T-F	S9
NCR 50	2006		ZD24RDP										
NEXUS	2006		ZD24RDP										
NEXUS 250	2006	2008	ZD24RT5		ZD24RFH			TEMIC	11	Y	Y	T-F	S9
NEXUS 300	2007		ZD24RT5		ZD24RFH			TEMIC	11	Y	Y		S9
NEXUS 500	2006	2012	SIP22T5		SIP22FH			TEMIC	11	Y	Y	T-F	S9
RUNNER	2006		ZD24RDP										
STORM 50	1995		ZD17RAP										
TYPHOON	1995	2001	ZD17RAP										
SOME MODELS	1995		ZD17RAP										

FOR: HARLEY DAVIDSON HM HONDA
 PER:

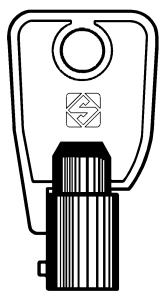


1092
 1025

HY11R

GY 1-2-3-4-5
 BZ 1-2-3-4-5
 C 1-2-3-4-5
 A 1-2-3-4-5

439



S249
 S311
 S345
 S346
 S347
 S445
 S446
 S549
 S550
 S757
 S759
 S989
 S1335
 S1334
 S1148
 S1147
 S1146

CH9T

..... 7654321
 7654321
 320001-326000
 280001-285000
 2001-2100
 1234567
 HD..... 0001-9400
HD 0001-9400
 7654321
 ... 1-999
 0123

 24568ABCDEFGHIJKLMNO
 01234567
 HMC..... 00001-31000



P325
 136

ZD24RDP

.... 8001-9554
 1001-2252
 N ... 1-700
 ... 1-700
 1234



P431
 148
 262

HON70T14

..... 1-2-3
 5001-8442

TE KEY

HON70TE

AH 1001-9282
 AH 1-8154
 (head code P459)



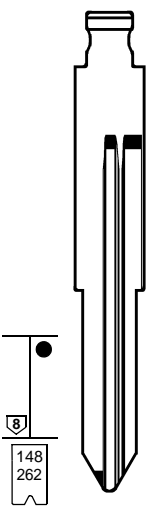
P443
 148
 262

HON70MH

..... 1-2-3
 5001-8442

MH KEY

FOR: HONDA
 PER:



148
 262

HON70FH

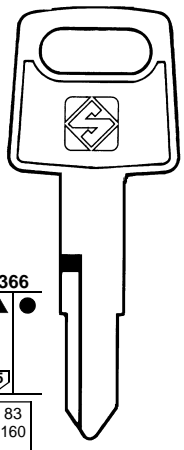
..... 1-2-3
 5001-8442



P321
 148

HON63FP

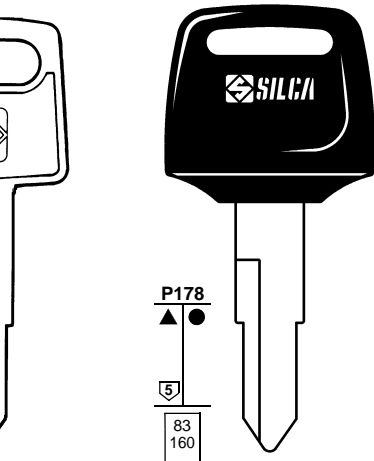
..... 1-2-3



366
 83
 160

HON31

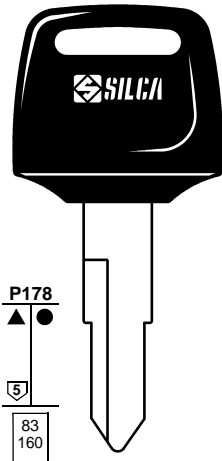
... 121-140
 ... 521-540
 ... 621-640
 ... 721-740
 ... 821-840
 ... 221-240
 ... 421-440
 ... 321-340
 C .. 00-99
 D .. 00-99



P178
 83
 160

HON31R

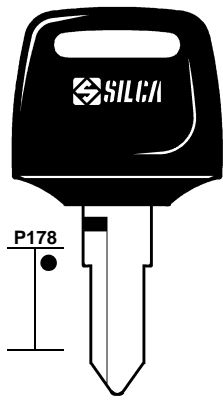
A .. 00-99
 B .. 00-99
 ... 101-120
 ... 201-220
 ... 301-320
 ... 401-420
 ... 501-520
 ... 701-720
 ... 601-620
 ... 801-820



P178

HON31CP

... 121-140
 ... 521-540
 ... 621-640
 ... 721-740
 ... 821-840
 ... 221-240
 ... 421-440
 ... 321-340
 C .. 00-99
 D .. 00-99



P178

HON31RCP

A .. 00-99
 B .. 00-99
 ... 101-120
 ... 201-220
 ... 301-320
 ... 401-420
 ... 501-520
 ... 701-720
 ... 601-620
 ... 801-820

HON71CP

















HON71RCP



P325
 136

ZD24RDP

.... 8001-9554
 1001-2252
 N ... 1-700
 ... 1-700
 1234

1	2	2a	3	3a	3b	e1+e2		6	42+71	72	43+44a	12	15
						GTI COMPATIBLE		IGNITION 					
MOTORCYCLE MAKE MODEL	FROM	TO	SILCA REF.	SILCA REF.	SILCA REF.	COPY	GEN.	TRANSP. TYPE	FAST COPY PLUS RW4 PLUS FAST COPY/RW4	FAST COPY PLUS RW4 PLUS	FAST COPY RW4	STP	
													
For more info on the uses of motorcycle keys, refer to the Silca Electronic Keys Catalogue: 													
HARLEY DAVIDSON													
1200 SPORTSTER	1994		HY11R										
883 SPORTSTER	1994		HY11R										
SOME MODELS	1996		CH9T										
HM													
LOCUSTA			ZD24RDP										
HONDA													
BLACK SPIRIT	2010		HON70T14					PH / CR2	46				
BLACK SPIRIT	2010		HON70MH	HON70TE	HON70FH	Y	Y	PH / CR2	46	Y	P-BOX		
CBF500	2004	2007	HON63FP										
CBF600	2004	2007	HON63FP										
CBF600	2007	2012	HON70T14					PH / CR2	46				
CBF600	2007	2012	HON70MH	HON70TE	HON70FH	Y	Y	PH / CR2	46	Y	P-BOX		
CBR1000	2004		HON70T14					PH / CR2	46				
CBR1000	2004		HON70MH	HON70TE	HON70FH	Y	Y	PH / CR2	46	Y	P-BOX		
CBR1000F	1997	1999	HON63FP										
CBR1100XX	1999	2006	HON70T14					PH / CR2	46				
CBR1100XX	1999	2006	HON70MH	HON70TE	HON70FH	Y	Y	PH / CR2	46	Y	P-BOX		
CBR600F	1999	2006	HON70T14					PH / CR2	46				
CBR600F	1999	2006	HON70MH	HON70TE	HON70FH	Y	Y	PH / CR2	46	Y	P-BOX		
CBR600RR	2003		HON70T14					PH / CR2	46				
CBR600RR	2003		HON70MH	HON70TE	HON70FH	Y	Y	PH / CR2	46	Y	P-BOX		
CBR900	2003		HON70T14					PH / CR2	46				
CBR900	2003		HON70MH	HON70TE	HON70FH	Y	Y	PH / CR2	46	Y	P-BOX		
CBR900RR	1994	1997	HON31										
CBR900RR	1994	1997	HON31R										
CBR900RR	1994	1997	HON31CP										
CBR900RR	1994	1997	HON31RCP										
CBR900RR	1997	2003	HON63FP										
CB500	1994	1997	HON31										
CB500	1994	1997	HON31R										
CB500	1994	1997	HON31RCP										
CB500	1994	1997	HON31CP										
CB500S	1997	2003	HON63FP										
CG125	1993	2008	HON71RCP										
CROSSRUNNER	2011		HON70T14					PH / CR2	46				
CROSSRUNNER	2011		HON70MH	HON70TE	HON70FH	Y	Y	PH / CR2	46	Y	P-BOX		
CROSSTOURER	2012		HON70T14					PH / CR2	46				
CROSSTOURER	2012		HON70MH	HON70TE	HON70FH	Y	Y	PH / CR2	46	Y	P-BOX		
CTX1300	2014		HON70T14					PH / CR2	46				
CTX1300	2014		HON70MH	HON70TE	HON70FH	Y	Y	PH / CR2	46	Y	P-BOX		
CTX700	2014		HON70T14					PH / CR2	46				
CTX700	2014		HON70MH	HON70TE	HON70FH	Y	Y	PH / CR2	46	Y	P-BOX		
C90 ECO PWR	1993		HON71CP										
DYLAN 125	2004		ZD24RDP										
FORZA	2005		HON63FP										
GOLD WING	2001							PH / CR2	46				

FOR:
PER:

HONDA

Technical diagrams for seven Honda key models, showing key profiles and head shapes. Each diagram includes a model number, a head code (e.g., P475, P443, P321, P61, 1449, 554), and a key code (e.g., 262, 148, 160). The keys are arranged in a row from left to right.

- HON58RTE** (TE KEY): Key code 262, head code P475.
- HON58RMH** (MH KEY): Key code 262, head code P443.
- HON58RFH** (FH FLIP): Key codes 262, 514, head code P321.
- HON63FP**: Key code 148, head code P321.
- HON64BP**: Key code 160, head code P61.
- HON64**: Key code 160, head code 1449.
- HON41**: Key code 148, head code 554.

Additional model: **HON64RBP** (FH FLIP), key code 160.

FOR:
PER:






















HONDA

Technical diagrams for seven Honda key models, showing key profiles and head shapes. Each diagram includes a model number, a head code (e.g., 554, P431, P443, P325, P297), and a key code (e.g., 148, 136). The keys are arranged in a row from left to right.

- HON41P**: Key code 148, head code 554.
- HON70T14** (MH KEY): Key codes 148, 262, head code P431.
- HON70MH** (MH KEY): Key codes 148, 262, head code P443.
- HON70FH** (FH FLIP): Key codes 148, 262, head code P325.
- ZD24RDP**: Key code 136, head code P325.
- ZD24RT14** (MH KEY): Key code 136, head code P297.
- HON70TE** (TE KEY): Key code 136, head code P297.

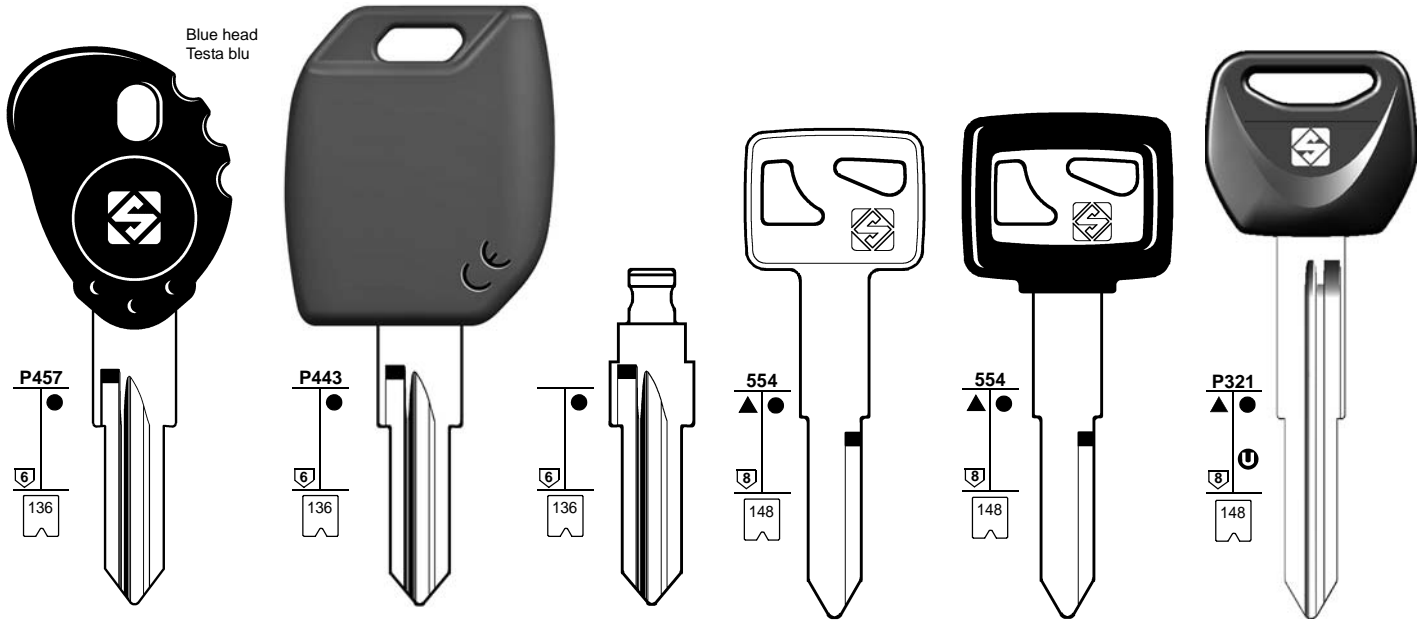
Additional model: **HON70TE** (TE KEY), key code 136, head code P297.

Blue head Testa blu

1	2	2a	3	3a	3b	e1+e2		6	42+71	72	43+44a	12	15
						GTI COMPATIBLE		IGNITION   					
MOTORCYCLE MAKE MODEL	FROM	TO	SILCA REF.	SILCA REF.	SILCA REF.	COPY	GEN.	TRANSP. TYPE	FAST COPY PLUS RW4 PLUS FAST COPY/RW4	FAST COPY PLUS RW4 PLUS	FAST COPY RW4	STP	
													
For more info on the uses of motorcycle keys, refer to the Silca Electronic Keys Catalogue:    													
HONDA													
GOLD WING	2001		HON58RMH	HON58RTE	HON58RFH	Y	Y	PH / CR2	46	Y	P-BOX		
HORNET	1998	2002	HON64										
HORNET	1998	2002	HON64BP										
HORNET	1998	2002	HON64RBP										
HORNET	2003		HON70T14					PH / CR2	46				
HORNET	2003		HON70MH	HON70TE	HON70FH	Y	Y	PH / CR2	46	Y	P-BOX		
INTEGRA	2012		HON70T14					PH / CR2	46				
INTEGRA	2012		HON70MH	HON70TE	HON70FH	Y	Y	PH / CR2	46	Y	P-BOX		
LEAD 100	2003	2007	HON41										
LEAD 100	2003	2007	HON41P										
NC700 S	2012		HON70T14					PH / CR2	46				
NC700 S	2012		HON70MH	HON70TE	HON70FH	Y	Y	PH / CR2	46	Y	P-BOX		
NC700 X	2012		HON70T14					PH / CR2	46				
NC700 X	2012		HON70MH	HON70TE	HON70FH	Y	Y	PH / CR2	46	Y	P-BOX		
NC750	2014		HON70T14					PH / CR2	46				
NC750	2014		HON70MH	HON70TE	HON70FH	Y	Y	PH / CR2	46	Y	P-BOX		
NTV650	1997	1998	HON63FP										
NT650V	1999	2006	HON70T14					PH / CR2	46				
NT650V	1999	2006	HON70MH	HON70TE	HON70FH	Y	Y	PH / CR2	46	Y	P-BOX		
NT700V	2006	2012	HON70T14					PH / CR2	46				
NT700V	2006	2012	HON70MH	HON70TE	HON70FH	Y	Y	PH / CR2	46	Y	P-BOX		
NX650	1997	2000	HON63FP										
PHANTEON	2003		ZD24RDP										
PS125i	2006		ZD24RDP										
PS150i	2006		ZD24RDP										
SFX50	1994	1997	HON41P										
SFX50	1994	1997	HON41										
SFX50	1997	2004	HON63FP										
SHADOW 750	2004		HON70T14					PH / CR2	46				
SHADOW 750	2004		HON70MH	HON70TE	HON70FH	Y	Y	PH / CR2	46	Y	P-BOX		
SH100	1997	2001	HON63FP										
SH125i	2005		ZD24RDP										
SH150i	2006		ZD24RDP										
SH300	2007		ZD24RT14					PH / CR2	46				

FOR:
PER:

HONDA



ZD24RTE
 TE KEY
 8001-9554
 1-700
 N ... 1-700

ZD24RMH
 MH KEY
 8001-9554
 1-700
 N ... 1-700

ZD24RFH
 FH FLIP
 8001-9554
 1-700
 N ... 1-700
 1234
 1001-2252

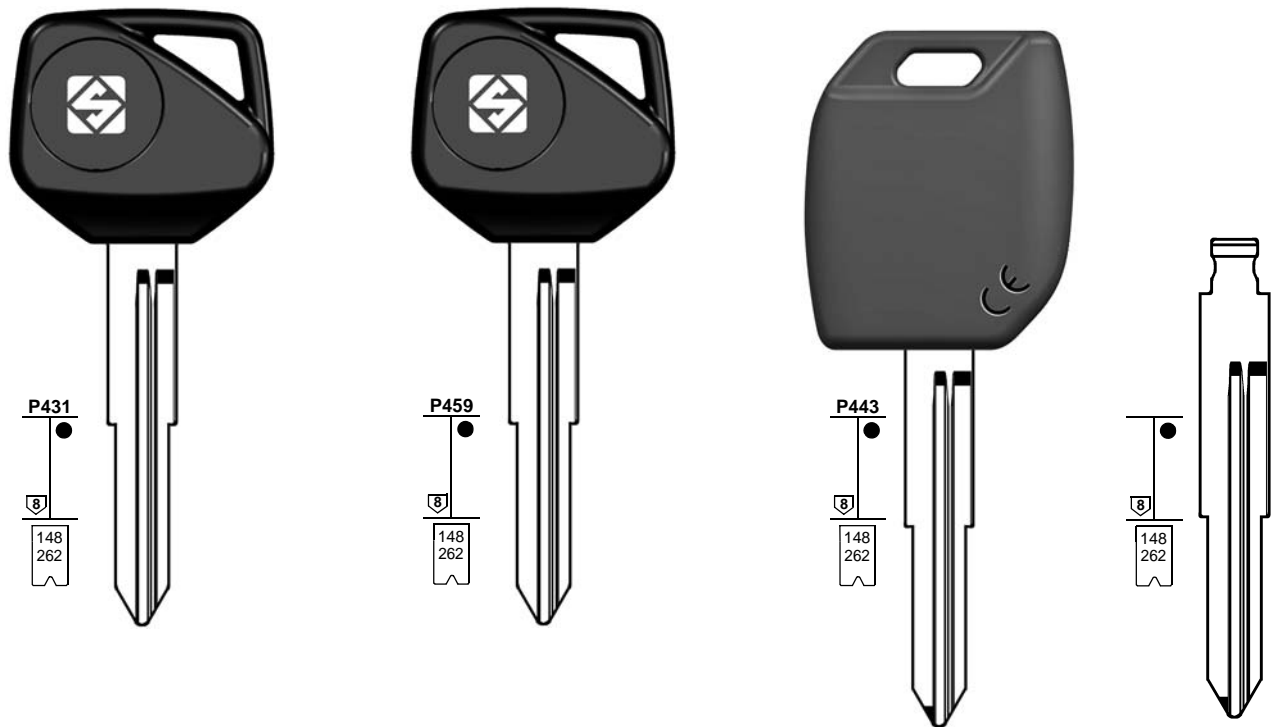
HON41
 123
 J00-U39

HON41P
 123
 J00-U39

HON63FP
 1-2-3

FOR:
PER:

HONDA



HON70T14
 1-2-3
 5001-8442

HON70TE
 TE KEY
 AH ... 1001-9282
 AH ... 1-8154

HON70MH
 MH KEY
 1-2-3
 5001-8442

HON70FH
 FH FLIP
 1-2-3
 5001-8442

1	2	2a	3	3a	3b	e1+e2	6	42+71	72	43+44a	12	15
---	---	----	---	----	----	-------	---	-------	----	--------	----	----

GTI
COMPATIBLE

IGNITION



MOTORCYCLE MAKE MODEL	FROM	TO	SILCA REF.	SILCA REF.	SILCA REF.	COPY	GEN.	TRANSP. TYPE	FAST COPY PLUS RW4 PLUS FAST COPY/RW4	FAST COPY PLUS RW4 PLUS	FAST COPY RW4	STP

For more info on the uses of motorcycle keys, refer to the Silca Electronic Keys Catalogue:



HONDA

SH300	2007		ZD24RMH	ZD24RTE	ZD24RFH	Y	Y	PH / CR2	46	Y	P-BOX	
SH50	1997	2004	HON63FP									
SILVER WING	2001	2008	HON70T14					PH / CR2	46			
SILVER WING	2001	2008	HON70MH	HON70TE	HON70FH	Y	Y	PH / CR2	46	Y	P-BOX	
SJ100 BALI	1997		HON63FP									
SJ50 BALI	1994	2001	HON41									
SJ50 BALI	1994	2001	HON41P									
ST1100	1997	2002	HON63FP									
ST1300 Pan-European	2008		HON70T14					PH / CR2	46			
ST1300 Pan-European	2008		HON70MH	HON70TE	HON70FH	Y	Y	PH / CR2	46	Y	P-BOX	
SW-T400	2009		HON70T14					PH / CR2	46			
SW-T400	2009		HON70MH	HON70TE	HON70FH	Y	Y	PH / CR2	46	Y	P-BOX	

FOR:
PER:

HONDA

HON64BP
A... 00-A99

HON64R
A... 00-A99

HON72P

HON68BP
A... 00-99
B... 00-99

HON70T14
..... 1-2-3
..... 5001-8442

HON70MH
..... 1-2-3
..... 5001-8442

HON64RBP
A... 00-A99

HON68RBP
C... 00-99
B... 00-99

HON70TE
AH... 1001-9282
AH... 1-8154
(head code P459)

FOR:
PER:

HONDA

ITALJET

HON70FH
..... 1-2-3
..... 5001-8442

HON31
... 121-140
... 521-540
... 621-640
... 721-740
... 821-840
... 221-240
... 421-440
... 321-340
C... 00-99
D... 00-99

HON31R
A... 00-99
B... 00-99
... 101-120
... 201-220
... 301-320
... 401-420
... 501-520
... 701-720
... 601-620
... 801-820

HON31CP
... 121-140
... 521-540
... 621-640
... 721-740
... 821-840
... 221-240
... 421-440
... 321-340
C... 00-99
D... 00-99

HON31RCP
A... 00-99
B... 00-99
... 101-120
... 201-220
... 301-320
... 401-420
... 501-520
... 701-720
... 601-620
... 801-820

ZD23RCP
..... 8001-9554

ZD16RP
..... 8001-9554
... 1-700
... 1-700

YH34P

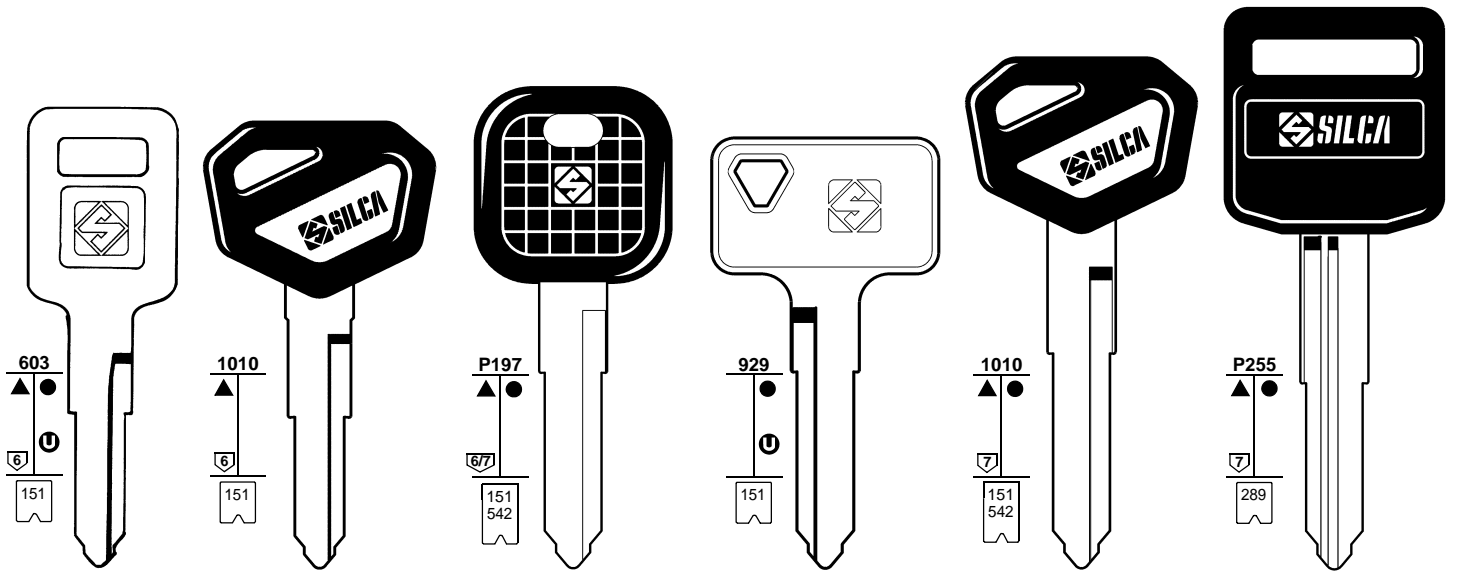
YH34RP

Blue head
Testa blu

1	2	2a	3	3a	3b	e1+e2		6	42+71	72	43+44a	12	15
						GTI COMPATIBLE		IGNITION 					
MOTORCYCLE MAKE MODEL	FROM	TO	SILCA REF.	SILCA REF.	SILCA REF.	COPY	GEN.	TRANSP. TYPE	FAST COPY PLUS RW4 PLUS FAST COPY/RW4	FAST COPY PLUS RW4 PLUS	FAST COPY RW4	STP	
For more info on the uses of motorcycle keys, refer to the Silca Electronic Keys Catalogue:													
HONDA													
SW-T600	2011		HON70T14					PH / CR2	46				
SW-T600	2011		HON70MH	HON70TE	HON70FH	Y	Y	PH / CR2	46	Y	P-BOX		
VARADERO	2003		HON70T14					PH / CR2	46				
VARADERO	2003		HON70MH	HON70TE	HON70FH	Y	Y	PH / CR2	46	Y	P-BOX		
VFR1200	2009		HON70T14					PH / CR2	46				
VFR1200	2009		HON70MH	HON70TE	HON70FH	Y	Y	PH / CR2	46	Y	P-BOX		
VFR800	2006		HON70T14					PH / CR2	46				
VFR800	2006		HON70MH	HON70TE	HON70FH	Y	Y	PH / CR2	46	Y	P-BOX		
VTX1800C	2002		HON70T14					PH / CR2	46				
VTX1800C	2002		HON70MH	HON70TE	HON70FH	Y	Y	PH / CR2	46	Y	P-BOX		
VT1300CX	2009		HON70T14					PH / CR2	46				
VT1300CX	2009		HON70MH	HON70TE	HON70FH	Y	Y	PH / CR2	46	Y	P-BOX		
VT750 C4	2004	2010	HON70T14					PH / CR2	46				
VT750 C4	2004	2010	HON70MH	HON70TE	HON70FH	Y	Y	PH / CR2	46	Y	P-BOX		
X-ELEVEN	2001	2003	HON70T14					PH / CR2	46				
X-ELEVEN	2001	2003	HON70MH	HON70TE	HON70FH	Y	Y	PH / CR2	46	Y	P-BOX		
SOME MODELS	1994		HON31CP										
SOME MODELS	1994		HON31										
SOME MODELS	1994		HON31RCP										
SOME MODELS	1994		HON31R										
SOME MODELS	1998		HON64RBP										
SOME MODELS	1998		HON64R										
SOME MODELS	1998		HON64BP										
SOME MODELS			HON68BP										
SOME MODELS			HON72P										
SOME MODELS			HON68RBP										
ITALJET													
DRAGSTER	1998		ZD23RCP										
FORMULA 50	1996		ZD16RP										
PISTA	1994		YH34P										
PISTA	1994		YH34RP										
SCOOP	1994		YH34P										
SCOOP	1994		YH34RP										
SOME MODELS	1994		YH34P										
SOME MODELS	1994		YH34RP										

FOR:
PER:

KAWASAKI



KW12
Z 5001-6000
Z 5001-6000 (NEW)

KW12BP
Z 5001-6000
Z 5001-6000 (NEW)

KW14AP
B 1234
H 1234
..... 8001-9000
B 8001-9000

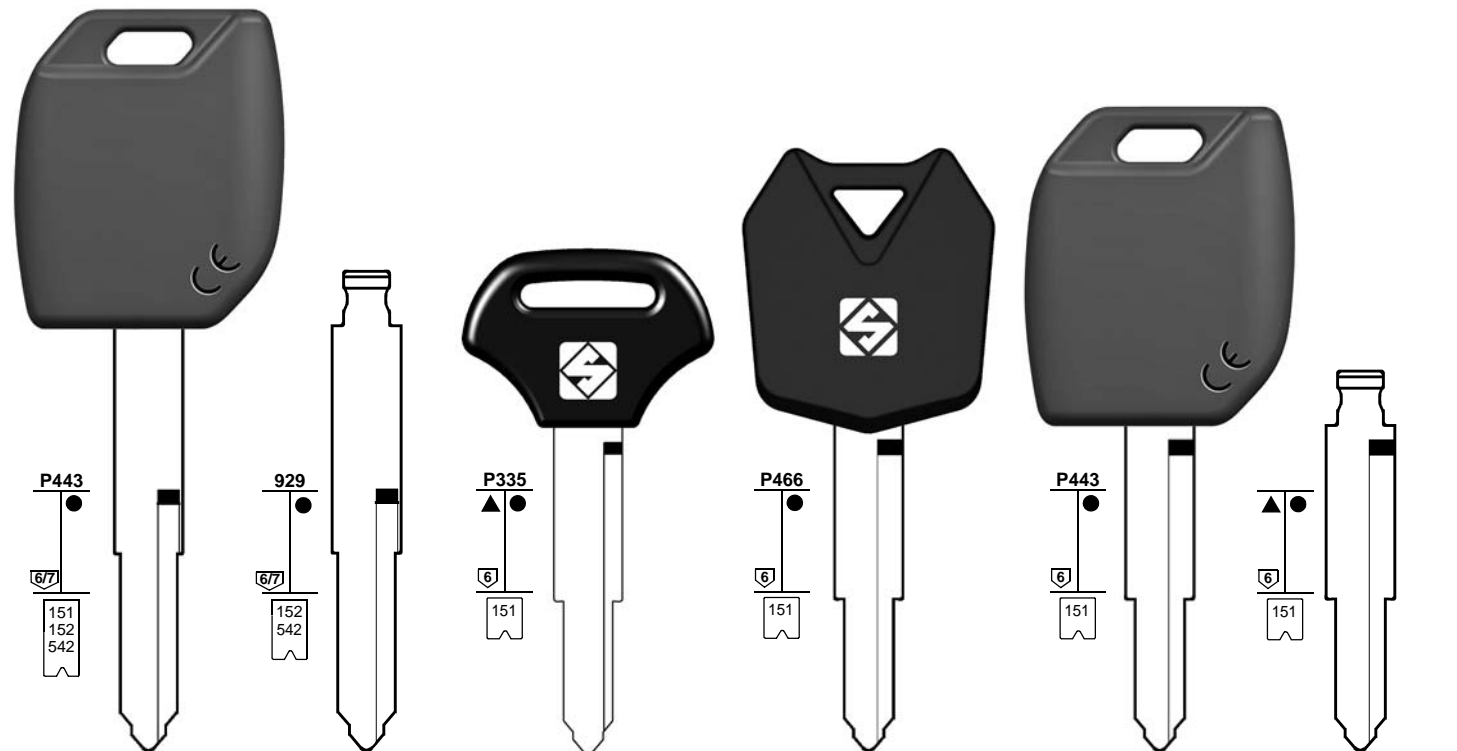
KW14R
B 1234
H 1234
..... 8001-9000
B 8001-9000

KW15BP
B 8001-9000

SZ14RAP
..... 6001-7000
A 6001-7000

FOR:
PER:

KAWASAKI



KW14MH
Z 5001-6000
..... 8001-9000
B 8001-9000
B 1234
H 1234



KW14FH
B 8001-9000



KW16CP
Z
5001-6000

KW16TE
Z
5001-6000




















KW16MH
Z 5001-6000
Z 5001-6000 (NEW)



KW16FH
Z
5001-6000



1	2	2a	3	3a	3b	e1+e2		6	42+71	72	43+44a	12	15
						GTI COMPATIBLE		IGNITION   					
MOTORCYCLE MAKE MODEL	FROM	TO	SILCA REF.	SILCA REF.	SILCA REF.	COPY	GEN.	TRANSP. TYPE	FAST COPY PLUS RW4 PLUS FAST COPY/RW4	FAST COPY PLUS RW4 PLUS	FAST COPY RW4	STP	
													

For more info on the uses of motorcycle keys, refer to the Silca Electronic Keys Catalogue:

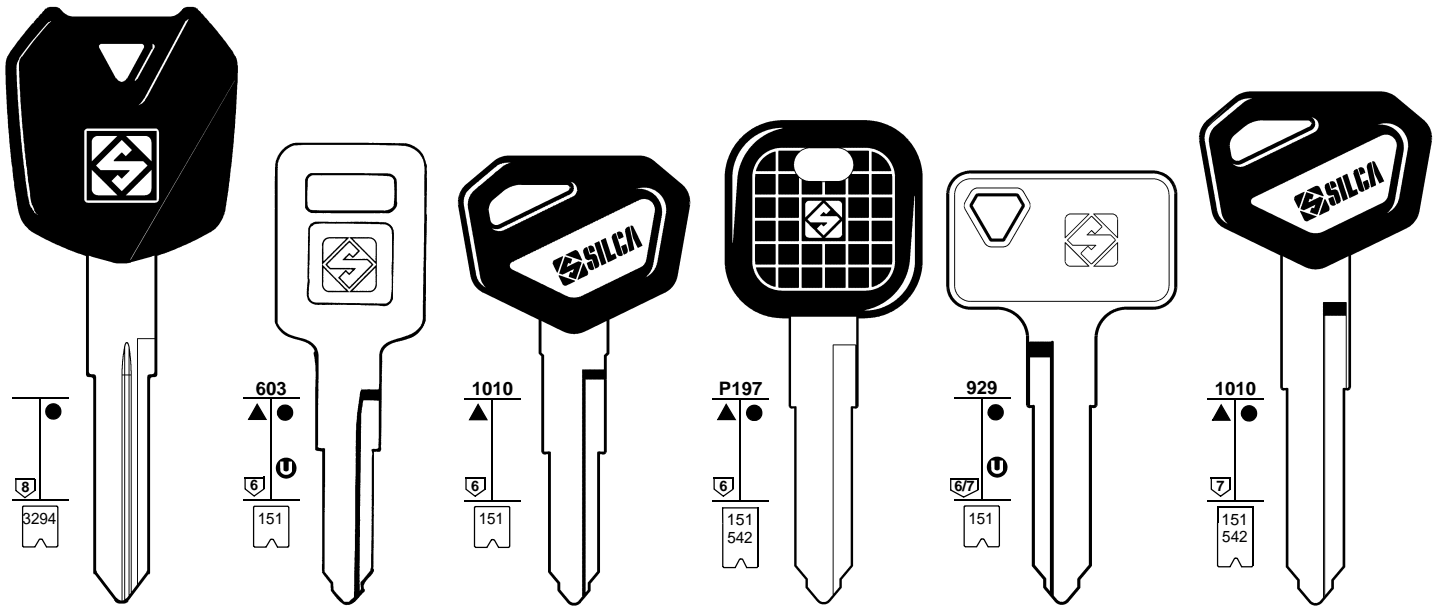


KAWASAKI

BN125 ELIMINATOR	2006	2007	KW14AP		KW14FH									
EJ650	1999	2006	KW16CP		KW16FH									
EJ800	2011		KW16CP		KW16FH									
EN500	2000	2009	KW14AP		KW14FH									
ER-5	2001	2005	KW16CP		KW16FH									
GPZ500S	1994	2009	KW12											
GPZ500S	1994	2009	KW12BP											
KLE500	1991	2007	KW12BP											
KLE500	1991	2007	KW12											
KLR250	1997	2010	KW15BP											
KLR600S	1994	1999	KW15BP											
KLR650	1994	1999	KW15BP											
KLV1000	2004	2005	SZ14RAP											
KLX125	2010	2011	KW15BP											
KLX250	1999		KW15BP											
LDT500	1995		KW14R											
NINJA ZX-10R	2004	2010						TEX / CR	72					
NINJA ZX-10R	2004	2010	KW16MH	KW16TE	KW16FH	Y	Y	TEX / CR	72	Y	P-BOX			
NINJA ZX-10R	2011							TEX / CR	72					
NINJA ZX-10R	2011		KW14MH		KW14FH	Y	Y	TEX / CR	72	Y	P-BOX			
NINJA ZX-11R	1993	2001	KW12BP											
NINJA ZX-11R	1993	2001	KW12											
NINJA ZX-12R	2000	2006	KW16CP		KW16FH									
NINJA ZX-12R	2002	2006	KW16MH	KW16TE	KW16FH	Y	Y	TEX / CR	72	Y	P-BOX			
NINJA ZX-14R	2006	2011	KW16MH	KW16TE	KW16FH	Y	Y	TEX / CR	72	Y	P-BOX			
NINJA ZX-14R	2012							TEX / CR	72					
NINJA ZX-14R	2012		KW14MH		KW14FH	Y	Y	TEX / CR	72	Y	P-BOX			
NINJA ZX-6R	1993	2006	KW15BP											
NINJA ZX-6R	2003	2006	KW16CP		KW16FH									
NINJA ZX-6R	2006							TEX / CR	72					
NINJA ZX-6R	2006		KW16MH	KW16TE	KW16FH	Y	Y	TEX / CR	72	Y	P-BOX			
NINJA ZX-7R	2003		KW16CP		KW16FH									
NINJA ZX-9R	1994	2003	KW15BP											
NINJA ZX-9R	2003		KW16CP		KW16FH									
NINJA 1000	2011							TEX / CR	72					
NINJA 1000	2011		KW14MH		KW14FH	Y	Y	TEX / CR	72	Y	P-BOX			
NINJA 250R	1990	2007	KW12											
NINJA 250R	1990	2007	KW12BP											

FOR:
PER:

KAWASAKI



KW18DP
..... 123

KW12
Z 5001-6000
Z 5001-6000 (NEW)

KW12BP
Z 5001-6000
Z 5001-6000 (NEW)

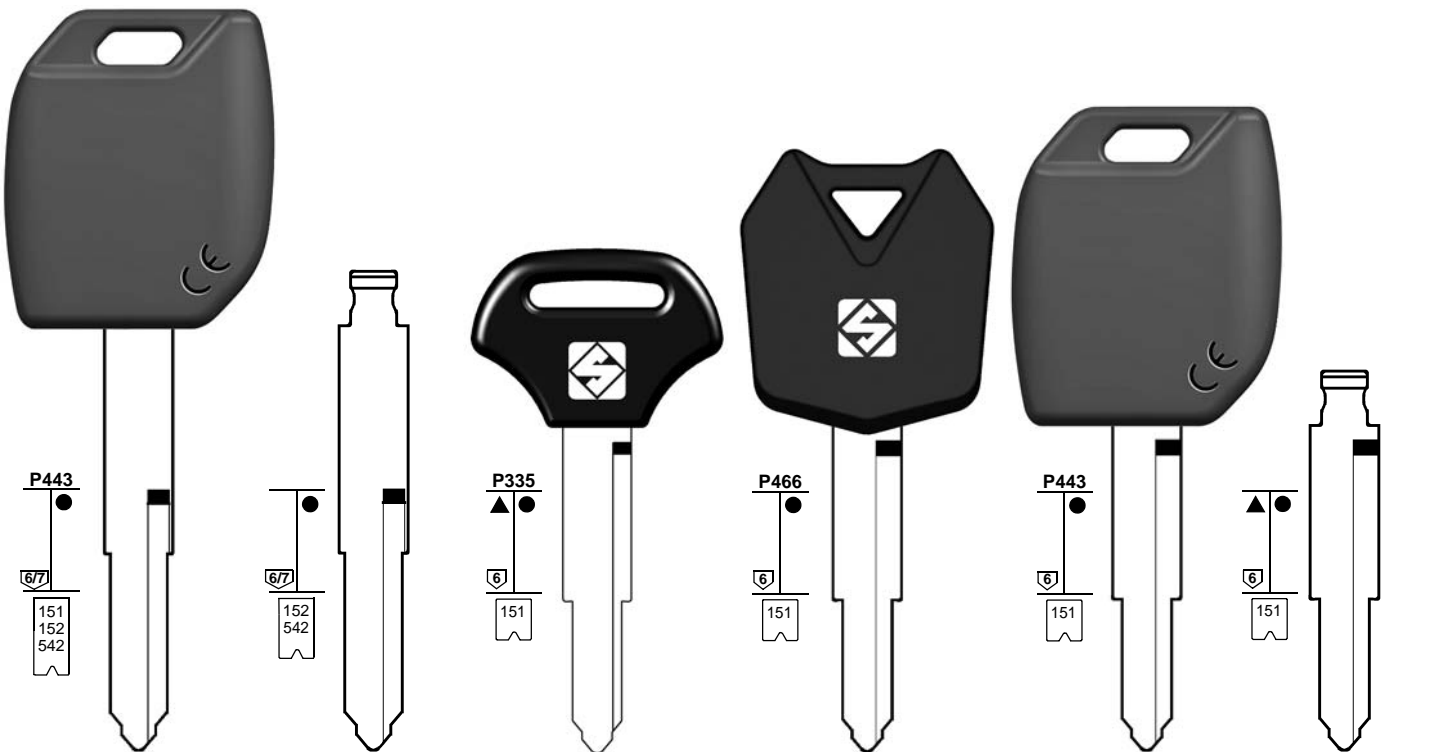
KW14AP
B 1234
H 1234
..... 8001-9000
B 8001-9000

KW14R
B 1234
H 1234
..... 8001-9000
B 8001-9000

KW15BP
B 8001-9000

FOR:
PER:

KAWASAKI



KW14MH
Z 5001-6000
..... 8001-9000
B 8001-9000
B 1234
H 1234

KW14FH
B 8001-9000

KW16CP
Z
5001-6000

KW16TE
Z
5001-6000

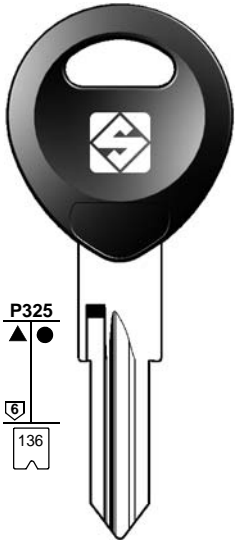
KW16MH
Z 5001-6000
Z 5001-6000 (NEW)

KW16FH
Z
5001-6000

1	2	2a	3	3a	3b	e1+e2	6	42+71	72	43+44a	12	15	
						GTI COMPATIBLE	IGNITION 						
MOTORCYCLE MAKE MODEL	FROM	TO	SILCA REF.	SILCA REF.	SILCA REF.	COPY	GEN.	TRANSP. TYPE	FAST COPY PLUS RW4 PLUS FAST COPY/RW4	FAST COPY PLUS RW4 PLUS	FAST COPY RW4	STP	
For more info on the uses of motorcycle keys, refer to the Silca Electronic Keys Catalogue:													
KAWASAKI													
NINJA 250R	2008		KW18DP										
NINJA 500R	1993	1994	KW15BP										
NINJA 600R	1990	1996	KW12BP										
NINJA 600R	1990	1996	KW12										
NINJA 650	2012							TEX / CR	72				
NINJA 650	2012		KW14MH		KW14FH	Y	Y	TEX / CR	72	Y	P-BOX		
VN1500	1987	2001	KW14R										
VN1500	2002	2003	KW14AP		KW14FH								
VN1600	2003	2008	KW14AP		KW14FH								
VN1700	2009		KW14AP		KW14FH								
VN2000	2004	2010	KW14AP		KW14FH								
VN250	2000	2000	KW14R										
VN400	1999	2000	KW14R										
VN800	1995	2005	KW14R										
ZG1000 CONCOURS	1992	2006	KW12										
ZG1000 CONCOURS	1992	2006	KW12BP										
ZL600 ELIMINATOR	1995	1997	KW12BP										
ZRX1100	1992	2000	KW12										
ZRX1100	1999	2000	KW16CP		KW16FH								
ZRX1100	1999	2000	KW12BP										
ZRX1200	2001	2006	KW16CP		KW16FH								
ZR-7	1999	2005	KW16CP		KW16FH								
ZZR1200	2000	2005	KW16CP		KW16FH								
ZZR1200	2002	2006	KW16MH	KW16TE	KW16FH	Y	Y	TEX / CR	72	Y	P-BOX		
ZZR1400	2007	2011						TEX / CR	72				
ZZR1400	2007	2011	KW16MH	KW16TE	KW16FH	Y	Y	TEX / CR	72	Y	P-BOX		
ZZR1400	2012							TEX / CR	72				
ZZR1400	2012		KW14MH		KW14FH	Y	Y	TEX / CR	72	Y	P-BOX		
ZZR600	1994	2004	KW15BP										
Z1000	2003	2005	KW16CP		KW16FH								
Z1000	2004	2009						TEX / CR	72				
Z1000	2004	2009	KW16MH	KW16TE	KW16FH	Y	Y	TEX / CR	72	Y	P-BOX		
Z1000	2010							TEX / CR	72				
Z1000	2010		KW14MH		KW14FH	Y	Y	TEX / CR	72	Y	P-BOX		
Z500	1991	1998	KW12BP										
Z500	1991	1998	KW12										
Z750	1991	1997	KW12BP										
Z750	1991	1997	KW12										
Z750	1998	2005	KW16CP		KW16FH								
Z750S	2006							TEX / CR	72				
Z750S	2006		KW16MH	KW16TE	KW16FH	Y	Y	TEX / CR	72	Y	P-BOX		
SOME MODELS	1994		KW15BP										
SOME MODELS			KW16CP		KW16FH								

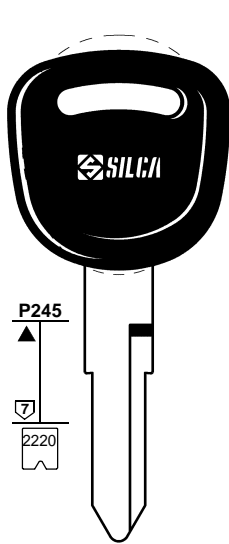
FOR:
PER:

KTM



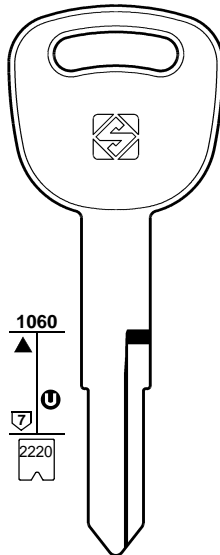
ZD24RDP
 ... 8001-9554
 ... 1001-2252
 N... 1-700
 ... 1-700
 ... 1234

KYMCO



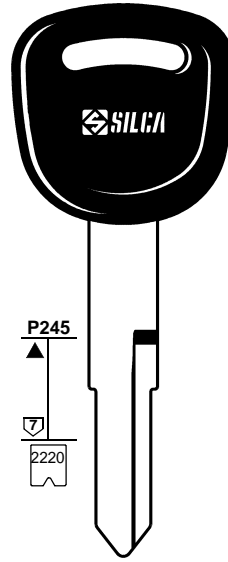
KYM1P
 1-2-3-4

KYM1RP
 1-2-3-4

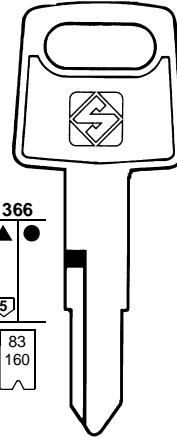


KYM2
 1-2-3-4

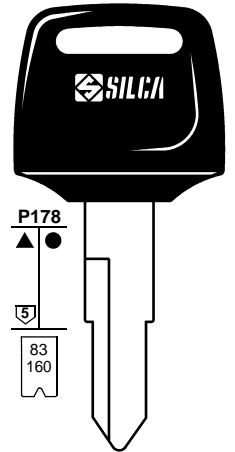
KYM2R
 1-2-3-4



KYM2P
 1-2-3-4



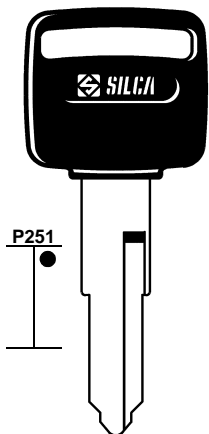
HON31
 ... 121-140
 ... 521-540
 ... 621-640
 ... 721-740
 ... 821-840
 ... 221-240
 ... 421-440
 ... 321-340
 C... 00-99
 D... 00-99



HON31CP
 ... 121-140
 ... 521-540
 ... 621-640
 ... 721-740
 ... 821-840
 ... 221-240
 ... 421-440
 ... 321-340
 C... 00-99
 D... 00-99

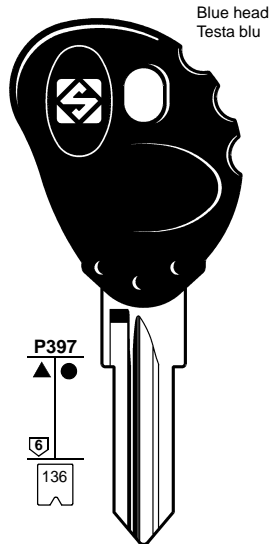
FOR:
PER:

LAVERDA

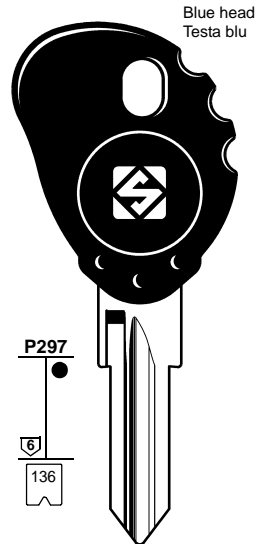


ZD21P

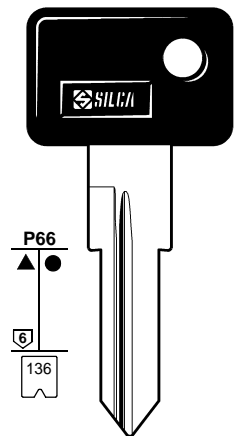
MALAGUTI



















ZD23RCP
 8001-9554



ZD23RT5
 8001-9554



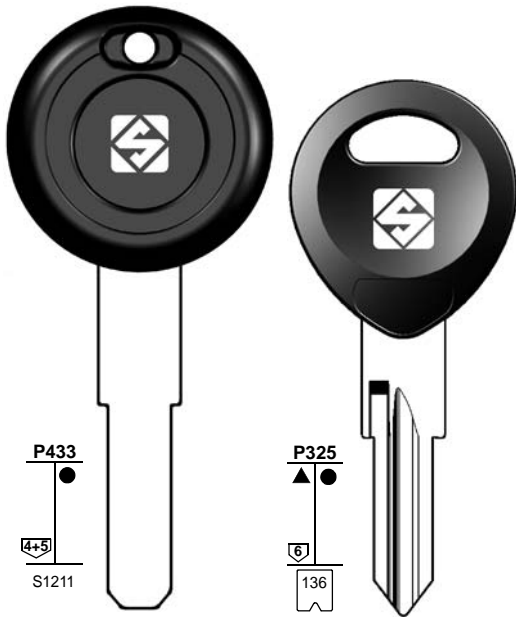
ZD16RP
 8001-9554
 .N... 1-700
 ... 1-700

1	2	2a	3	3a	3b	e1+e2	6	42+71	72	43+44a	12	15	
						GTI COMPATIBLE	IGNITION 						
MOTORCYCLE MAKE MODEL	FROM	TO	SILCA REF.	SILCA REF.	SILCA REF.	COPY	GEN.	TRANSP. TYPE	FAST COPY PLUS RW4 PLUS FAST COPY/RW4	FAST COPY PLUS RW4 PLUS	FAST COPY RW4	STP	
													
For more info on the uses of motorcycle keys, refer to the Silca Electronic Keys Catalogue: 													
KTM													
ER-5	2003		ZD24RDP										
KYMCO													
AGILITY	2005		KYM1P										
AGILITY	2005		KYM1RP										
CX50	1997		HON31										
CX50	1997		HON31CP										
DOWNTOWN	2009												
GRANDINK	2001		KYM2P										
HEROISM	1997		KYM1RP										
HEROISM	1997		KYM1P										
KB50	1997		HON31CP										
KB50	1997		HON31										
K1250	1997		HON31										
K1250	1997		HON31CP										
MYROAD	2010												
SNIPER 50DD	1997		HON31										
SNIPER 50DD	1997		HON31CP										
SOME MODELS	1997		KYM2R										
SOME MODELS	1997		KYM2										
SOME MODELS	1997		KYM1RP										
SOME MODELS	1997		KYM1P										
LAVERDA													
PHOENIX	2003		ZD21P										
MALAGUTI													
CENTRO SL	1994		ZD16RP										
CROSSER 50	1994		ZD16RP										
F10 JET	1994		ZD16RP										
F15 FIREFOX	1996		ZD23RCP										
F15 FIREFOX	1996		ZD23RT5				TEMIC	12	Y	Y		S7	
MADISON	2003		ZD23RCP										
PHANTOM F12	1994		ZD16RP										
MBK													
BOOSTER	1995	1997	ZD16RP see picture on page 414										
BOOSTER	1997	2004	ZD23RT5 see picture on page 414				TEMIC	12	Y	Y			
BOOSTER	1998	1999	ZD24RDP see picture on page 414										
BOOSTER	1999	2004	ZD24RT5 see picture on page 414		ZD24RFH see picture on page 414		TEMIC	12	Y	Y			
EVOLIS	1995	1998	ZD16RP see picture on page 414										
FORTE	1995		ZD16RP see picture on page 414										
KILIBRE	2003	2004	ZD24RDP see picture on page 414										
NEW SORRISO	1995		ZD16RP see picture on page 414										
OVETTO	1998	2004	ZD24RDP see picture on page 414										
OVETTO	1998	2004	ZD23RT5 see picture on page 414				TEMIC	12	Y	Y			

FOR:
PER:

MOTO GUZZI

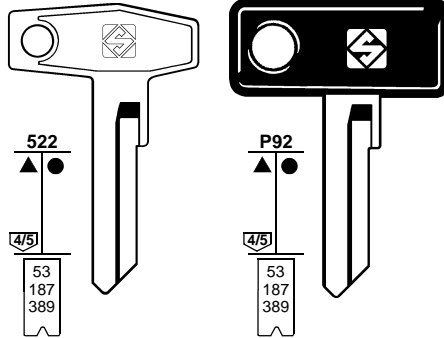
MZ



ZD30T5
Z 2001-9416

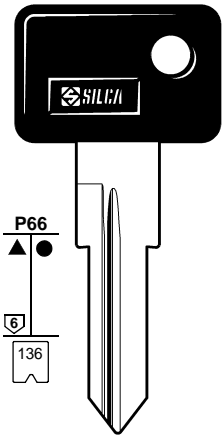


ZD24RDP



ZD9
E 1-500
E 501-710
. 1-1625
. 9001-9500
. 5001-6278

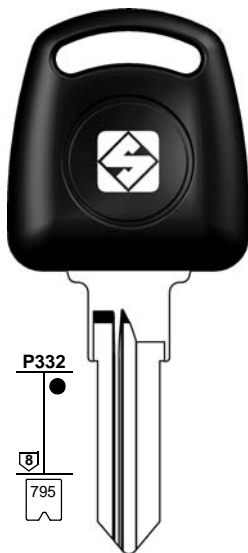
ZD9P
E 1-500
E 501-710
. 1-1625
. 9001-9500
. 5001-6278



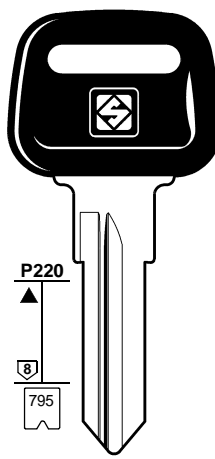
ZD16RP
. 8001-9554
. N 1-700
. 1-700

FOR:
PER:

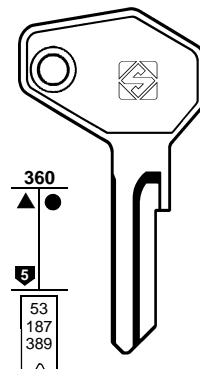
PEUGEOT



















NE74T5
CP 1-2-3-4



NE74P
CP 1-2-3-4




ZD7
. 9001-9500
E 501-710
E 1-500
. 1-1625

1	2	2a	3	3a	3b	e1+e2	6	42+71	72	43+44a	12	15	
						GTI COMPATIBLE	IGNITION 						
MOTORCYCLE MAKE MODEL	FROM	TO	SILCA REF.	SILCA REF.	SILCA REF.	COPY	GEN.	TRANSP. TYPE	FAST COPY PLUS RW4 PLUS FAST COPY/RW4	FAST COPY PLUS RW4 PLUS	FAST COPY RW4	STP	
													
For more info on the uses of motorcycle keys, refer to the Silca Electronic Keys Catalogue: 													
MOTO GUZZI													
350 NEVADA	1994	2002	ZD9P										
350 NEVADA	1994	2002	ZD9										
750 NEVADA	1994	2002	ZD9P										
750 NEVADA	1994	2002	ZD9										
BELLAGIO	2006		ZD30T5					TEMIC	12	Y	Y		
BREVA	2003	2011	ZD24RDP										
CALIFORNIA EV	2003	2006	ZD24RDP										
GRISO	2006		ZD30T5					TEMIC	12	Y	Y		
NORGE	2006		ZD30T5					TEMIC	12	Y	Y		
STELVIO	2007		ZD30T5					TEMIC	12	Y	Y		
V11	2003	2006	ZD24RDP										
MOTO MORINI													
CORSARO 1200	2006												
MV AUGUSTA													
CRC BRUTALE S	2004												
MZ													
TOUR	1994		ZD16RP										
SOME MODEL	1994		ZD16RP										
PEUGEOT													
Alisè	1998		NE74T5					TEMIC	11	Y	Y	T-F	S8
BUXY	1994	1997	ZD7										
ELISEO	1998		NE74T5					TEMIC	11	Y	Y	T-F	S8
ELYSTAR	2002		NE74T5					TEMIC	11	Y	Y	T-F	S8
FOX	1994	1998	ZD7										
GÉOPOLIS	2006		NE74T5					TEMIC	11	Y	Y	T-F	S8
JET FORCE	2003		NE74T5					TEMIC	11	Y	Y	T-F	S8
LOOXOR	2001		NE74P										
LOOXOR	2001		NE74T5					TEMIC	11	Y	Y	T-F	S8
LUDIX	2004		NE74P										
SPEEDAKE	1995	1997	ZD7										
SPEEDFIGHT	1997		NE74T5					TEMIC	11	Y	Y	T-F	S8
SPEEDFIGHT	1997		NE74P										
SQUAB	1995	1997	ZD7										
SQUAB	1997		NE74P										
SV	1996		NE74T5					TEMIC	11	Y	Y	T-F	S8
SV GEO	1991	1995	NE74P										
TREKKER	1998		NE74P										
VIVACITY	1999		NE74P										
VIVACITY	1999		NE74T5					TEMIC	11	Y	Y	T-F	S8
X-FIGHT	2001		NE74T5					TEMIC	11	Y	Y	T-F	S8
X-RACE	2003		NE74P										
ZENITH	1994	1996	ZD7										
SOME MODELS	1997		NE74P										

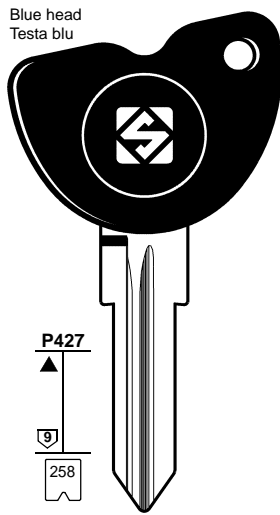
FOR:
PER:

PIAGGIO



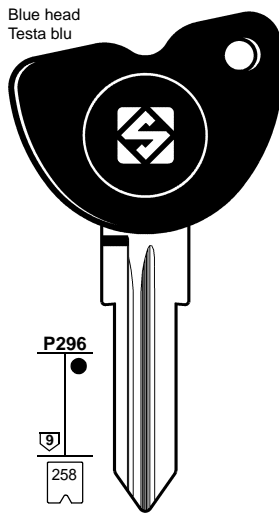
GT15RP
W 0001-9640

TRW SIPEA

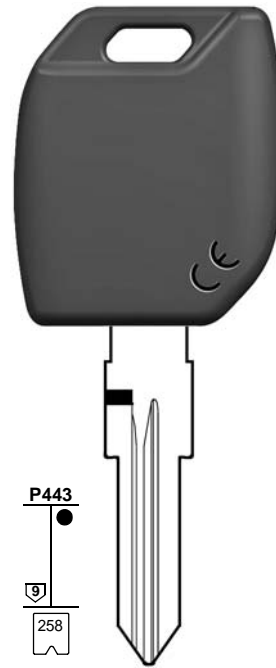


GT15RDP
W 0001-9640
..... 123

TRW SIPEA

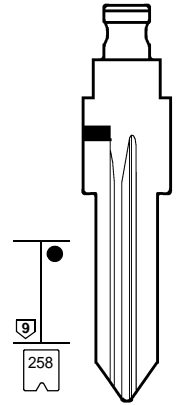


GT15RDT5
W
0001-9640



GT15RMH
W 0001-9640

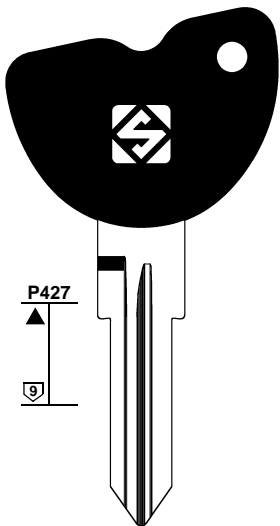
TRW SIPEA



GT15RFH
W 0001-9640

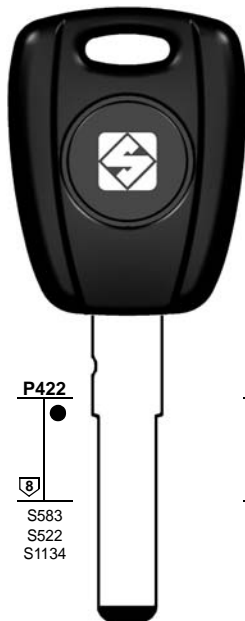
FOR:
PER:

PIAGGIO



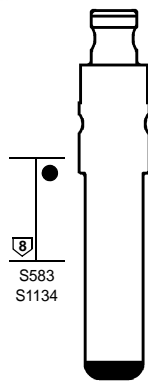
GT20RDP
W 1-9640

GIOBERT - TRW SIPEA

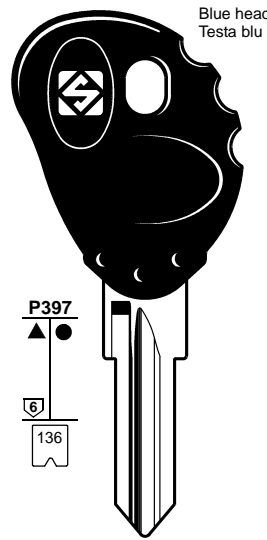


SIP22T5
DE
1-11210

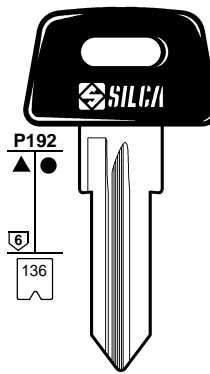
GIOBERT - TRW SIPEA



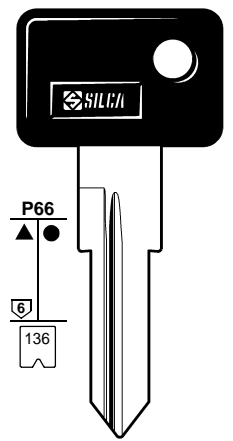
SIP22FH
DE 1-11210



ZD23RCP
..... 8001-9554



ZD17RAP
..... 8001-9554

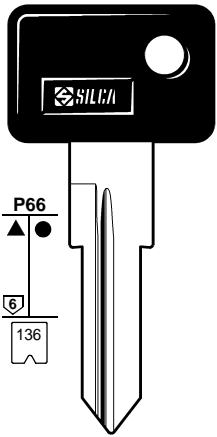


ZD16RP
..... 8001-9554
.N 1-700
... 1-700

FOR:
PER:

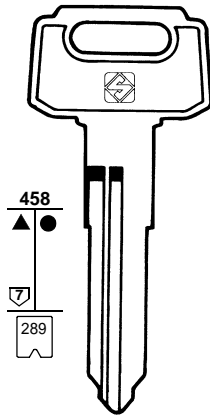
RIZZATO

SUZUKI



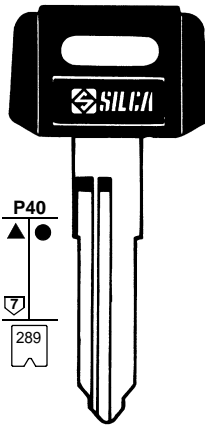
ZD16RP

... 8001-9554
.N ... 1-700
... 1-700



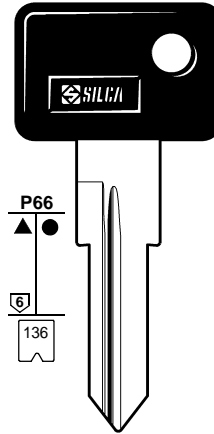
SZ10R

... 6001-7000



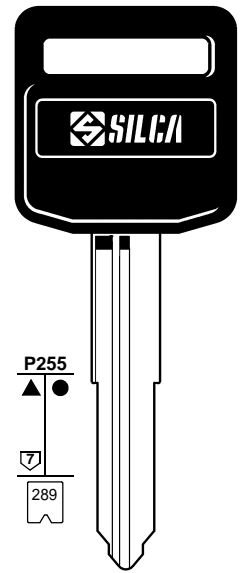
SZ10RP

... 6001-7000



ZD16RP

... 8001-9554
.N ... 1-700
... 1-700

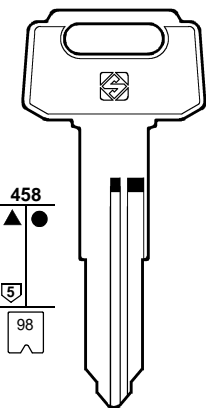


SZ14RAP

... 6001-7000
A ... 6001-7000

FOR:
PER:

SUZUKI



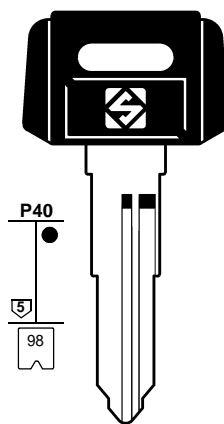
YH29

D ... 32010-79897
D ... 1234



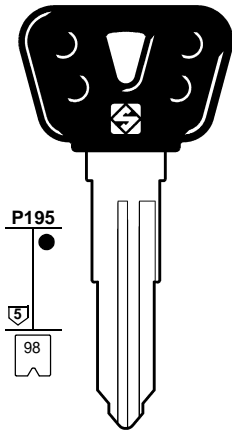
YH30

E ... 32010-79897
E ... 1234
F ... 32010-79897
F ... 1234



YH29P

D ... 32010-79897
D ... 1234



YH30BP

E ... 32010-79897
E ... 1234
F ... 32010-79897
F ... 1234

YH29R

C ... 32010-79897
C ... 1234

YH30R
















E ... 32010-79897
E ... 1234

YH29RP

C ... 32010-79897
C ... 1234
E ... 32010-79897
E ... 1234

YH30RBP

E ... 32010-79897
E ... 1234

1	2	2a	3	3a	3b	e1+e2		6	42+71	72	43+44a	12	15
						GTI COMPATIBLE		IGNITION 					
MOTORCYCLE MAKE MODEL	FROM	TO	SILCA REF.	SILCA REF.	SILCA REF.	COPY	GEN.	TRANSP. TYPE	FAST COPY PLUS RW4 PLUS FAST COPY/RW4	FAST COPY PLUS RW4 PLUS	FAST COPY RW4	STP	
													
For more info on the uses of motorcycle keys, refer to the Silca Electronic Keys Catalogue: 													
RIZZATO													
ATALA	1995		ZD16RP										
HACKER AT 12	1995		ZD16RP										
HACKER RACING	1995		ZD16RP										
SUZUKI													
ADDRESS 100	1994		SZ10RP										
ADDRESS 100	1994		SZ10R										
AJ50	1995		ZD16RP										
AN125	1995	2000	YH29R										
AN125	1995	2000	YH29P										
AN125	1995	2000	YH29										
AN125	1995	2000	YH29RP										
AP50	1995		ZD16RP										
BURGMAN 150	2004							TEXAS	4C				
BURGMAN 400	2004							TEXAS	4C				
BURGMAN 650	2004							TEXAS	4C				
DL1000	2003		SZ14RAP										
DR125	1994	2001	YH30RBP										
DR125	1994	2001	YH30R										
DR125	1994	2001	YH30										
DR125	1994	2001	YH30BP										
DR350	1990	1999	YH29R										
DR350	1990	1999	YH30										
DR350	1990	1999	YH30R										
DR650	1995	1998	SZ14RAP										
GSF BANDIT	2004	2007	SZ14RAP										
GSF BANDIT	2007							TEX / CR	71				

FOR:
PER:

SUZUKI

Technical drawings of six Suzuki keys with their respective specifications:

- SZ10R**: P458, 289
- SZ10RP**: P40, 289
- SZ14RAP**: P255, 289
- SZ17RMH**: P443, 289, MH KEY
- SZ17RTE**: P464, 289, TE KEY
- SZ17RFH**: P57, 289, FH FLIP

FOR:
PER:






















SUZUKI

Technical drawings of four Suzuki keys with their respective specifications:

- ZD16RP**: P66, 136
- ZD24RDP**: P325, 136
- YH30**: P458, 98
- YH30BP**: P195, 98

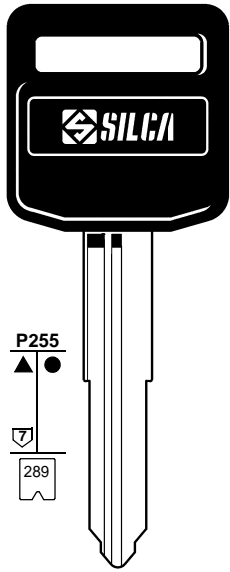
Additional specifications for YH30 and YH30BP:

- YH30**: E 32010-79897, E 1234, F 32010-79897, F 1234
- YH30R**: E 32010-79897, E 1234
- YH30RBP**: E 32010-79897, E 1234

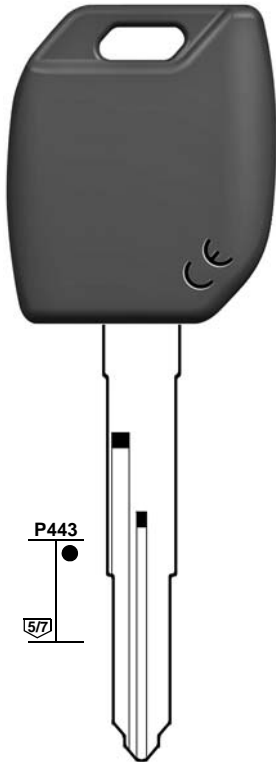
1	2	2a	3	3a	3b	e1+e2		6	42+71	72	43+44a	12	15
						GTI COMPATIBLE		IGNITION   					
MOTORCYCLE MAKE MODEL	FROM	TO	SILCA REF.	SILCA REF.	SILCA REF.	COPY	GEN.	TRANSP. TYPE	FAST COPY PLUS RW4 PLUS FAST COPY/RW4	FAST COPY PLUS RW4 PLUS	FAST COPY RW4	STP	
													
For more info on the uses of motorcycle keys, refer to the Silca Electronic Keys Catalogue:    													
SUZUKI													
GSF BANDIT	2007		SZ17RMH	SZ17RTE	SZ17RFH	Y	Y	TEX / CR	71	Y	P-BOX		
GSF400	1991	1993	SZ10R										
GSF400	1991	1993	SZ10RP										
GSF600	1996	2004	SZ14RAP										
GSR600	2007							TEX / CR	71				
GSR600	2007		SZ17RMH	SZ17RTE	SZ17RFH	Y	Y	TEX / CR	71	Y	P-BOX		
GSX KATANA	1997		ZD16RP										
GSX-R1000	2001	2006	SZ14RAP										
GSX-R1000	2006							TEX / CR	71				
GSX-R1000	2006		SZ17RMH	SZ17RTE	SZ17RFH	Y	Y	TEX / CR	71	Y	P-BOX		
GSX-R1100	1995	1998	SZ14RAP										
GSX-R600	1997	2006	SZ14RAP										
GSX-R600	2006							TEX / CR	71				
GSX-R600	2006		SZ17RMH	SZ17RTE	SZ17RFH	Y	Y	TEX / CR	71	Y	P-BOX		
GSX-R750	1997	2006	SZ14RAP										
GSX-R750	2006							TEX / CR	71				
GSX-R750	2006		SZ17RMH	SZ17RTE	SZ17RFH	Y	Y	TEX / CR	71	Y	P-BOX		
GSX1200	1999	2000	SZ14RAP										
GSX1300 HAYABUSA	1999	2006	SZ14RAP										
GSX1300 HAYABUSA	2007							TEX / CR	71				
GSX1300 HAYABUSA	2007		SZ17RMH	SZ17RTE	SZ17RFH	Y	Y	TEX / CR	71	Y	P-BOX		
GSX1400	2002	2005	SZ14RAP										
GSX600	1998	2006	SZ14RAP										
GSX650	2008		SZ14RAP										
GSX750	1988	2006	SZ14RAP										
GS500	1995	2003	SZ10RP										
GS500	2004		SZ14RAP										
GZ125	1998		SZ14RAP										
KATANA R	2004		ZD24RDP										
LS650	1995	2009	YH30BP										
LS650	1995	2009	YH30R										
LS650	1995	2009	YH30										
LS650	1995	2009	YH30RBP										
MARAUDER GZ250	2004		SZ14RAP										
MARAUDER VZ1600	2004		SZ14RAP										
RF600R	1993	1997	SZ10RP										
RF600R	1993	1997	SZ10R										
RF900R	1994	1998	SZ10RP										
RF900R	1994	1998	SZ10R										
RG125	1995	1999	SZ10R										
RG125	1995	1999	SZ10RP										
RV125	2003		SZ14RAP										
SV1000	2003	2007	SZ14RAP										
SV650	2004		SZ14RAP										
SV750	2004		SZ14RAP										
TL1000	1997	2002	SZ14RAP										

FOR:
PER:

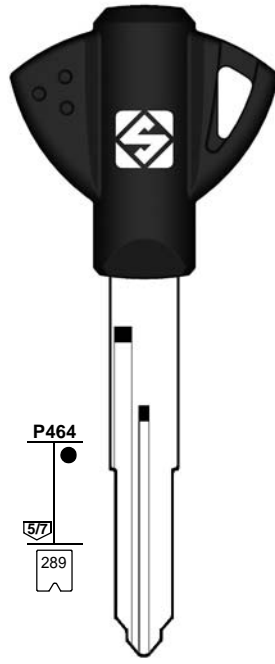
SUZUKI



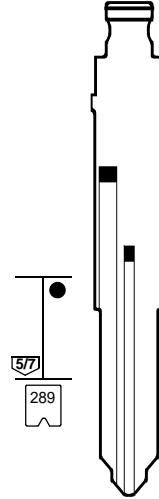
SZ14RAP
... 6001-7000
A ... 6001-7000



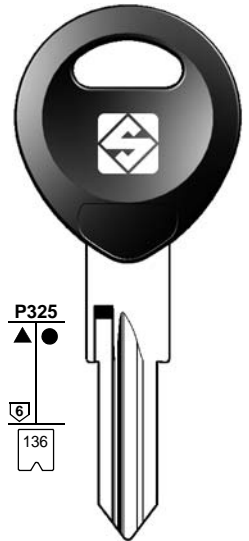
SZ17RMH
A ... 301-500
S ... 6001-7000



SZ17RTE
A ... 301-500
S ... 6001-7000



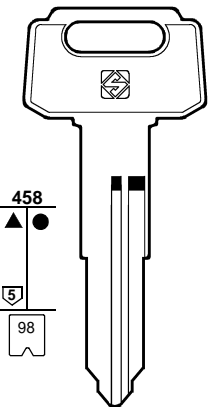
SZ17RFH
A ... 301-500
S ... 6001-7000



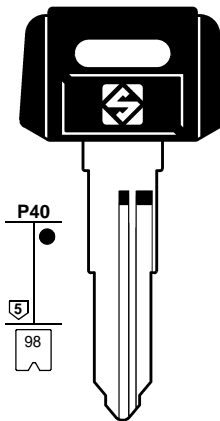
ZD24RDP
... 8001-9554
... 1001-2252
N ... 1-700
... 1-700
... 1234

FOR:
PER:

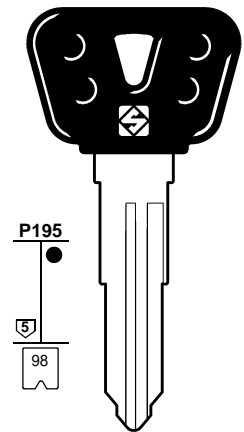
SUZUKI



YH29
D ... 32010-79897
D ... 1234



YH29P
D ... 32010-79897
D ... 1234


















YH30BP
E ... 32010-79897
E ... 1234
F ... 32010-79897
F ... 1234

YH29R
C ... 32010-79897
C ... 1234

YH30R
E ... 32010-79897
E ... 1234

YH29RP
C ... 32010-79897
C ... 1234
E ... 32010-79897
E ... 1234

YH30RBP
E ... 32010-79897
E ... 1234

1	2	2a	3	3a	3b	e1+e2	6	42+71	72	43+44a	12	15
						GTI COMPATIBLE		IGNITION				
												
MOTORCYCLE MAKE MODEL	FROM	TO	SILCA REF.	SILCA REF.	SILCA REF.	COPY	GEN.	TRANSP. TYPE	FAST COPY PLUS RW4 PLUS FAST COPY/RW4	FAST COPY PLUS RW4 PLUS	FAST COPY RW4	STP
												
For more info on the uses of motorcycle keys, refer to the Silca Electronic Keys Catalogue: 												
SUZUKI												
TU125	1999	1999	SZ14RAP									
TU250	1997	2001	SZ14RAP									
VL800 VOLUSIA	2001	2005	SZ14RAP									
V-STROM	2007							TEX / CR	71			
V-STROM	2007		SZ17RMH	SZ17RTE	SZ17RFH	Y	Y	TEX / CR	71	Y	P-BOX	
V-STROM 1000	2004	2007	SZ14RAP									
V-STROM 650	2004	2007	SZ14RAP									
VS1400	1995	2009	YH30RBP									
VS1400	1995	2009	YH30									
VS1400	1995	2009	YH30R									
VS1400	1995	2009	YH30BP									
VS600	1995	1997	YH29P									
VS600	1995	1997	YH29RP									
VS600	1995	1997	YH29									
VS600	1995	1997	YH29R									
VS800	1995	2009	YH29RP									
VS800	1995	2009	YH29									
VS800	1995	2009	YH29P									
VS800	1995	2009	YH29R									
XF650	1997	2001	SZ14RAP									

FOR:
PER:

TRIUMPH

Blue head
Testa blu

ZD24RDP
 ... 8001-9554
 ... 1001-2252
 N ... 1-700
 ... 1-700
 1234

ZD24RTE TE KEY
 ... 8001-9554
 ... 1-700
 N ... 1-700

ZD24RMH MH KEY
 ... 8001-9554
 ... 1-700
 N ... 1-700

ZD24RFH FH FLIP
 ... 8001-9554
 ... 1-700
 N ... 1-700
 ... 1234
 ... 1001-2252

FOR:
PER:

YAMAHA

Blue head
Testa blu

YH35RAT22
 A ... 7001-8500
 B ... 7001-8000
 C ... 7001-8000

ZD16RP
 ... 8001-9554
 .N ... 1-700
 ... 1-700

ZD24RDP
 ... 8001-9554
 ... 1001-2252
 N ... 1-700
 ... 1-700
 1234

ZD24RT5
 ... 8001-9554
 ... 1001-2252
 N ... 1-700
 ... 1-700

ZD24RFH FH FLIP
 ... 8001-9554
 ... 1001-2252
 N ... 1-700
 ... 1-700
 1234

1	2	2a	3	3a	3b	e1+e2	6	42+71	72	43+44a	12	15
---	---	----	---	----	----	-------	---	-------	----	--------	----	----

						GTI COMPATIBLE		IGNITION 					
MOTORCYCLE MAKE MODEL	FROM	TO	SILCA REF.	SILCA REF.	SILCA REF.	COPY	GEN.	TRANSP. TYPE	FAST COPY PLUS RW4 PLUS FAST COPY/RW4	FAST COPY PLUS RW4 PLUS	FAST COPY RW4	STP	

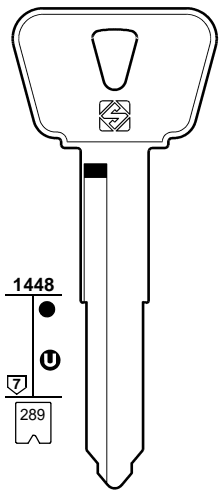
For more info on the uses of motorcycle keys, refer to the Silca Electronic Keys Catalogue:

TRIUMPH												
AMERICA	2006		ZD24RDP									
BONNEVILLE	2006		ZD24RDP									
DAYTONA	2006		ZD24RDP									
ROCKET III	2006		ZD24RDP									
SCRAMBLER	2006		ZD24RDP									
SPEEDMASTER	2006		ZD24RDP									
SPRINT ST	2006		ZD24RDP									
THRUXTON	2006		ZD24RDP									
TIGER	2006	2009	ZD24RDP									
TIGER	2010		ZD24RMH	ZD24RTE	ZD24RFH	Y		PH / CR2	46	Y	P-BOX	

YAMAHA												
Aerox	1998		ZD24RDP									
Aerox	1998		ZD24RT5		ZD24RFH			MEG	13	Y	Y	
Axis	1995		ZD16RP									
Breeze	1995		ZD16RP									
BT1100 BullDog	2003	2005	ZD24RDP									
BT1100 BullDog	2005		YH35RAT22					TEX / CR	69			S12

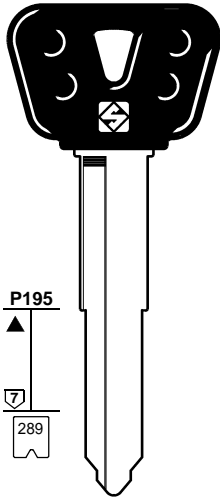
FOR:
PER:

YAMAHA



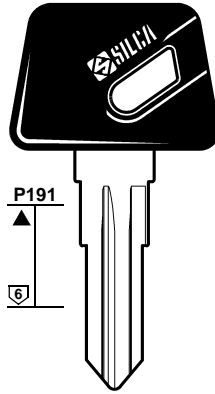
YH35R

A 7001-8500
B 7001-8000
C 7001-8000



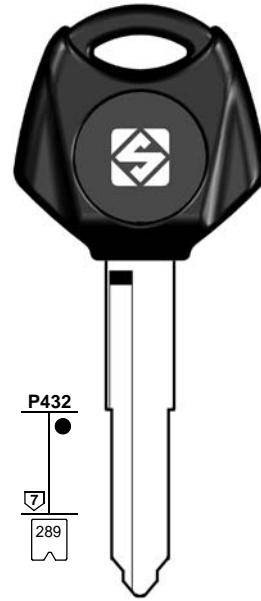
YH35RBP

A 7001-8500
B 7001-8000
C 7001-8000



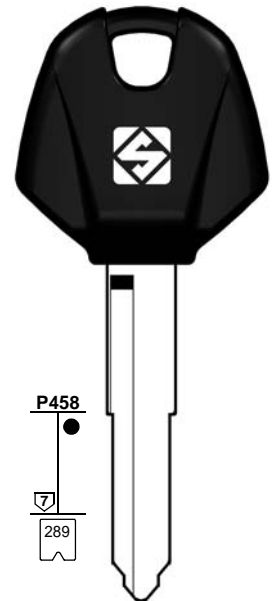
YH34P

YH34RP



YH35RAT22

A 7001-8500
B 7001-8000
C 7001-8000

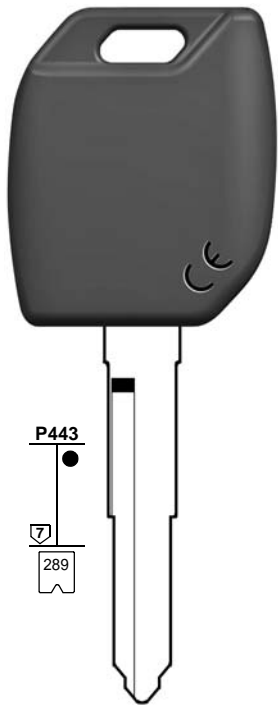


YH35RATE

A 7001-8500
B 7001-8000
C 7001-8000

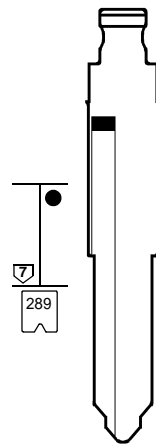
FOR:
PER:

YAMAHA



YH35RMH

A 7001-8500
B 7001-8000
C 7001-8000



YH35RFH

A 7001-8500
B 7001-8000
C 7001-8000



ZD24RDP

. . . . 8001-9554
. . . . 1001-2252
N 1-700
. . . . 1-700
. 1234

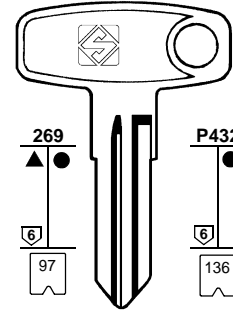
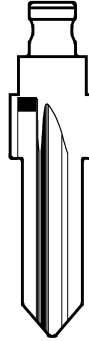
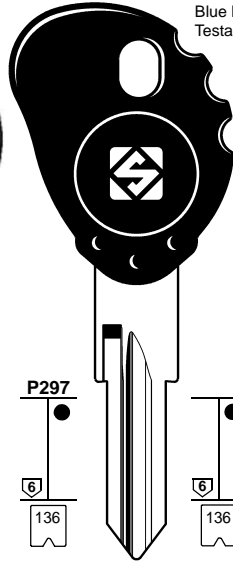

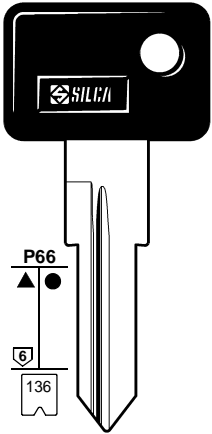
1	2	2a	3	3a	3b	e1+e2		6	42+71	72	43+44a	12	15	
								GTI COMPATIBLE	IGNITION 					
MOTORCYCLE MAKE MODEL	FROM	TO	SILCA REF.	SILCA REF.	SILCA REF.	COPY	GEN.	TRANSP. TYPE	FAST COPY PLUS RW4 PLUS FAST COPY/RW4	FAST COPY PLUS RW4 PLUS	FAST COPY RW4	STP		
For more info on the uses of motorcycle keys, refer to the Silca Electronic Keys Catalogue:														
YAMAHA														
BT1100 Bulldog	2005		YH35RMH	YH35RATE	YH35RFH	Y	Y	TEX / CR	69	Y	P-BOX			
CT50 SS	1995		YH34RP											
CT50 SS	1995		YH34P											
FJR1300	2005		YH35RAT22					TEX / CR	69				S12	
FJR1300	2005		YH35RMH	YH35RATE	YH35RFH	Y	Y	TEX / CR	69	Y	P-BOX			
FZR600	1995	1999	YH35R											
FZR600	1995	1999	YH35RBP											
FZR600R	1995	1999	YH35RBP											
FZR600R	1995	1999	YH35R											
FZS1000 FAZER	2005		YH35RAT22					TEX / CR	69				S12	
FZS1000 FAZER	2005		YH35RMH	YH35RATE	YH35RFH	Y	Y	TEX / CR	69	Y	P-BOX			
FZ1	2006		YH35RAT22					TEX / CR	69				S12	
FZ1	2006		YH35RMH	YH35RATE	YH35RFH	Y	Y	TEX / CR	69	Y	P-BOX			
FZ6	2004	2011	YH35RAT22					TEX / CR	69				S12	
FZ6	2004	2011	YH35RMH	YH35RATE	YH35RFH	Y	Y	TEX / CR	69	Y	P-BOX			
FZ8	2010		YH35RAT22					TEX / CR	69				S12	
FZ8	2010		YH35RMH	YH35RATE	YH35RFH	Y	Y	TEX / CR	69	Y	P-BOX			
Majesty 250	2005		ZD24RDP											
Majesty 400	2005		YH35RAT22					TEX / CR	69				S12	
Majesty 400	2005		YH35RMH	YH35RATE	YH35RFH	Y	Y	TEX / CR	69	Y	P-BOX			
MT-01	2005	2012	YH35RAT22					TEX / CR	69				S12	
MT-01	2005	2012	YH35RMH	YH35RATE	YH35RFH	Y	Y	TEX / CR	69	Y	P-BOX			
MT-03	2006		YH35RAT22					TEX / CR	69				S12	
MT-03	2006		YH35RMH	YH35RATE	YH35RFH	Y	Y	TEX / CR	69	Y	P-BOX			
Neos	1998		ZD24RDP											

FOR:
PER:

YAMAHA

Blue head
Testa blu

Blue head
Testa blu



ZD16RP
... 8001-9554
N ... 1-700
... 1-700



ZD23RT5
... 8001-9554



ZD24RDP
... 8001-9554
... 1001-2252
N ... 1-700
... 1-700
... 1234



ZD24RT5
... 8001-9554
... 1001-2252
N ... 1-700
... 1-700



ZD24RFH
... 1-700
N ... 1-700
... 1234
... 1001-2252



YH14
... 4851-4900
... 4251-4300
... 3801-3850



ZD24RAT22
... 8001-9554

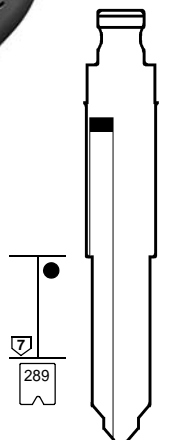

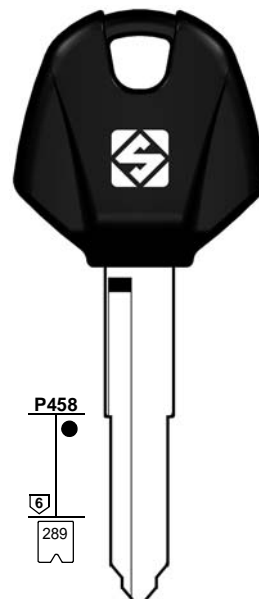
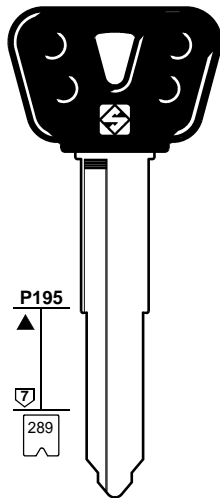
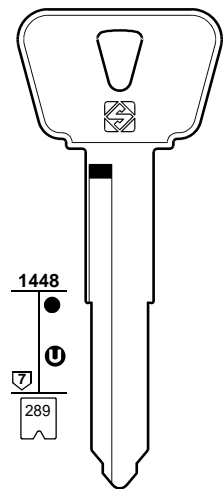


ZD24RTE
... 8001-9554
N ... 1-700
... 1-700

(head code P459)

FOR:
PER:

YAMAHA



YH35R
A ... 7001-8500
B ... 7001-8000
C ... 7001-8000

YH35RBP
A ... 7001-8500
B ... 7001-8000
C ... 7001-8000

YH35RAT22
A ... 7001-8500
B ... 7001-8000
C ... 7001-8000

YH35RATE
A ... 7001-8500
B ... 7001-8000
C ... 7001-8000

YH35RMH
A ... 7001-8500
B ... 7001-8000
C ... 7001-8000

YH35RFH
A ... 7001-8500
B ... 7001-8000
C ... 7001-8000

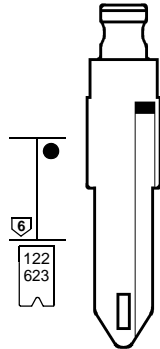
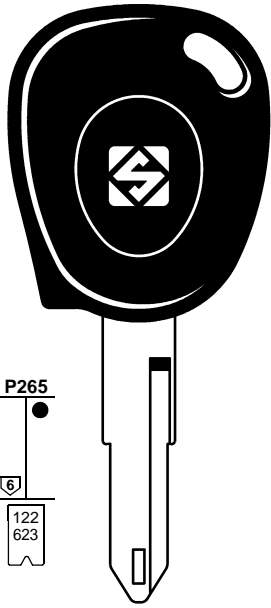
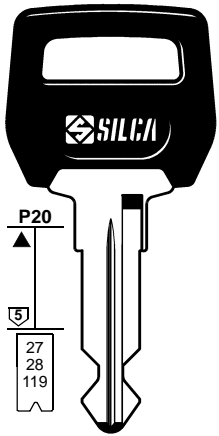
1	2	2a	3	3a	3b	e1+e2		6	42+71	72	43+44a	12	15
						GTI COMPATIBLE		IGNITION					
MOTORCYCLE MAKE MODEL	FROM	TO	SILCA REF.	SILCA REF.	SILCA REF.	COPY	GEN.	TRANSP. TYPE	FAST COPY PLUS RW4 PLUS FAST COPY/RW4	FAST COPY PLUS RW4 PLUS	FAST COPY RW4	STP	
For more info on the uses of motorcycle keys, refer to the Silca Electronic Keys Catalogue:													
YAMAHA													
Neos	1998		ZD24RT5		ZD24RFH			MEG	13	Y	Y		
SPY	1995		ZD16RP										
TDM	1996	2001	YH35R										
TDM	1996	2001	YH35RBP										
TDM600	2005		YH35RAT22					TEX / CR	69				S12
TDM600	2005		YH35RMH	YH35RATE	YH35RFH	Y	Y	TEX / CR	69	Y	P-BOX		
TDM850	1995	2001	YH35RBP										
TDM850	1995	2001	YH35R										
T-MAX 500	2005	2012	YH35RAT22					TEX / CR	69				S12
T-MAX 500	2005	2012	YH35RMH	YH35RATE	YH35RFH	Y	Y	TEX / CR	69	Y	P-BOX		
TRX850	1995	1999	YH35R										
TRX850	1995	1999	YH35RBP										
TT350	1995		YH14										
Versity 300	2003	2006	ZD24RDP										
XJR 1300	2004		YH35RAT22					TEX / CR	69				S12
XJR 1300	2004		YH35RMH	YH35RATE	YH35RFH	Y	Y	TEX / CR	69	Y	P-BOX		
X-MAX 125	2006		ZD24RAT22					TEX / CR	69				S12
X-MAX 125	2006		ZD24RMH <small>see picture on page 410</small>	ZD24RTE	ZD24RFH	Y	Y	TEX / CR	69	Y	P-BOX		
X-MAX 250	2005		ZD23RT5					TEMIC	12	Y	Y		
XTR	2004		YH35RAT22					TEX / CR	69				S12
XTR	2004		YH35RMH	YH35RATE	YH35RFH	Y	Y	TEX / CR	69	Y	P-BOX		
XTX	2004		YH35RAT22					TEX / CR	69				S12
XTX	2004		YH35RMH	YH35RATE	YH35RFH	Y	Y	TEX / CR	69	Y	P-BOX		
XTZ660	1996	1998	YH35R										
XTZ660	1996	1998	YH35RBP										
XT1200Z Super Ténéré	2010		YH35RAT22					TEX / CR	69				S12
XT1200Z Super Ténéré	2010		YH35RMH	YH35RATE	YH35RFH	Y	Y	TEX / CR	69	Y	P-BOX		
XT600E	1994	2003	YH35RBP										
XT600E	1994	2003	YH35R										
XT660Z Ténéré	2008		YH35RAT22					TEX / CR	69				S12
XT660Z Ténéré	2008		YH35RMH	YH35RATE	YH35RFH	Y	Y	TEX / CR	69	Y	P-BOX		
XVS1100 DragStar	1998	2003	YH35RBP										
XVS1100 DragStar	1998	2003	YH35R										
XVS1100A DragStar	2004		YH35RAT22					TEX / CR	69				S12
XVS1100A DragStar	2004		YH35RMH	YH35RATE	YH35RFH	Y	Y	TEX / CR	69	Y	P-BOX		
XVS650 DragStar	1996	2003	YH35R										
XVS650 DragStar	1996	2003	YH35RBP										
XVS650A DragStar	2004	2006	YH35RAT22					TEX / CR	69				S12
XVS650A DragStar	2004	2006	YH35RMH	YH35RATE	YH35RFH	Y	Y	TEX / CR	69	Y	P-BOX		
XVZ1300	1996	2002	YH35RBP										
XVZ1300	1996	2002	YH35R										
YP250 Majestic	1996		YH35RBP										
YP250 Majestic	1996		YH35R										
YZF-R1	2005		YH35RAT22					TEX / CR	69				S12
YZF-R1	2005		YH35RMH	YH35RATE	YH35RFH	Y	Y	TEX / CR	69	Y	P-BOX		
YZF-R6	2003		YH35RAT22					TEX / CR	69				S12
YZF-R6	2003		YH35RMH	YH35RATE	YH35RFH	Y	Y	TEX / CR	69	Y	P-BOX		
YZF1000	1996	2003	YH35RBP										
YZF1000	1996	2003	YH35R										
YZF600	1994	2005	YH35R										
YZF600	1994	2005	YH35RBP										
SOME MODELS	1995		YH35R										
SOME MODELS	1995		YH35RBP										
SOME MODELS	1995		YH35										
SOME MODELS	2010		YH37RBP										



Truck keys guide
Guida chiavi camion
Führer für LKW Schlüssel
Guide clés pour camions
Guía llaves para camiones
Guia chaves para camiões

FOR:
PER:

DAF



NE92P

- A/Z BCDE
- A/Z BDEGHJ
- 1/9 A/Z BDEGHJ
- 1/9 BDEGHJ
- 1/9 A/Z BDEGHJ
- 1/9 A/Z EMNPR
- 1/9 A/Z EMNPR

VALEO



NE73T6

- 0/90/9 MNPRS

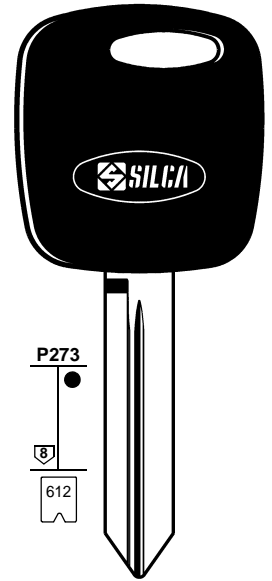
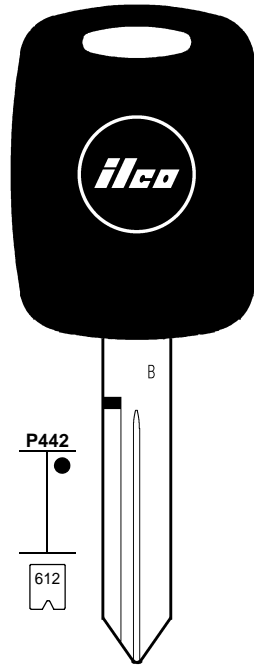
VALEO



NE73FH

- MNPRS

FORD USA



H72-EK3

- X
- 1-1706

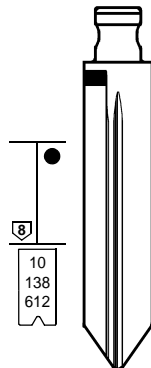


FO38RT3

- X
- 0001-1706

FOR:
PER:

FORD USA



FO38RTE

- X
- 0001-1706



FO38RMH

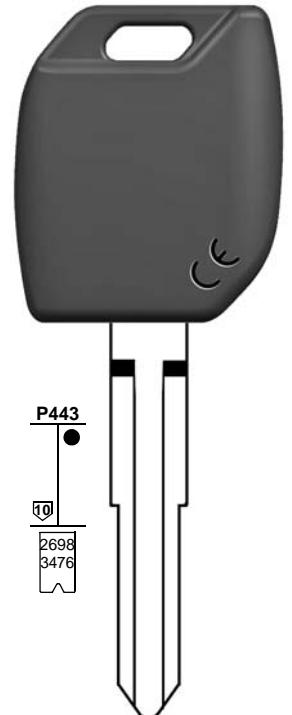
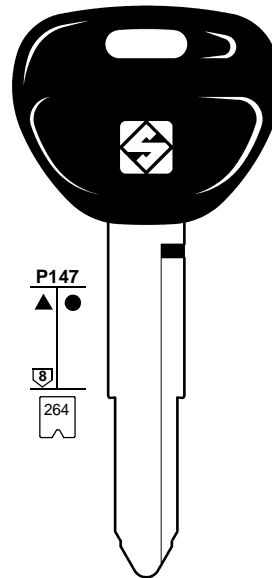
- X
- 0001-1706



FO38RFH

- A ... 101-381.501-579
- B ... 101-410.501-602
- C ... 101-404.501-624
- D ... 101-340.501-602
- E ... 101-304.501-579
- X 1-1706

ISUZU



MIT15AP

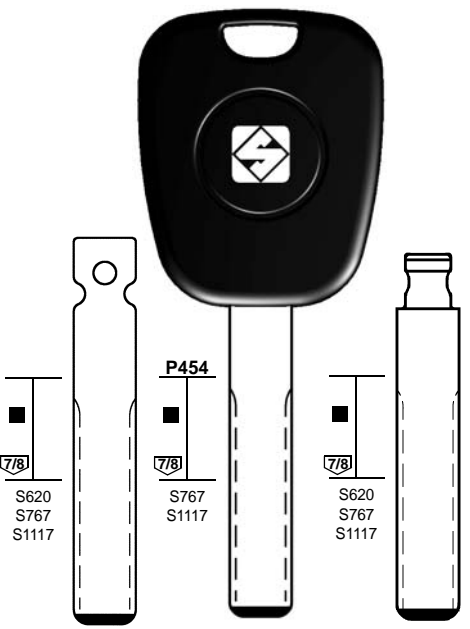
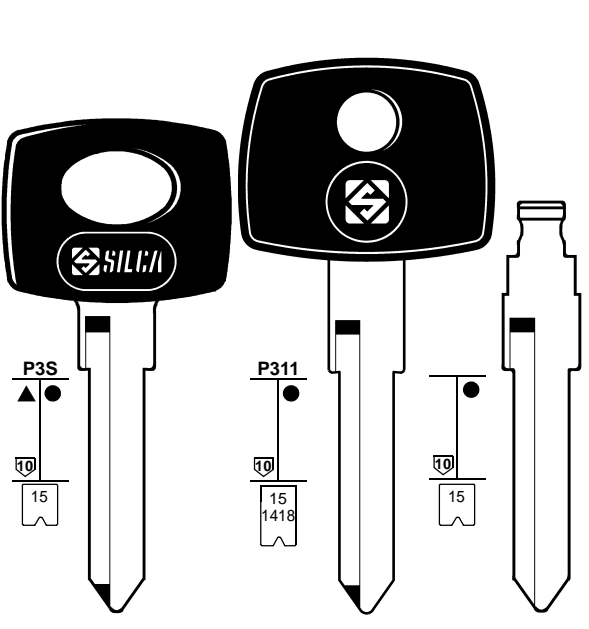
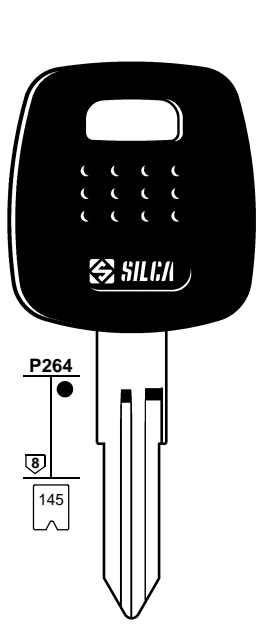
- E 5001-7000
- E 7001-7700

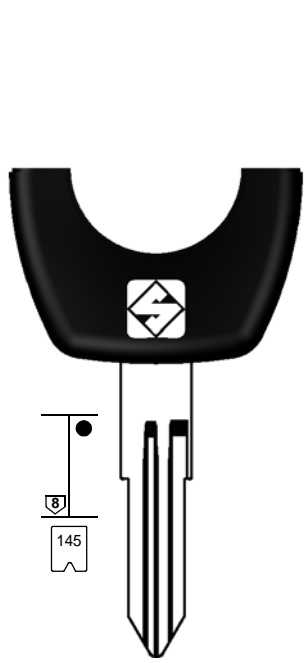
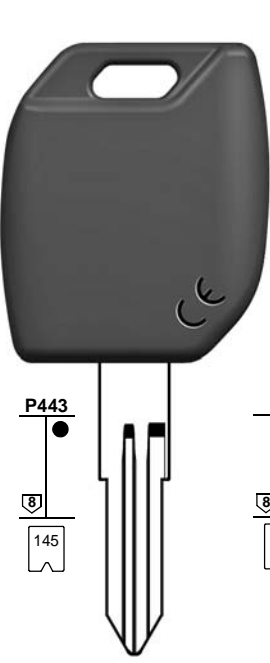

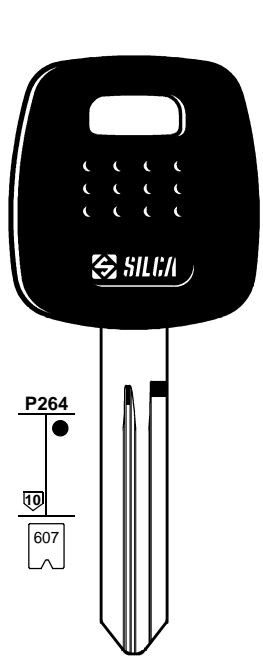
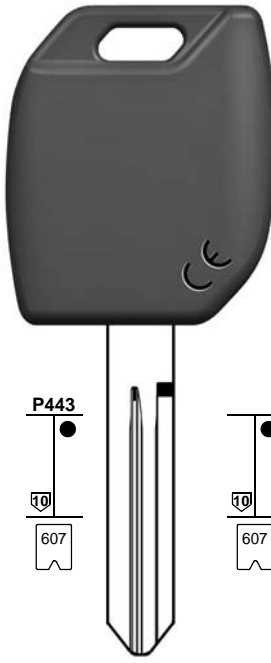



ISU5MH

- 80000-80999

1	2	2a	3	3a	3b	e1+e2		6	42+71	72	43+44a	12	15		
								GTI COMPATIBLE	IGNITION						
MOTORCYCLE MAKE MODEL	FROM	TO	SILCA REF.	SILCA REF.	SILCA REF.	COPY	GEN.	TRANSP. TYPE	FAST COPY PLUS RW4 PLUS FAST COPY/RW4	FAST COPY PLUS RW4 PLUS	FAST COPY RW4	STP			
For more info on the uses of truck keys, refer to the Silca Electronic Keys Catalogue:															
DAF															
95xF (TRK)	1996		NE92P												
CF	2002		NE73T6		NE73FH			MEG / CR	48						
LF	2002		NE73T6		NE73FH			MEG / CR	48						
XF	2002		NE73T6		NE73FH			MEG / CR	48						
FORD USA															
EXPLORER SPORT	2001							TEXAS	4C						
HEAVY TRUCKS	2000	2004	FO38RT3					TEXAS	4C				C		
HEAVY TRUCKS	2000	2004	H72-EK3					TEXAS	4C	Y	Y				
HEAVY TRUCKS	2000	2004	FO38RMH	FO38RTE	FO38RFH	Y	Y	TEXAS	4C	Y	P-BOX				
ISUZU															
ELF	2009		ISU5MH			Y	Y	PH / CR2	46	Y	P-BOX				
F-SERIES	2009		ISU5MH			Y	Y	PH / CR2	46	Y	P-BOX				
NKR			MIT15AP												
NPR			MIT15AP												
NQR			MIT15AP												
N-SERIES	2009		ISU5MH			Y	Y	PH / CR2	46	Y	P-BOX				

FOR: PER:	MAN	MERCEDES	NISSAN
	 <p>P454</p> <p>S620 S767 S1117</p> <p>S620 S767 S1117</p> <p>S620 S767 S1117</p> <p>HU83T 1-2000</p> <p>HU83T5 1-2000</p> <p>HU83FH 1-2000</p> <p>VALEO</p>	 <p>P3S</p> <p>P311</p> <p>15</p> <p>15 1418</p> <p>15</p> <p>YM15P</p> <p>NM 2501-3500 .. NF .. 1-99 .. 1-99 HM 1-1200 HM 2501-3500 HM 4001-7350 HM 6001-7109 NF 1-1200 NM 2501-3500</p> <p>YM15T5</p> <p>.. NF .. 1-99 .. 1-99 HM 1-1200 HM 2501-3500 HM 4001-7350 HM 6001-7109 NF 1-1200 NM 2501-3500</p> <p>YM15FH</p> <p>NM 2501-3500 .. NF .. 1-99 .. 1-99 HM 1-1200 HM 2501-3500 HM 4001-7350 HF 1-120</p>	 <p>P264</p> <p>145</p> <p>NSN11T13</p> <p>X 1-8000 X 8001-9000</p> <p>NSN11TE</p> <p>X 1-8000 X 8001-9000</p>

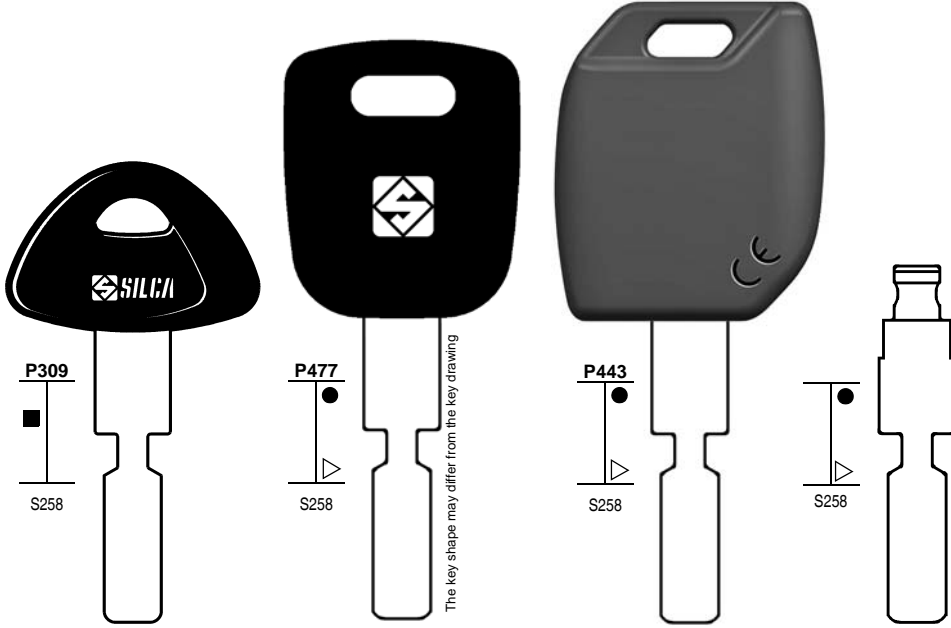
FOR: PER:	NISSAN					
	 <p>145</p> <p>NSN11AT13</p> <p>X 1-8000 X 8001-9000</p>	 <p>P443</p> <p>145</p> <p>NSN11MH</p> <p>X 1-8000 X 8001-9000</p>	 <p>145</p> <p>NSN11FH</p> <p>X 1-8000 X 8001-9000</p>	 <p>P264</p> <p>607</p> <p>NSN19TE</p> <p>..... 1-22185 30001-37850</p>	 <p>P443</p> <p>607</p> <p>NSN19MH</p> <p>..... 1-22185 30001-37850</p>	 <p>607</p> <p>NSN19FH</p> <p>..... 1-22185 30001-37850</p>

1	2	2a	3	3a	3b	e1+e2	6	42+71	72	43+44a	12	15				
						GTI COMPATIBLE		IGNITION								
MOTORCYCLE MAKE MODEL	FROM	TO	SILCA REF.	SILCA REF.	SILCA REF.	COPY	GEN.	TRANSP. TYPE	FAST COPY PLUS RW4 PLUS FAST COPY/RW4	FAST COPY PLUS RW4 PLUS	FAST COPY RW4	STP				
For more info on the uses of truck keys, refer to the Silca Electronic Keys Catalogue:																
MAN																
TGA	2003		HU83T5		HU83FH			MEG	13	Y	Y					
SOME MODELS	2003		HU83T													
MERCEDES																
711 (TRK)	1996		YM15P		YM15FH											
814-817 (TRK)	1996		YM15P		YM15FH											
917 (TRK)	1996		YM15P		YM15FH											
1117 (TRK)	1996		YM15P		YM15FH											
1300 (TRK)	1996		YM15P		YM15FH											
1500 (TRK)	1996		YM15P		YM15FH											
ACTROS (TRK)	1997		YM15T5		YM15FH			MEG	13	Y	Y	M-V				
ACTROS (TRK)	1998		YM15T5		YM15FH			TEMIC	12	Y	Y					
SPRINTER	1997		YM15T5		YM15FH			TEMIC	12	Y	Y					
SPRINTER (TRK)	1996		YM15P		YM15FH											
VARIO (TRK)	1996		YM15P		YM15FH											
NISSAN																
ATLEON	2002		NSN11AT13					TEX / CR	60							
ATLEON	2002		NSN11T13					TEX / CR	60							
ATLEON	2002		NSN11MH	NSN11TE	NSN11FH	Y	Y	TEX / CR	60	Y		P-BOX				
CAB STAR	2000	2003	NSN11AT13					TEX / CR	60							
CAB STAR	2000	2003	NSN11T13					TEX / CR	60							
CAB STAR	2000	2003	NSN11MH	NSN11TE	NSN11FH	Y	Y	TEX / CR	60	Y		P-BOX				
CAB STAR	2003	2007	NSN11AT13					TEX / CR	XX							
CAB STAR	2003	2007	NSN11T13					TEX / CR	XX							
CAB STAR	2003	2007	NSN11MH	NSN11TE	NSN11FH	Y	Y	TEX / CR	XX	Y		P-BOX				
CAB STAR	2007		NSN19MH	NSN19TE	NSN19FH	Y		PH / CR2	46	Y		P-BOX				

FOR:
PER:

SCANIA

STERLING

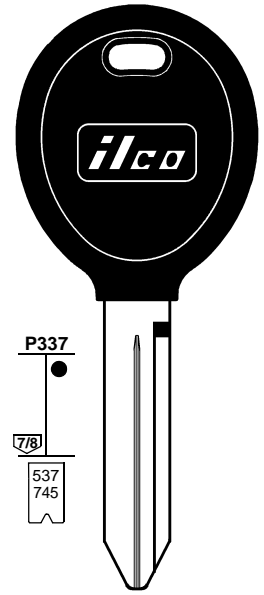


HU71P
.... 1-2000

HU71TE
.... 1-2000

HU71MH
.... 1-2000

HU71FH
.... 1-2000



Y164-PT
L.... 1-3580
M.... 1-2618

FOR:
PER:

STERLING

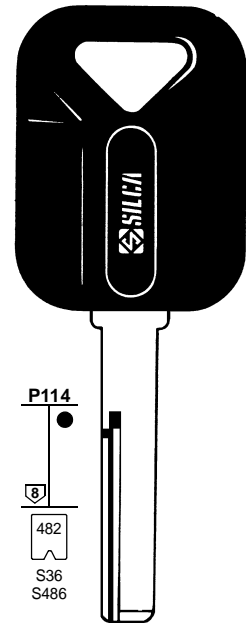
VOLVO



CY24TE
L.... 1-3580
M.... 1-2618

CY24MH
L.... 1-3580
M.... 1-2618

CY24FH
L.... 1-3580
M.... 1-2618
FT.... 1001-3000



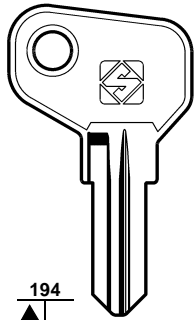
HU56RP
DH.... 6001-8000
DH.... 0001-4000

1	2	2a	3	3a	3b	e1+e2	6	42+71	72	43+44a	12	15	
						GTI COMPATIBLE	IGNITION 						
MOTORCYCLE MAKE MODEL	FROM	TO	SILCA REF.	SILCA REF.	SILCA REF.	COPY	GEN.	TRANSP. TYPE	FAST COPY PLUS RW4 PLUS FAST COPY/RW4	FAST COPY PLUS RW4 PLUS	FAST COPY RW4	STP	
For more info on the uses of truck keys, refer to the Silca Electronic Keys Catalogue:													
SCANIA													
R-SERIES	2005							TEX / CR	60				
R-SERIES	2005		HU71MH	HU71TE	HU71FH	Y		TEX / CR	60	Y	P-BOX		
R144-NA	1996		HU71P		HU71FH								
164	2004							TEX / CR	60				
164	2004		HU71MH	HU71TE	HU71FH	Y		TEX / CR	60	Y	P-BOX		
SOME MODELS	1996		HU71P		HU71FH								
STERLING													
BULLET	2008		Y164-PT					PH / CR2	46				
BULLET	2008		CY24MH	CY24TE	CY24FH	Y	Y	PH / CR2	46	Y	P-BOX		
VOLVO													
FH12	1997	1997	HU56RP										



Vehicle related keys
Chiavi veicoli - utilizzi vari
Fahrzeugschlüssel für verschiedene Verwendungen
Clés véhicules pour différentes utilisations
Llaves vehículos para diferentes utilizaciones
Chaves veícuols para utilizações várias

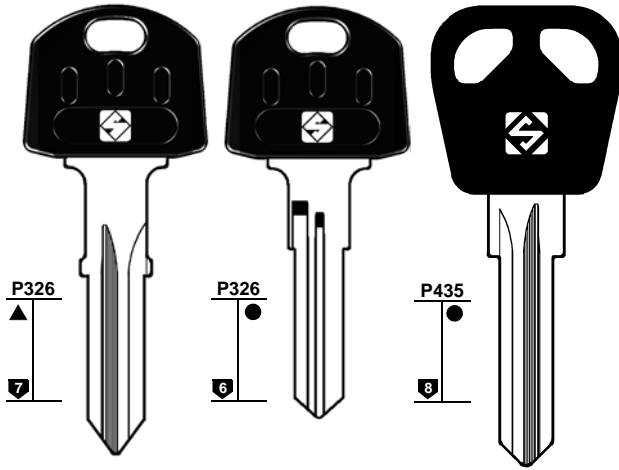
FOR:
PER: **ABSA**



ABS2R



ABUS



AB57AP

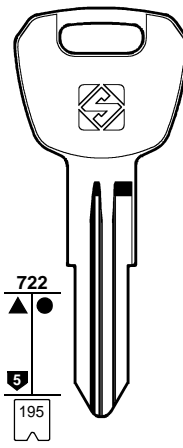
AB64RAP
U72

AB82RAP

AB65RAP
W71



ALPHA



ALP9
S... 301-600

ALP9R
LINCE



MONACOR - VISONIC



427

FOR / PER

ABSA (E)

ABUS (D)
BUFFO

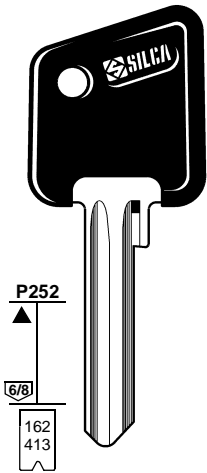
ADEMCO (USA)
YALE (434)

ALPHA (J)
LINCE
MONACOR
VISONIC

ASSA (S)

AXA (S)

FOR:
PER: **ASSA**



ASS96P

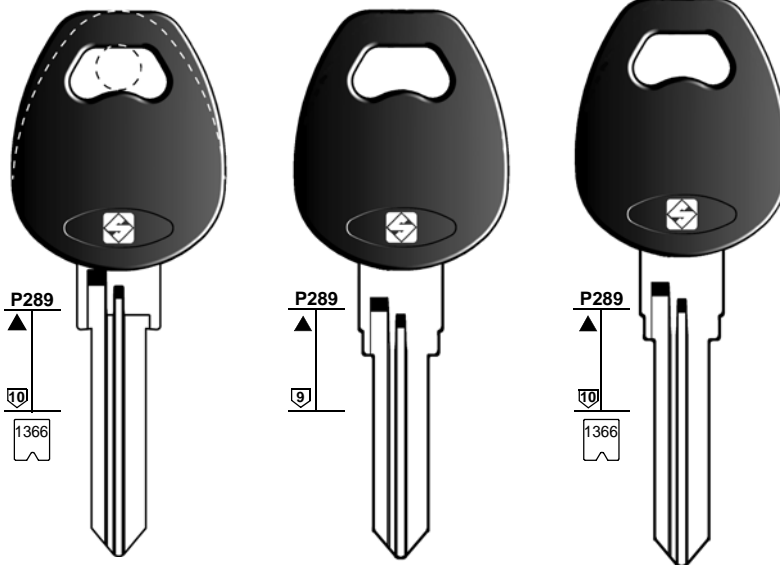
ASS96RP

... 6000-6999
... 8000-8999
... 9000-9999
A... 9000-9999

... 7000-7999
A... 7000-7999



AXA



AX1P

AX1RP

AX4RP

... 45015-47459
... 1-2-3-4

... 35000-39999
... 1-2-3-4

AX5RP

... 1-2-3-4



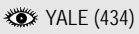


428

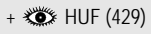
FOR / PER

BASTA (DK)

BENDIX (USA)

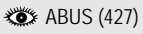


BLAU (D)

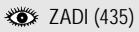


BRIGGS & S. (USA)

BUFFO (GR)



BULLOCK (I)



BURG (D)

CATERPILLAR (USA)

CESSNA (USA)

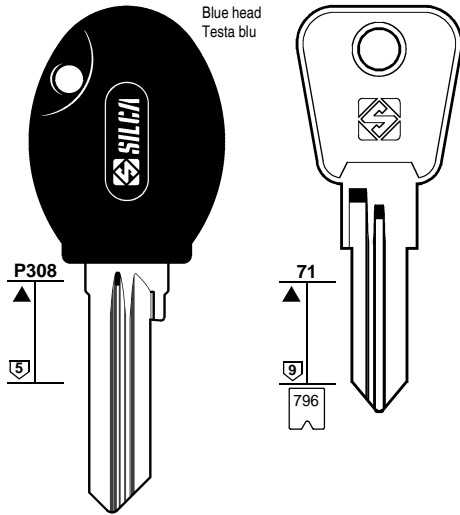
PK

CEWE (S)



FOR:
PER:

BASTA



Blue head
Testa blu

P308
5

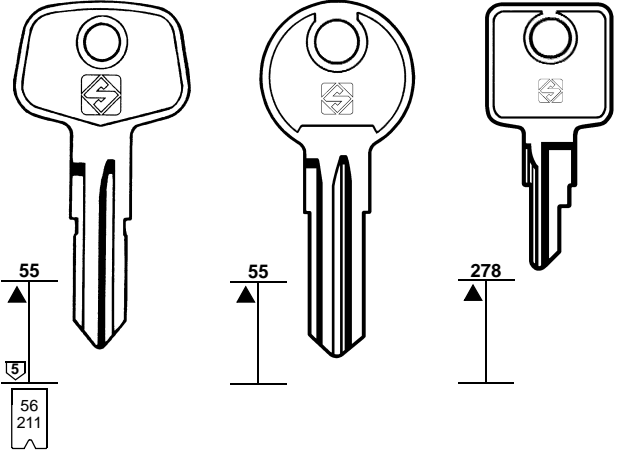
71
9
796

BAS3RP

BAS5R
C ... 1-1000



BLAU



55
5
56
211

55

278

BT2
... 501-598
... 701-799
... 626-675
A ... 701-798

BT2R
B ...
201-225

BT5R

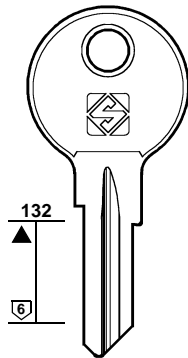
HM1R
... 751-762

HM1
... 778-789



FOR:
PER:

BRIGGS & S.

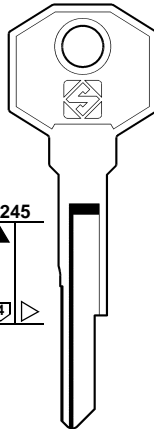


132
6

CY12R
A



BURG

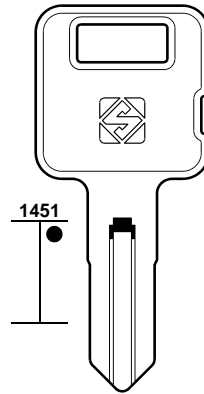


245
4

BUR19



CATERPILLAR

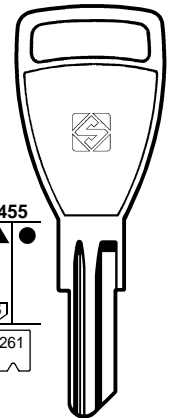


1451

CTR1R



CESSNA



455
5
261

CN1
PK ... 500-999

PK



FOR:
PER:

CHICAGO

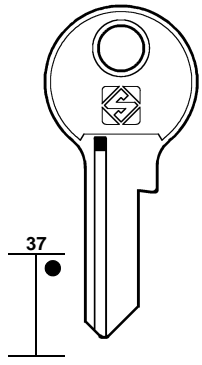
EURO LOCKS

FTH

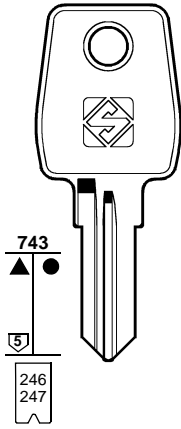
GIANT



429



CH10

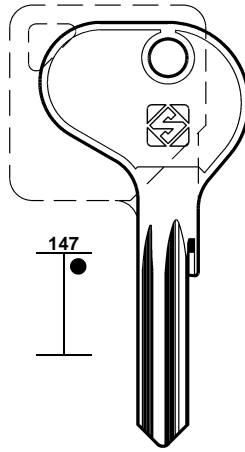


LF23R

93 ... 401-900
... 1001-1100
... 9001-9500
EL ... 9001-9500
EL ... 1-500



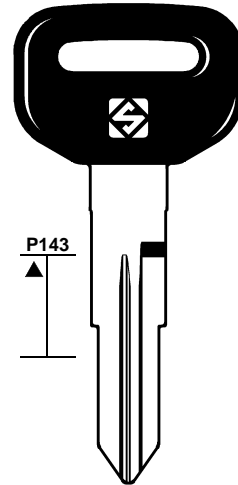
LOWE & FLETCHER



FH24R



FEDERAL



GNT1P



FOR / PER

CHICAGO (USA)
+ **YALE (434)**

DUBOIS (F)
 LAS (430)

EURO LOCKS (B)
LOWE & FLETCHER

FEDERAL (F)
 FTH (429)

FORT (USA)
 YALE (434)

FTH (F)
FEDERAL

GHE (D)
 LAPORTE (430)

GIANT (NL)

GIUSSANI (I)
 ZADI (435)

HARLEY D. (USA)

HUF (D)
BLAU
NEIMAN

ILLINOIS (USA)
 YALE (434)

KOMATSU (J)

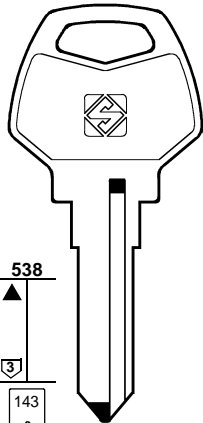
KIFERM (F)
 LAS (430)

FOR:
PER:

HARLEY D.

HUF

KOMATSU



... 43-118

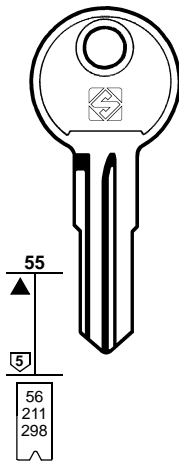
HY5

HY5R

HY6

HY7

HY7R

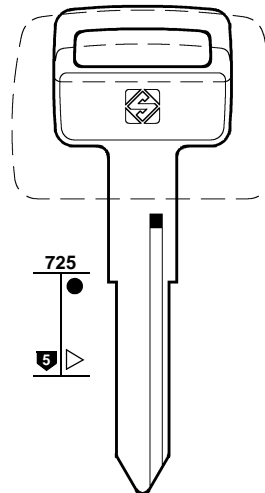


VO12

N ... M 1-200
... G06-G10
... 701-799
A ... 701-798
... 626-675
... 501-598
A ... 101-125
N ... 1-200
... 1-200
G ... 1-100
... 0G1-1G0
... 124-197



BLAU - NEIMAN



KOM1





430

FOR / PER

KUBOTA (J)

LAPORTE (D)

GHE
PRESTA

LAS (F)

DUBOIS
KIFERM
PK

LINCE (E)

ALPHA (427)

LOWE & F. (GB)

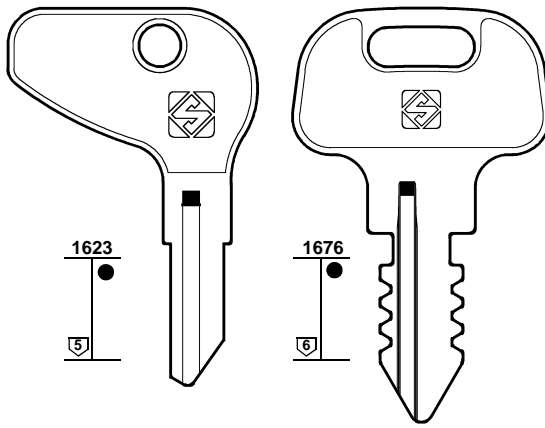
+ EURO LOCKS (429)

LUMA (E)

MAHINDRA (IND)

FOR:
PER:

KUBOTA

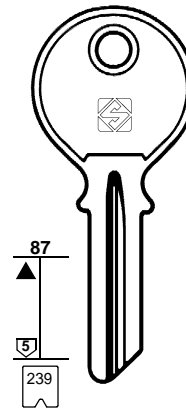




KUB1R
... 1234


KUB2R



LAPORTE

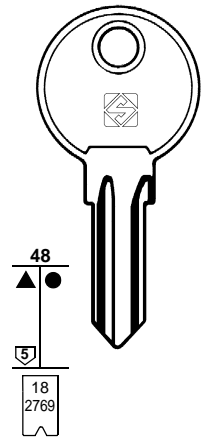



LAP1
... 7200-7399
... 1001-1052



GHE - PRESTA

LAS



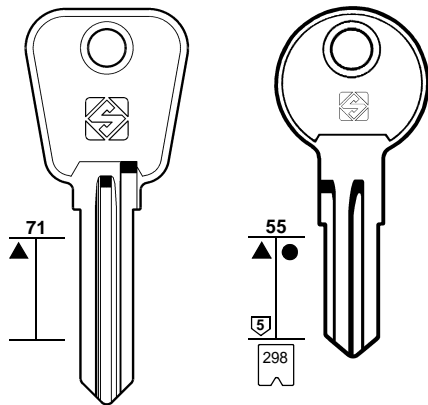

LS1
R... 1-224




DUBOIS - KIFERM - PK

FOR:
PER:

LOWE & FLETCHER

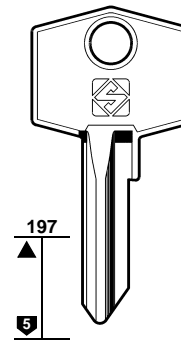



LF44


LF12
... 1-200
89... 1-200



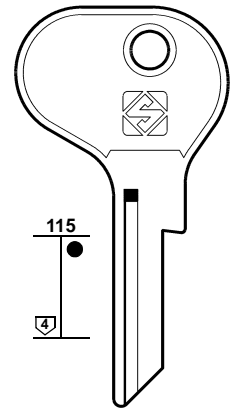
LUMA




LM2



MAHINDRA

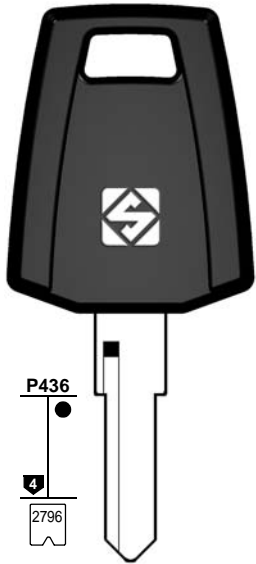



MHN1



FOR:
PER:

MERIT

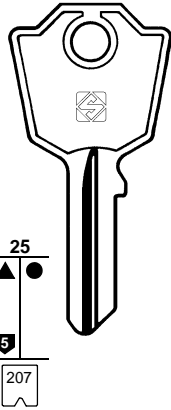


P436
4
2796

MRT2RAP
... C/D 001-050



MERONI

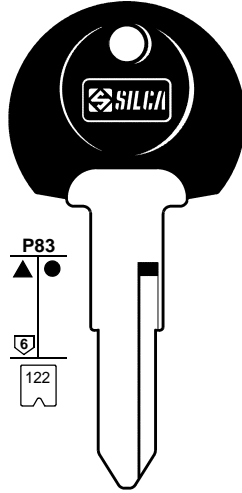


25
5
207

MER4
G ... 3001-3480
... 3001-3480
G ... 0-479

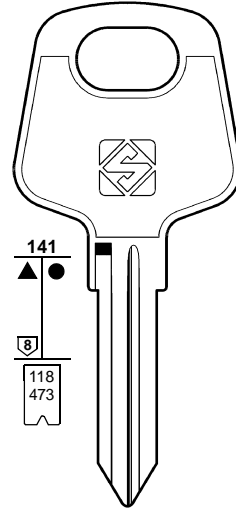


NEIMAN



P83
6
122

NE76AP
... 0/9 ... 0/90/9
M-N-P-R-S



141
8
118
473

NE19
GM ... 2001-3000
... 2001-4949



431

FOR / PER

MERIT (D)

MERONI (I)

MONACOR (PRC/CN)
👁️ ALPHA (427)

NEIMAN (D) (F)
+ 👁️ HUF (429)

PK (F)
👁️ CESSNA (428)
👁️ LAS (430)

POS (D)
👁️ SISPA (431)


PRESTA (D)
👁️ LAPORTE (430)

RONIS (F)

SISPA (I)
POS

FOR:
PER:

RONIS

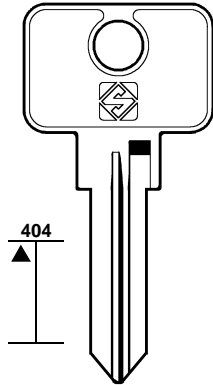


132
5
1469

RO49
CH ... 101-751
GZ ... 101-751

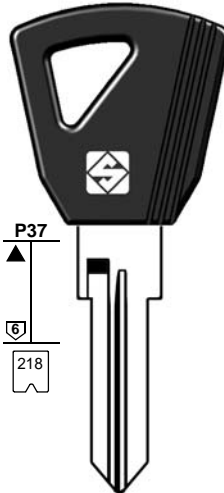


SISPA



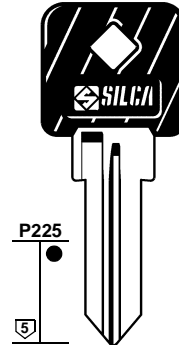
404

SSA4



P37
6
218

SSA4RAP
... 1-200



P225
5

SSA6RP



POS



432

FOR / PER

STAHLEX (D)

STARRY (NL)

TOK (D)

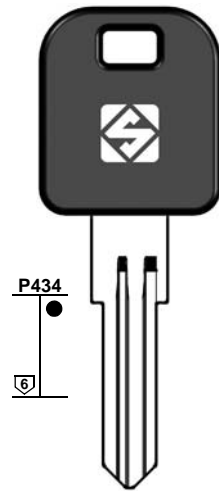
WASO (433)

TRELOCK (D)

+ WASO (433)

FOR:
PER:

STAHLEX



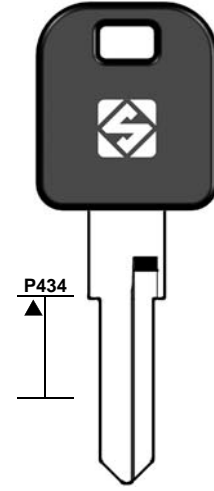
STH1P



STH1RP



STARRY

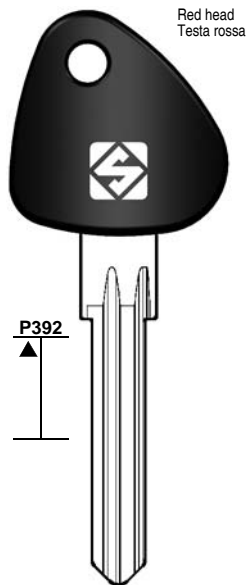


STY1P



FOR:
PER:

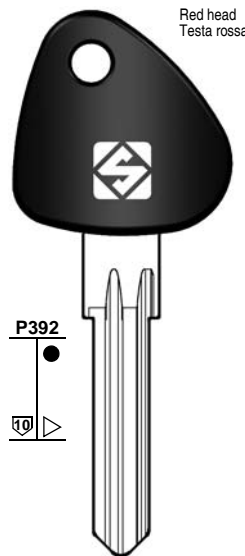
TRELOCK



Red head
Testa rossa



TRK7P

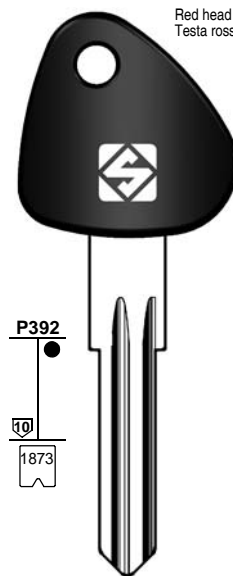


Red head
Testa rossa



TRK6P

..... 123

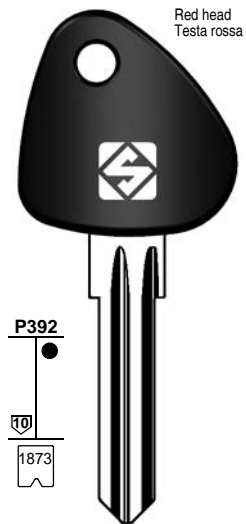


Red head
Testa rossa



TRK5P

R6
40000-46941



Red head
Testa rossa



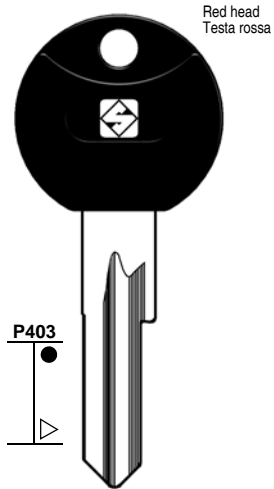
TRK1P

R6
0-1-2

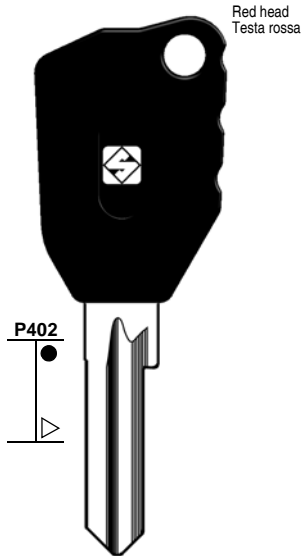


FOR:
PER:

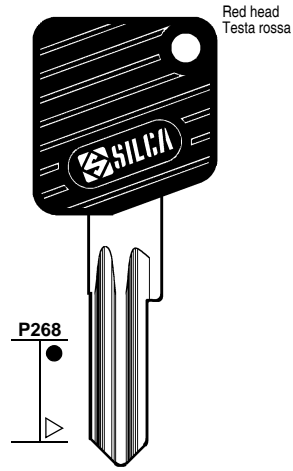
TRELOCK



TRK2RAP



TRK3RBP



TRK4CP



WASO



433

FOR / PER

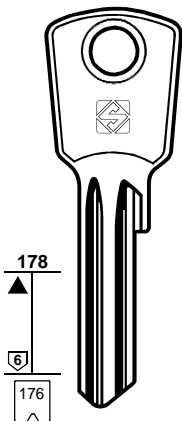
TRELOCK (D)
WASO
+ WASO (433)

VISONIC (PRC/CN)
 ALPHA (427)

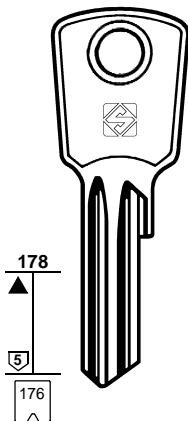
WASO (D)
CEWE
TOK
TRELOCK
+ TRELOCK (433)

FOR:
PER:

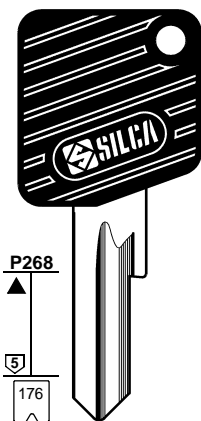
WASO



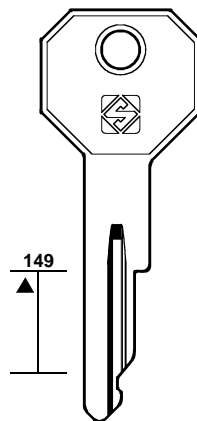
WAS2
L..... 012345



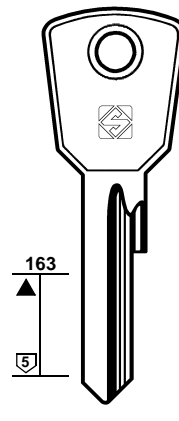
WAS3
Z..... 012345
B..... 012345
H..... 012345



WAS3RBP
Z..... 012345
B..... 012345
H..... 012345



WAS14R



WAS4



TOK



TOK



TRELOCK



CEWE





434

FOR / PER

WILK (D)

YALE (USA)

ADEMCO
BENDIX
CHICAGO
FORT
ILLINOIS

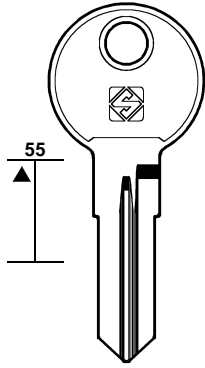
YAMAHA (J)

YANMAR (J)

YWS (TW)

FOR:
PER:

WILK



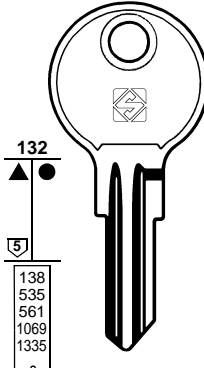
WIK1



WIK1R



YALE



YA4

KC ... 251-500
T ... 501-750
VB ... 501-750

HK ... 001-202
... V 0001-0300
C ... 001-250
... 010-225



YA4R

CH ... 251-750



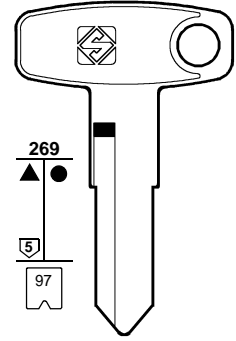
YA18

... 600-650
... 500-550
... 1250-1499
FL ... 201-240
CG ... 1-54
CR ... 1-35
GR ... 001-200
LC ... 1-100
LL ... 226-450
HMV ... 1-26
UM ... 226-425



**ADEMCO - BENDIX - CHICAGO
FORT - ILLINOIS**

YAMAHA



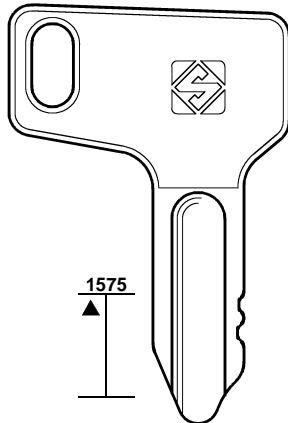
YH21R

... 451-470
... 4301-4350
... 3351-3400
... 3101-3150



FOR:
PER:

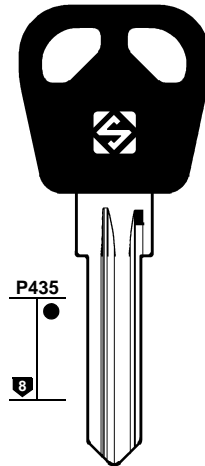
YANMAR



YAR2



YWS

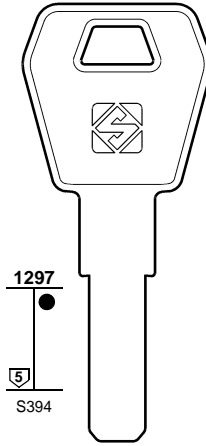
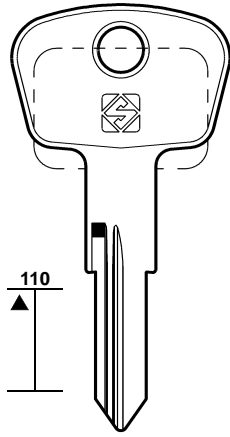


YW1P



FOR:
PER:

ZADI



435

FOR / PER

ZADI (I)
BULLOCK
GIUSSANI


ZD18


ZD18R




ZD25



BULLOCK - GIUSSANI

FOR:
PER:



General index
Indice generale
Generalverzeichnis
Index général
Indice general
Índice geral



Ref.	Page
A	
AX4RP	427
AX5RP	427
B	
B97-PT	18, 20, 40, 246, 286, 304
B97-PT5	18, 20, 40, 246, 286
B98-PT	18, 246, 286
B98-PT5	18, 246, 286
B99-PT	18, 20, 40, 246, 284, 286
B99-PT5	18, 20, 40, 246, 284, 286
B100-PT	18, 20, 40, 246, 284
B100-PT5	18, 20, 40, 246, 284
B103-PT	284
B103-PT5	284
B104-PT	284
B104-PT5	284
B111-PT	18, 20, 22, 30, 32, 34, 36, 38, 40, 112, 130, 284, 286, 304, 340
BAS3RP	428
BAS5R	428
BAJ1RP	378
BT2	428
BT2R	428
BT5R	428
BUR19	428
BW7BP	380
BW9FH	380
BW9MH	380
BW9TE	380

Ref.	Page
C	
CG1P	382
CG2RP	382
CH9T	386
CH10	429
CN1	428
CTR1R	428
CY12R	428
CY16P	52
CY19P	52
CY22P	50, 52, 68, 282
CY23	52, 66, 282
CY24	50, 52
CY24BP	50, 52, 66, 68
CY24FH	50, 52, 66, 68, 70, 162, 226, 282, 422
CY24MH	50, 52, 66, 68, 70, 162, 226, 282, 422
CY24TE	50, 52, 66, 68, 70, 162, 226, 282, 422
D	
DAT12	314
DAT12BP	314
DAT12CP	314
DAT12R	36, 314
DAT17FH	312, 316, 318, 320
DAT17MH	312, 316, 318, 320
DAT17T13	318, 320
DAT17T21	312, 316, 318, 320
DAT17TE	312, 316, 318, 320
DH4R	282
DH4RP	282
DH4RT4	64
DH5RFH	64
DH5RMH	64

Ref.	Page
DH5RP	64
DH5RT4	64
DH5RTE	64
DWO4CT6	38, 46, 48
DWO4R	48
DWO4RAP	30, 38, 48, 328, 334
DWO4RFH	30, 38, 42, 44, 48, 118, 284, 328, 334
DWO4RMH	44, 48
DWO4RT5	30, 48
DWO4RT6	42, 44, 48, 118, 284
DWO4RTE	44, 48
DWO5AP	46, 338
DWO5FH	32, 34, 44, 46, 250, 304, 338
DWO5MH	32, 44, 250, 304
DWO5R	46
DWO5RAP	46
DWO5RT5	40, 44
DWO5T5	34, 46
DWO5T6	46
DWO5TE	250, 304
DWO6BT5	46
DWO6BT6	46
DWO7BP	48
E	
EK3P-GM45	120, 284
EK3P-HO03	124, 128
EK3P-MIT16	222
EK3P-Y170	50, 52, 66, 68, 162, 368
F	
FH24R	429
FO10FH	98
FO10MH	98
FO10T7	98
FO10TE	98



Ref.	Page
FO19FH	196
FO19MH	196
FO19TE	196
FO21AP	90
FO21FH	84, 86, 90, 92, 96, 98, 110, 162, 208
FO21MH	84, 86, 90, 92, 96, 98, 110, 162, 208
FO21P	144, 208
FO21T17	90, 110
FO21T3	82, 90, 92, 96, 98, 162,
FO21T3M	90, 92, 96, 98
FO21T7	84, 86, 90, 92, 96, 98, 144, 162
FO21TE	84, 86, 90, 92, 96, 98, 110, 162, 208
FO22R	106, 108
FO22RP	106, 108
FO26FH	102, 214, 216
FO26MH	102, 214, 216
FO26T3	102, 106, 214, 216
FO26TE	102, 214, 216
FO32R	108
FO32RAP	108
FO34	84
FO34AP	84
FO35	100
FO37R	102
FO38RFH	82, 84, 86, 88, 100, 102, 104, 106, 108, 110, 202, 214, 216, 418
FO38RMH	82, 84, 86, 88, 100, 102, 104, 106, 108, 110, 202, 214, 216, 418
FO38RT17	82, 86, 98, 100, 102, 104, 106, 108, 110, 202, 210, 212, 214, 216
FO38RT3	82, 86, 98, 100, 102, 104, 106, 108, 110, 202, 210, 214, 216, 418
FO38RTE	82, 84, 86, 88, 100, 102, 104, 106, 108, 110, 202, 214, 216, 418
FO39	102, 108, 214, 216

Ref.	Page
FO39CP	102, 108, 214, 216
FO40R	82, 86, 100, 104, 108, 110, 216
FO40RBP	82, 86, 100, 104, 108, 110, 216
FO6	130
G	
GM15T5	120, 158, 256
GM18R	36, 40
GM19	36, 112
GM19P	156
GM27R	18
GM30AP	340
GM39	20, 30, 32, 34, 36, 40, 130, 246, 286
GM39EP	20, 30, 32, 36, 40, 112, 156, 246, 284
GM40	30, 32, 34, 36, 40
GM40EP	30, 32, 36, 40, 286
GM41	144
GM44RP	28
GM45FH	32, 120, 284
GM45MH	32, 120, 284
GM45TE	32, 120, 284
GM5	18, 36
GM5-OR	18, 36, 42
GM5CP	18, 36, 42
GNT1P	429
GT10BT5	58, 60, 72, 74, 276
GT10BTE	58, 60, 72, 74, 160, 276
GT10FH	58, 60, 72, 74, 160, 276
GT10MH	160
GT10P	58
GT15RAP	12
GT15RAT5	70, 72, 74
GT15RBT5	70, 72, 74, 78, 80
GT15RBTE	78, 194
GT15RCP	74
GT15RCT5	70, 74

Ref.	Page
GT15RDP	402
GT15RDT5	402
GT15RFH	12, 14, 70, 72, 74, 78, 80, 194, 402
GT15RMH	12, 14, 78, 194, 402
GT15RP	402
GT15RT2	12
GT16T2	12
GT18RT5	190, 192
GT20RDP	382, 402
H	
H72-EK3	418
H72-EK3	102, 104, 106, 108, 110, 202, 210, 214, 216
H74-PT	110, 144, 202
H82-PT	202, 214
H86-PT	82, 84, 86, 88, 104, 106, 212
HD107-PT5	8, 126, 128
HM1	428
HM1R	428
HON31	386, 392, 398
HON31CP	386, 392, 398
HON31R	386, 392
HON31RCP	386, 392
HON41	388, 390
HON41P	388, 390
HON58R	156
HON58RFH	8, 10, 120, 124, 126, 128, 156, 256, 388
HON58RMH	8, 10, 388
HON58RT5	8, 124, 126, 128
HON58RT6	120, 124, 126, 144, 256
HON58RTE	8, 10, 388
HON59R	156
HON63FP	386, 388, 390
HON64	388
HON64BP	388, 392
HON64R	392
HON64RBP	388, 392



GENERAL INDEX - INDICE GENERALE - GENERALVERZEICHNIS - INDEX GÉNÉRAL INDICE GENERAL - ÍNDICE GERAL

Ref.	Page
HON65RT6	124
HON66FH	8, 10, 124, 126, 128
HON66MH	8, 10, 124, 126, 128
HON66T14	8, 10, 124, 126, 128
HON66T27	124, 126, 128
HON66T5	8, 124, 128
HON66T6	124, 126
HON66TE	8, 10, 124, 126, 128
HON68BP	392
HON68RBP	392
HON70FH	386, 388, 390
HON70MH	386, 388, 390, 392
HON70T14	386, 388, 390, 392
HON70TE	386, 388, 390, 392
HON71CP	386
HON71RCP	386
HON72P	392
HOV01T5	128
HU100BT12	118, 248, 254, 256, 264
HU100FH	18, 20, 22, 24, 30, 34, 36, 38, 42, 44, 46, 48, 112, 114, 122, 248, 252, 254, 256, 260, 264, 266, 268, 302
HU100MH	18, 20, 22, 24, 30, 34, 36, 38, 42, 44, 46, 48, 112, 114, 122, 248, 252, 254, 256, 260, 266, 268, 302
HU100T12	248, 254, 256, 264
HU100T32	254
HU100TE	18, 20, 22, 24, 30, 34, 36, 38, 42, 44, 46, 48, 112, 114, 122, 248, 252, 254, 256, 260, 266, 268, 302
HU101AP	86
HU101FH	82, 88, 90, 92, 94, 96, 100, 194, 196
HU101MH	82, 88, 90, 92, 94, 96, 100, 194, 196
HU101T17	86, 90, 92, 94, 96, 100
HU101T20	82, 86, 102
HU101TE	82, 88, 90, 92, 94, 96, 100, 194, 196
HU109FP	302
HU133RFH	78, 206, 208, 238, 248, 324, 330, 332, 334, 336, 338

Ref.	Page
HU133RMH	78, 206, 208, 238, 248, 324, 330, 332, 334, 336, 338
HU133RT12	78, 206, 248, 334, 338
HU133RT14	78, 204, 206, 208, 238, 248, 324, 334, 336, 338
HU133RT18	332
HU133RTE	78, 206, 208, 238, 248, 324, 330, 332, 334, 336, 338
HU134FH	190
HU134MH	190
HU134TE	190
HU136FH	300
HU136MH	300
HU136TE	300
HU137KP	374
HU137TEK	374
HU160GP	24, 26
HU43AT9	122, 264, 268
HU43FH	28, 122, 252, 258, 260, 262, 264, 266, 268
HU43MH	260, 266
HU43T2	28, 122, 252, 258, 262, 264, 268
HU43T9	122, 264, 268
HU43TE	260, 266
HU46	116
HU46AT12	114, 250, 252, 262, 264, 268
HU46AT5	42, 44, 46
HU46AT9	26, 28, 114, 116, 250, 254, 258, 262
HU46BT12	26, 118, 254, 256
HU46FH	20, 24, 26, 28, 114, 116, 118, 250, 252, 254, 258, 260, 262, 264, 268
HU46P	116
HU46T12	24, 26, 28, 114, 250, 252, 254, 262, 264, 268
HU46T2	20, 24, 26, 28, 114, 116, 118, 144, 250, 252, 254, 260, 262

Ref.	Page
HU46T9	26, 28, 114, 116, 250, 254, 258, 262
HU49AT5	14
HU49EP	372
HU49FH	14, 306, 366, 368, 370, 372
HU49RCP	372
HU49REP	372
HU49RT6	368, 372
HU49T10	366, 370
HU49T10X	370
HU49T28	366, 370
HU49T5	306, 366, 368, 370
HU56RAT2	374
HU56RFH	218, 220, 308, 374
HU56RMH	220, 308
HU56RP	422
HU56RT2	218
HU56RT30	218
HU56RTE	220, 308
HU66AT5	14, 306, 308
HU66AT6	14, 306
HU66BT1	92
HU66BT28	92
HU66CT5	306, 368
HU66CT6	368
HU66DT5	92
HU66FH	14, 92, 288, 306, 308, 366, 368, 370, 372
HU66MH	14, 288, 368, 370
HU66T10	92, 306, 368, 370
HU66T23	306
HU66T24	366, 368, 370, 372
HU66T26	308
HU66T28	306, 366, 368, 370
HU66T5	288, 306, 368, 370
HU66T6	14, 306, 308, 366, 368, 370, 372
HU66TE	14, 288
HU70EP	372



Ref.	Page
HU70T6	370, 372
HU71FH	422
HU71MH	422
HU71P	422
HU71TE	422
HU72RP	212
HU83FH	56, 60, 76, 80, 192, 270, 274, 278, 280, 420
HU83MH	56, 60, 76, 80, 192, 270, 274, 278, 280
HU83T	144, 282, 420
HU83T14	56, 60, 76, 80, 192, 270, 274, 276
HU83T5	420
HU83TE	56, 60, 76, 80, 192, 270, 274, 278, 280
HU87RFH	248, 314, 330, 332, 340
HU87RMH	314, 330
HU87RT12	248
HU87RT18	314, 330
HU87RT5	248, 332, 340
HU87RT9	330, 340
HU87RTE	314, 330
HU92RKP	16
HU92RTEK	16
HU92RMH	16, 196
HU92RTE	16
HY5	429
HY5R	429
HY6	429
HY7	429
HY7R	429
HY11R	386
HYN10	130, 136
HYN10BP	130, 132, 136, 310
HYN10FH	130, 132, 136, 144, 152
HYN10MH	130, 132, 136, 144, 152
HYN10T14	132
HYN10T4	130, 132, 136, 144, 152
HYN10TE	130, 132, 136, 144, 152
HYN11	136, 142

Ref.	Page
HYN11CP	132, 136, 142, 150
HYN12CP	150
HYN12FH	150
HYN12MH	150
HYN12T4	150
HYN12TE	150
HYN13BP	154
HYN14FH	136, 140, 166, 176, 184
HYN14MH	136, 140, 166, 176, 184
HYN14RFH	134, 138, 140, 146, 148, 152, 168, 170, 182, 188
HYN14RMH	134, 138, 140, 146, 148, 152, 168, 170, 182, 188
HYN14RT14	134, 138, 144, 148, 152, 168, 170, 182, 186
HYN14RTE	134, 138, 140, 146, 148, 152, 168, 170, 182, 188
HYN14T14	136, 140, 166, 176, 184
HYN14TE	136, 140, 166, 176, 184
HYN15FH	178
HYN15MH	178
HYN15T14	178
HYN15TE	178
HYN6FH	132, 134, 138, 140, 142, 144, 146, 150, 154, 172, 176, 190
HYN6MH	132, 134, 138, 140, 142, 144, 146, 150, 154, 172, 176, 190
HYN6P	180
HYN6T14	130, 134, 138, 140, 142, 144, 150, 154, 172, 176, 188
HYN6T4	134, 138, 140, 142, 146
HYN6TE	132, 134, 138, 140, 142, 144, 146, 150, 154, 172, 176, 190
HYN7R	146, 148
HYN7RAP	146, 148, 154, 176, 186
HYN7RFH	140, 144, 148, 150, 154, 186
HYN7RMH	140, 144, 148, 150, 154, 186

Ref.	Page
HYN7RT14	186
HYN7RT4	146, 148
HYN7RTE	186
HYN8R	146, 148
HYN9P	150
I	
ISU5MH	418
K	
KIA1R	84, 184, 188
KIA1RAP	184
KIA1RP	84, 188
KIA2R	190
KIA3R	164, 166, 168, 178, 184, 186
KIA3RAP	166, 180, 184
KIA3RFH	164, 166, 168, 170, 172, 174, 178, 182, 184, 188
KIA3RMH	164, 166, 170, 172, 174, 178, 182, 184, 188
KIA3RT14	164, 166, 170, 172, 174, 182, 184
KIA3RT16	164, 166, 170, 178, 180, 184, 188
KIA3RT5	168, 184, 188
KIA3RTE	164, 166, 170, 172, 174, 178, 182, 184, 188
KIA3T5	168,
KIA4RBP	164
KIA5	190
KIA7T14	134, 138, 142, 164, 168, 176, 182, 186
KOM1	429
KUB1R	190, 430
KUB2R	430
KW12	394, 396
KW12BP	394, 396
KW14	380, 382, 384



GENERAL INDEX - INDICE GENERALE - GENERALVERZEICHNIS - INDEX GÉNÉRAL INDICE GENERAL - ÍNDICE GERAL

Ref.	Page
KW14AP	394, 396
KW14FH	380, 382, 384, 394, 396
KW14MH	394, 396
KW14P	380, 382, 384
KW14R	394, 396
KW15BP	394, 396
KW16CP	394, 396
KW16FH	394, 396
KW16MH	394, 396
KW16TE	394, 396
KW17T5	382, 384
KW18DP	396
KYM1P	398
KYM1RP	398
KYM2	398
KYM2P	398
KYM2R	398
L	
LAP1	430
LD6RP	190
LF12	430
LF23R	429
LF44	430
LM2	430
LS1	430
M	
MAZ13T5	96, 210
MAZ20REP	210
MAZ20RT5	210, 212
MAZ24RFH	210
MAZ24RMH	210
MAZ24RT17	210
MAZ24RT5	210
MAZ24RTE	210
MAZ25R	212

Ref.	Page
MER4	431
MHN1	430
MIT11RFH	56, 218, 220, 222, 224, 226, 274, 278
MIT11RMH	56, 218, 220, 222, 224, 226, 274, 278
MIT11RT19	222, 224, 226
MIT11RT21	224
MIT11RT4	220, 222, 224, 226
MIT11RTE	56, 218, 220, 222, 224, 226, 274, 278
MIT14BT14	224, 226, 228
MIT14BT5	212, 224, 226, 228
MIT15AP	144, 218, 418
MIT8AP	222
MIT8FH	220, 222, 224, 226
MIT8MH	220, 222, 224, 226, 228
MIT8-PT	218, 220, 222, 224, 226, 228
MIT8T19	220, 222, 224, 226, 228
MIT8T21	220, 224, 226
MIT8T4	220, 222, 224, 226, 228
MIT8TE	220, 222, 224, 226, 228
MIT9-PT	220, 222
MRT2RAP	431
N	
NE19	431
NE20NP	190, 228, 374
NE38P	218
NE51T2	374
NE66T2	374
NE72AT14	270
NE72AT29	270
NE72AT5	270
NE72ATE	232, 240, 258, 266, 290, 294, 296, 300
NE72FH	232, 240, 258, 266, 270, 290, 294, 296, 300
NE72GP	298

Ref.	Page
NE72LP	54, 62
NE72MH	232, 240, 258, 266, 290, 294, 296, 300
NE73	290
NE73-BI	282, 298
NE73-CI	282, 298
NE73DP	290
NE73FH	230, 232, 252, 256, 270, 288, 290, 292, 294, 296, 418
NE73MH	232, 256, 270, 288, 294, 296
NE73T16	288, 296
NE73T32	230, 240, 256, 266, 292, 296
NE73T5	230, 252, 256, 288, 290, 292, 296
NE73T6	418
NE73T8	296
NE73TE	232, 256, 270, 288, 294, 296
NE73TP	298
NE74P	400
NE74T5	400
NE75EP	194
NE75FH	194, 196
NE75MH	196
NE75TE	196
NE76AP	431
NE77RDP	124, 302
NE77RT2	124, 302
NE78MH	272
NE78P	272
NE78T14	272
NE78T29	272
NE78T5	272
NE78TE	272
NE92P	418
NI01T	230, 244
NI02T	156, 228, 230, 236, 242, 244, 246
NSN11AT13	234, 242, 420
NSN11AT25	232, 234, 236, 242



Ref.	Page
NSN11FH	96, 156, 232, 234, 236, 240, 242, 244, 314, 316, 318, 420
NSN11MH	234, 242, 420
NSN11T	322
NSN11T13	234, 242, 420
NSN11T2	96, 156, 232, 234, 236, 240, 242, 244, 314, 316, 318
NSN11T25	234, 236, 242
NSN11TE	234, 236, 242, 420
NSN14	230, 236
NSN14AT13	230, 234, 238, 240, 242
NSN14AT25	228, 234, 238, 240, 242
NSN14CP	230, 236
NSN14FH	156, 230, 232, 234, 238, 240, 242, 244, 246, 312, 314, 318, 320, 326
NSN14MH	156, 230, 232, 234, 238, 240, 242, 244, 246, 312, 314, 318, 320, 326
NSN14T	322
NSN14T13	230, 234, 238, 240, 242, 312, 314, 318, 320
NSN14T14	156, 244, 246, 326
NSN14T25	230, 234, 238, 240, 242
NSN14T5	240
NSN14TE	156, 230, 232, 234, 238, 240, 242, 244, 246, 312, 314, 318, 320, 326
NSN15	230, 236
NSN16R	242
NSN16RBP	242
NSN19	322
NSN19FH	294, 312, 316, 318, 320, 322, 420
NSN19MH	294, 310, 312, 316, 318, 320, 420
NSN19T13	312, 316, 318, 320
NSN19T21	310, 312, 316
NSN19TE	420
NSN19TE	294, 310, 312, 316, 318, 320

Ref.	Page
P	
PO1RFH	288
PO1RMH	288
PO1RT4	288
PO1RTE	288
R	
RO49	431
RR2	302
RR2P	302
S	
SIP16FH	12, 192
SIP16MH	12
SIP16T2	192
SIP16TE	12
SIP18T	14, 194
SIP22FH	8, 12, 58, 60, 70, 72, 74, 76, 94, 160, 192, 274, 276, 384, 402
SIP22KP	194
SIP22TEK	194
SIP22LP	78
SIP22MH	8, 12, 60, 70, 72, 74, 76, 94, 160, 192, 274
SIP22T5	384, 402
SIP22TE	8, 12, 58, 60, 70, 72, 74, 76, 94, 160, 192, 274, 276
SIP29T	14, 194
SIP36MH	12, 58, 74, 276
SK22RBP	306, 308
SK22RT1	306, 308
SSA4	431
SSA4RAP	431
SSA4RP	431
SSY1P	310
SSY2AP	310

Ref.	Page
SSY3	310
SSY3FH	310
SSY3MH	310
SSY3TE	310
STH1P	432
STH1RP	432
STY1P	432
SX9AP	10, 16, 22, 60, 162, 200, 218
SX9CP	54, 58, 62, 76, 80, 192, 272, 276, 278, 280
SX9GP	54, 62, 278, 280
SX9MH	54, 56, 58, 62, 76, 276, 278, 280
SX9T14	54, 56, 58, 60, 62, 76, 276, 278, 280
SX9T5	54, 58, 60, 62, 76, 80, 192, 272, 276, 278, 280
SX9T6	62
SX9TE	54, 56, 58, 62, 76, 276, 278, 280
SZ4	382
SZ4AP	382
SZ10R	404, 406
SZ10RP	404, 406
SZ11	204
SZ11FH	204, 324
SZ11MH	204, 324
SZ11P	204
SZ11R	340
SZ11RFH	208, 324, 326, 328, 332, 336, 340
SZ11RMH	208, 324, 326, 328, 332, 336, 340
SZ11RP	322, 340
SZ11RT18	208, 324, 330, 332
SZ11RT4	322, 326, 328, 332, 334, 340
SZ11RT5	332
SZ11RTE	208, 324, 326, 328, 332, 336, 340
SZ11T18	204, 324
SZ11TE	204, 324
SZ12	116, 324



GENERAL INDEX - INDICE GENERALE - GENERALVERZEICHNIS - INDEX GÉNÉRAL INDICE GENERAL - ÍNDICE GERAL

Ref.	Page
SZ12FH	158, 316, 322, 326, 328, 336, 340
SZ12MH	158, 316, 322, 326, 328, 336, 340
SZ12P	116, 158, 324
SZ12T4	316, 322, 324, 326, 328, 334, 338
SZ12TE	158, 316, 322, 326, 328, 336, 340
SZ14RAP	394, 404, 406, 408
SZ17RFH	406, 408
SZ17RMH	406, 408
SZ17RTE	406, 408
SZ18FH	204
SZ18MH	204
SZ18RFH	206
SZ18RMH	206
SZ18RTE	206
SZ18TE	204
SZ19P	206
SZ19RP	204
SZ20P	204
SZ21RP	206, 208
SZ22FH	330, 334, 338
SZ22MH	330, 334, 338
SZ22TE	330, 334, 338
SZ24RAT22	414
SZ24RTE	390, 410, 414
SZ24RMH	390, 410,
T	
TAT1FH	342
TAT1MH	342
TAT1P	342
TAT1TE	342
TAT2P	342
TAT3RP	342
TBE1T5	162
TOY38RP	348

Ref.	Page
TOY40BT4	198, 200, 346, 350, 358
TOY40BTE	198, 200, 224, 228, 346, 350, 358
TOY40FH	134, 138, 142, 164, 168, 174, 178, 182, 186, 198, 200, 224, 228, 346, 350, 358
TOY40MH	134, 138, 142, 164, 168, 174, 178, 182, 186, 198, 200, 224, 228, 346, 350, 358
TOY41RAT4	348, 360
TOY41RAT5	356
TOY41RATE	348, 356, 360
TOY41RFH	64, 348, 352, 356, 360, 364
TOY41RMH	64, 348, 352, 356, 360, 364
TOY41RT4	64, 352, 356
TOY41RTE	64, 352, 356, 364
TOY42AT5	352, 360
TOY43	304, 322
TOY43AT18	332
TOY43AT31	286, 304, 342, 344, 348, 350, 352, 354, 356, 358, 360, 362, 364, 366
TOY43AT4	342, 344, 346, 348, 350, 352, 354, 358, 360, 362, 364, 366
TOY43ATE	286, 304, 342, 344, 348, 350, 352, 354, 356, 358, 360, 362, 364, 366
TOY43FH	286, 304, 342, 344, 346, 348, 350, 352, 354, 356, 358, 360, 362, 364, 366
TOY43MH	286, 304, 342, 344, 346, 348, 350, 352, 354, 356, 358, 360, 362, 364, 366
TOY43P	344, 354
TOY43R	32, 38, 112, 158
TOY43RATE	118, 158
TOY43RFH	32, 38, 112, 118, 158
TOY43RMH	118, 158
TOY43RP	32, 38, 158
TOY43T2	344

Ref.	Page
TOY43T3	346, 354
TOY43TE	344, 346, 354
TOY44	344, 354
TOY46RFH	346
TOY46RMH	346
TOY46RT3	346
TOY46RTE	346
TOY47BP	344
TOY47FH	64, 344, 348, 356
TOY47MH	64, 344, 348, 356
TOY47T16	344
TOY47T4	344, 348, 356
TOY47TE	64, 344, 348, 356
TOY48BT4	198, 200, 350, 358, 360, 362
TOY48BTE	198, 200, 350, 358, 360, 362
TOY48FH	198, 200, 350, 358, 360, 362
TOY48MH	198, 200, 350, 358, 360, 362
TOY49FH	140, 142, 164, 172, 174, 180
TOY49MH	140, 142, 164, 172, 174, 180
TOY49TE	164, 172, 174, 180
TOY57-PT	364
TRK1P	432
TRK2RAP	433
TRK3TBP	433
TRK4CP	433
TRK5P	432
TRK6P	432
TRK7P	432
V	
VA2FH	308
VA2MH	308
VA2T14	54, 56, 272, 274, 280
VA2TE	308



Ref.	Page
VA3-I	282, 298
VA5T5	212
VA6FH	54, 56, 236, 258, 270, 272, 274, 280, 290, 292, 294, 296, 298, 344
VA6MH	54, 56, 236, 258, 270, 272, 274, 280, 290, 292, 294, 296, 298, 344
VAC102-BI	298
VAC102-CI	298
VAC102DP	292
VAC102FH	288, 290, 292, 296, 298, 300
VAC102GP	298
VAC102MH	292, 298, 300
VAC102T1	288, 290, 292, 296, 298
VAC102T32	300
VAC102TE	292, 298, 300
VO11DP	372
VO12	429
VO4RDP	372
W	
WAS2	433
WAS3	433
WAS3BP	433
WAS3RBP	433
WAS4	433
WAS14R	433
WIK1	434
WIK1R	434
WT7CP	372
WT7FP	100
WT9T6	372
Y	
Y160-PT	50, 52, 66, 68, 70, 162, 282,
Y162-PT	50, 52, 66, 68

Ref.	Page
Y164-PT	50, 52, 66, 68, 162, 226, 422
YA4	434
YA4R	434
YA18	434
YAR2	434
YH14	414
YH21R	434
YH29	404, 408
YH29P	404, 408
YH29R	404, 408
YH29RP	404, 408
YH30	404, 406, 408
YH30BP	404, 406, 408
YH30R	404, 406, 408
YH30RBP	404, 406, 408
YH34P	392, 412
YH34RP	392, 412
YH35R	412, 414
YH35RAT22	410, 412, 414
YH35RATE	412, 414
YH35RBP	412, 414
YH35RFH	412, 414
YH35RMH	412, 414
YM15FH	68, 212, 368, 420
YM15P	212, 420
YM15T5	68, 212, 368, 420
YM27T2	28, 122, 252, 258, 264
YM28AT12	28, 114, 250, 262
YM28AT9	26, 114, 116, 250, 254, 260, 262
YM28CP	24
YM28FH	24, 26, 114, 116, 250, 254, 260, 262
YM28T2	24, 26, 114, 116, 250, 254, 260, 262
YM30P	302
YM30T5	302
YW1P	434

Ref.	Page
Z	
ZD16RP	378, 380, 392, 398, 400, 402, 404, 406, 410, 414
ZD17RAP	384, 402
ZD18	435
ZD18R	435
ZD21P	380, 382, 398
ZD22RBP	378
ZD23RCP	392, 398, 402
ZD23RT5	378, 398, 414
ZD24RAT22	414
ZD24RDP	378, 380, 382, 384, 386, 388, 398, 400, 406, 408, 410, 412, 414
ZD24RFH	384, 390, 410, 414
ZD24RMH	390, 410
ZD24RT14	388
ZD24RT5	384, 410, 414
ZD24RTE	390, 410
ZD25	435
ZD28RFP	380
ZD30T5	378, 384, 400
ZD7	400
ZD9	382, 400
ZD9P	382, 400